

GAUGE™ RAIL- ROADING

Printed in the USA
ogaugerr.com

Run 283

February / March 2016

\$5.95

Joey Ricard's New Spruce Coal & Timber Railroad

**John Rapacz
Creates Some
Cool Heaters
for Reefers**

**Westward Ho
on Carl Rygiewicz's
Chicago Pacific Railway**



Why Made in America STILL Works

Those of you who read our open letter published in the various magazines in the past may be skeptical of why products made in America are a better idea. While many of you know that our main competitor, Atlas, has been having little success getting track and switches from their Chinese suppliers over the last year and a half (as of Feb 2015) there are other reasons as well. Here at Ross Custom we had a price increase on Jan 1st 2015, our first increase in nearly five years. I noticed that even though Atlas hasn't been available the prices in their online store keep going up and up. I thought I'd show you a comparison of regular retail prices as I write this today, of Ross Custom made in America versus Atlas made in China. Note we use switch machines made by Z-Stuff for Trains on our remotes that are made in Taiwan.

ROSS MADE IN AMERICA

031 REMOTE.....	\$89.95
042 REMOTE.....	\$89.95
054 REMOTE.....	\$89.95
064 REMOTE.....	\$89.95
072 REMOTE.....	\$89.95
080 REMOTE.....	\$94.95
096 REMOTE.....	\$99.95
054/031 CURVED REMOTE.....	\$99.95
072/054 CURVED REMOTE.....	\$89.95
096/072 CURVED REMOTE.....	\$114.95
0120/096 CURVED REMOTE	\$134.95
031 WYE REMOTE	\$94.95
042 WYE REMOTE	\$94.95
054 WYE REMOTE	\$94.95
072 WYE REMOTE	\$94.95
11 DEGREE WYE REMOTE.....	\$94.95
22 DEGREE WYE REMOTE.....	\$94.95
#4 REMOTE.....	\$89.95
#5 REMOTE.....	\$89.95
#6 REMOTE.....	\$99.95
#8 REMOTE.....	\$114.95
#10 REMOTE.....	\$144.95
THREE WAY REMOTE	\$299.95
FOUR WAY REMOTE	\$274.95
DOUBLE SLIP SWITCH	\$249.95
#5 DOUBLE CROSSOVER.....	\$479.95
#8 DOUBLE CROSSOVER.....	\$679.95
#4 YARD CROSSOVER.....	\$209.95

TRACK

031	\$7.49
036	\$7.49
042	\$7.99
054	\$6.99
064	\$6.99
072	\$6.99
080	\$7.49
084	\$7.99
092	\$7.99
096	\$8.49
0100	\$8.99
0104	\$8.99
0112	\$9.49
0120	\$9.99
0128	\$10.99
10 INCH STRAIGHT	\$5.99
29" STRAIGHT	\$12.99
GARGRAVES FLEX TRACK 37"....	\$8.95

ATLAS MADE IN CHINA

036 REMOTE.....	\$104.95
045 REMOTE.....	\$104.95
054 REMOTE.....	\$104.95
NOT MADE	
072 REMOTE.....	\$104.95
NOT MADE	
NOT MADE	
NOT MADE	
072/054 CURVED REMOTE.....	\$132.95 WOW!
NOT MADE	
NOT MADE	
NOT MADE	
NOT MADE	
072 REMOTE.....	\$104.95
NOT MADE	
NOT MADE	
NOT MADE	
#5 REMOTE.....	\$129.95 WOW!
NOT MADE	
#8 REMOTE.....	\$132.95
NOT MADE	
NOT MADE	
NOT MADE	
DOUBLE SLIP SWITCH....	\$264.95
NOT MADE	
NOT MADE	
NOT MADE	


027	\$7.95
036	\$6.75
045	\$7.95
054	\$6.75
063	\$8.95
072	\$9.95 WOW!
081	\$11.95 WOW!
NOT MADE	
090	\$14.50 WOW!
099	\$15.95 WOW!
NOT MADE	
NOT MADE	
0108	\$18.95 WOW!
NOT MADE	
NOT MADE	
10 INCH STRAIGHT....	\$6.75
40" STRAIGHT.....	\$25.50
40" FLEX TRACK....	\$26.50 WOW REALLY?? YEP!!



FUNNY HOW FOR YEARS I HEARD....ROSS is the best but they're expensive. Did you ever think that made in America could beat made in China prices?

ROSS...available, the finest operating, the largest selection, WOW!!

Steve Brunken



1-800-331-1395
Call for a free catalog
www.rossswitches.com

Contents



PRODUCT REVIEWS

23

**Williams by Bachmann
Semi-Scale 4-6-2 Pacific**



31

**Williams by Bachmann
EMD GP38**



FEATURES

38

The New Spruce Coal & Timber Railroad
Joey Ricard

50

Ready Kilowatts
Daniel Kleine



55

Phoenix Rising
Carl Rygiewicz



64

Running Hot and Cold
John Rapacz

68

Power Towers
Bob Glorioso

DIVISIONS

Editor's Corner	Starting Big	6
Product Showcase	New Item Announcements	13
Readers' Rails	Your Trains and Layouts	18
Collector's Gallery	Neil Young Signature Line: Collectible with a Pedigree	73
Here's an Idea	Hi-Rise Girders for the Steel Monkeys	80
Backshop	Building a Layout: Grade Crossings on Curved Track	85
The Helper Engine	From Ridiculous to Sublime	92
Scheduled Meets	Shows to Attend	95
Dealer Roundhouse	O Gauge Shops	96
End of Track	Cartoon	98
Advertiser Index	Advertisers in This Issue	98



ON THE COVER

Old No. 25 passes the single-stall engine house in Slaty Fork on Joey Ricard's latest incarnation of his On30 Spruce Coal & Timber Railroad. Joey's new layout, like his former one, is made up of modules designed for outdoor photography and also for easy transport to shows, train meets, and various other public events.

Photo by Joey Ricard



Publisher

Richard P. Melvin
publisher@ogaugerr.com

Editor-in-Chief

Allan Miller
editor@ogaugerr.com

Special Projects Editor

Ed Boyle
ed@ogaugerr.com

Associate Editors

Jim Barrett
jim@ogaugerr.com

George Brown
george@ogaugerr.com

Kathryn Brown
kitty@ogaugerr.com

Advertising Sales Manager

Alan Arnold
adman@ogaugerr.com

Advertising Production Manager

Don Pedicini, Jr.
don@ogaugerr.com

Design & Layout / Pre-Press

W-Graphics Digital Services, Inc.
ogauge@teamwgraphics.com

Subscription Manager

Linda Melvin
linda@ogaugerr.com

Merchandising Manager

Cari Fanta
cari@ogaugerr.com

Section Gang

Bill Bramlage
John Ciccarelli
Don McCuaig
Dave Minarik
Skip Natoli
Jim Policastro
Joey Ricard

©2016 by OGR Publishing, Inc. All rights reserved.



Starting Big

Like many of us, Brian Mount got his start in O gauge model railroading via a train set purchased for Christmas. But in Brian's case it was not a childhood gift intended for seasonal around-the-tree running. Instead, this 55-year-old owner of a crane service bought his very first O gauge set just a couple of years ago.

While driving through his Mercer, Pennsylvania, hometown on a crisp November day in 2013, Brian decided on a whim to stop at the Mercer Junction Train Shoppe in the heart of town just to see what it offered. The shop's proprietor, David Minarik, introduced Brian to the contemporary world of feature-packed O gauge trains, and Brian quickly became attracted to an MTH starter set in BNSF "pumpkin" paint scheme (orange livery remains a particular favorite of his). The die was cast, as the old saying goes, and Brian left that day with the BNSF set and a respectable amount of additional track.

Back at home well before his wife, Susan, got in from work, Brian set about constructing an extended dog bone layout on the living room floor. When Susan arrived, the first words out of her mouth were "You're not going to leave that here" (keep in mind that these words, depending on inflection, could be punctuated with either a question mark or an explanation point). Discretion being the better part of valor, Brian dismantled his fledgling carpet empire, moved everything into the garage, and promptly constructed an 8' x 16' plywood-topped and carpeted layout table for this train, two more locomotives, and additional rolling stock that would follow in the weeks prior to Christmas. There was no scenery to admire or accessories to operate, but at least Brian could run multiple trains and further explore the potential of today's O gauge railroading hobby. But the train collection kept growing... fast...and Brian's dreams of an expanded empire kept pace. And this is where the real story starts.



Brian is surrounded by the benchwork for his empire. Trains are already up and running.

First of all, it's important to understand that Brian is not what we would call an "armchair modeler." When he sets his mind to doing something, it gets done, and in very short order.

Today, less than two years after that starter set purchase and over a period of just a few short months, Brian has added a full second floor to his shop building, installed drywall and a ceiling complete with recessed LED lighting fixtures, completed initial planning, and erected the benchwork for a 24' x 60' rail empire. A sampling of the progress made to date can be seen in the accompanying photos.

O GAUGE RAILROADING is published seven times yearly

O GAUGE RAILROADING (ISSN 1062-1482) is published seven times per year in January, February, April, June, August, October and December by OGR Publishing, Inc., 33 Sheridan Rd., Poland, OH 44514-1680; phone: 330-757-3020; fax: 330-757-3771; e-mail: Info@ogaugerr.com; website: www.ogaugerr.com.

SUBSCRIPTIONS: By mail in USA: 1 year (7 issues) \$34.95 US; 2 years (14 issues) \$62.95 US. Canadian subscriptions: 1 year \$44.95 US; 2 years \$82.95 US. Foreign subscriptions: 1 year \$59.95 US; 2 years \$109.95 US. Remit all funds in US dollars.

CONTRIBUTIONS: News items, construction articles, photos, etc. pertaining to 2 and 3-rail O scale trains all types are solicited. Manuscripts, photos, drawings and other items contributed for publication become the property of OGR Publishing, Inc., and will not be returned unless accompanied by a stamped, self addressed envelope. Upon publication, contributors and authors will assign exclusive publication rights to OGR Publishing, Inc. for these manuscripts, photos, drawings and other items. Feature articles will be paid for upon publication. Please do not submit previously published manuscripts, photos or drawings. Information about submitting articles may be obtained from the editor. OGR Publishing, Inc. assumes that all letters, product information and items of general interest are offered gratis. OGR Publishing, Inc. will not be responsible for the opinions expressed by the editors, authors or advertisers.

ADVERTISING: Our current advertising rate card is available at www.ogaugerr.com. Click on "Advertise in OGR." Or send a # 10 SASE to our office. Acceptable ads are limited to items of interest to 1/4" scale model railroaders, including books, videos and other related items.

DEALERS: New hobby store dealers are always welcome. Please contact OGR Publishing, Inc, 33 Sheridan Rd., Poland, OH 44514-1680, phone: 330-757-3020; e-mail: dealersales@ogaugerr.com

PRINTED in the USA. Periodical postage paid at Youngstown OH 44514 and at additional mailing offices.

POSTMASTER: Send address changes to OGR Publishing, Inc., 33 Sheridan Rd., Poland OH 44514-1680.

CHANGE OF ADDRESS: Publisher must be notified at least 60 days prior to address change. Please give us both old and new addresses in full, including zip+4. Magazines not forwarded by the USPS and/or failure to notify us of the change may result in your missing an issue and/or additional postage. We do not guarantee delivery to business addresses.


OFFICE HOURS: Monday to Friday, 9:00 a.m. to 5:00 p.m., Eastern time.



Bert, one of the train room's two resident cats, assists Brian in evaluating the track diagram.

Keep in mind that this could not have been accomplished in such short order without valuable assistance from Brian's ever-expanding circle of friends, including the aforementioned David Minarik who introduced him to members of the Greenville, Pennsylvania, Model Railroad Club. With input from these folks, the track plan was continually revised and fine-tuned to achieve the operational potential Brian wanted. Recently, club members show up at regular work sessions to lay track and attend to the various other activities needed to get trains up and running.

Brian envisions this being a modern freight-oriented layout with a large intermodal yard. His rapidly growing motive power roster is about 85% diesel, but Brian does not focus on a particular era—anything that suits his fancy, especially if orange is part of the paint scheme, is fair game. Track is GarGraves and switches are from Ross Custom Switches. Power is provided with MTH Z-4000 transformers, with command control handled by MTH DCS and Lionel TMCC (with Legacy to be added soon).

But we've only scratched the surface here. This column is just a brief introduction to what will most assuredly be the continuing saga of Brian Mount's involvement in the hobby. Rest assured that progress made as his empire evolves will be documented in future issues of *OGR*, so lessons learned by Brian can be shared for the benefit of other hobbyists. Heck, I'm hoping I'll be invited to join Brian and the crew at a good number of those regularly scheduled work sessions. Model railroading fun on a big scale! 

Lantz Hobby Shop



Z-Stuff for Trains
Making model railroading more fun!

Toll Free Orders
(855) 253-2711

www.wholesaletrains.com



facebook.com/pages/Lantz-Hobby-Shop-Inc

LANTZ HOBBY SHOP INC.
3312 SOUTH MAIN STREET
HORSEHEADS NY 14845

Renew your
OGR subscription
on-line today at:
www.ogaugerr.com



Here's how to contact us:

PHONE: 800-980-6477

FAX: 330-757-3771

EMAIL: info@ogaugerr.com

MAIL: OGR Publishing, Inc.
33 Sheridan Road
Poland, OH 44514

Stop by the *OGR On-Line Forum* at **www.ogaugerr.com** . . . THE place on the web to talk about O gauge trains!

THE NEW STANDARD

The Pennsylvania Railroad's GG1 set records for performance, speed and service and became an icon of the rails and the "Standard Railroad of the World." Let Lionel's new VISION GG1 raise the bar for your railroad.

A Vision of Features...

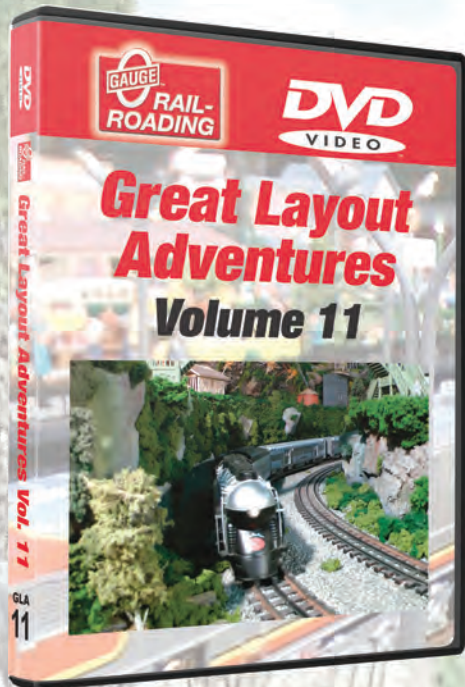
- "Catenary Arc" lighting effect on sprung pantograph
- Stereo Sound
- Welded and Riveted Versions
- Much, much more...

Coming in 2016...

To see a complete list of road names and features, scan or go to <http://visionline.lionel.com>



GREAT LAYOUT ADVENTURES VOLUME 11



\$14.95 each



\$19.95 each


Here are two of the best O gauge layouts in the world. And they could not be more different!

Bill Bramlage has built an unbelievable display layout in his huge basement. His crowning achievement is Tower City, a huge downtown area on his layout, with buildings that are 8-feet tall. His layout has over 10,000 lights! Bill will also show you how to make beautiful clouds and a few other tricks of the trade that he's used in building his layout.

Bob Bartizek's Pennsylvania & Western is a wonderful model of the Pennsylvania Railroad, including a 10-foot x 12-foot model of Horseshoe Curve. Bob runs his railroad just like the real thing, with helpers on the steep grades, prototypical operation lots of local switching, and several staging yards for the trains that are temporarily off stage. Bob also does three how-to segments on this DVD. He'll show you how to tune up Lionel couplers, where you can find lots of neat detail parts, and his unusual – and simple - way of staining wood.

Enjoy two of the best 3-rail layouts in the world on this DVD.

Total running time: 1 hour, 51 minutes



Shipping and Handling Charges

United States Foreign

\$1 - \$50	\$9.00 S/H	\$18.00 S/H
\$50 - \$100	\$11.00 S/H	\$22.00 S/H
\$100 - \$200	\$13.00 S/H	\$26.00 S/H
Over \$200	FREE	FREE



OGR Publishing, Inc.
33 Sheridan Road
Poland, OH 44514



"All major credit cards accepted"



CALL 800-980-6477

Check us out on the Web at
www.ogaugerr.com

THE WESTERN DEPOT

1650 Sierra Avenue #203, Yuba City CA 95993-8986
phone 530-673-6776 fax 530-673-5590
email: info@westerndepot.com web-site: www.westerndepot.com
open Tuesday through Saturday 10:00am to 5:30pm

MTH TINPLATE

MONORAIL SETS NOW 750

- 10-3047-0 Red/cream Traditional
- 10-3047-1 Red/cream w/ PS 3.0
- 10-3048-0 NYC green/cream Traditional
- 10-3048-1 NYC green/cream w/ PS 3.0
- 11-6060-1 Lionel Lines orange/blue w/ PS 3.0

Western Depot Exclusive!

- 10-3049-0 Two tone blue Traditional
- 10-3049-1 Two tone blue w/ PS 3.0

TRACK

- 10-4066 Monorail 4-pack Straight Track NOW 40
- 10-4067 Monorail 4-pack Curved Track NOW 40
- 10-4068 Monorail 4-pack Risers NOW 60
- 10-4077 Monorail Figure 8 Expansion Set NOW 80

Monorail sets include 1 powered car with interior lighting, two non-powered cars with interior lighting, die-cast hangar bases, 16 metal hangers, 8 curved rail sections, and 8 straight rail sections with the assembled oval measuring 42.5" by 118".



ELECTRIC ENGINES

- 10-1067 Gray/nickel #9E Traditional or Contemporary, Reg 550 SALE 525
- 10-1270 Dark gray 318E Traditional or Contemporary, Reg 500 SALE 460
- 10-1271-0 Mojave 318E Traditional Reg 500 SALE 475
- 10-1285 Light green/black lves #3236 Traditional or Contemporary, Reg 500 SALE 475
- 10-1302 Dark green 408E Traditional or Contemporary, Reg 900 SALE 800
- 10-1303-0 Apple green 408E Traditional Reg 900 SALE 800
- 11-2015-0 State green Super 381 Traditional Reg 1300 SALE 1250
- 11-2022-1 Gray with nickel trim #9 w/PS 2.0 Reg 600 SALE 450
- 11-2023-1 Dark green #9 w/PS 2.0 Reg 600 SALE 450



Check our website for complete inventory
If it is there, we have it in stock.
www.westerndepot.com
Sales good through 1/31/2016



PRECISION TURNTABLES

Operating Modular Conveyor System

- Modular Design
- Easy to install
- 12 VDC Operation
- Adaptable
- Prototype Bracing
- Self Aligning Belt
- Smooth Operation

Conveyor Package 27"
complete with nose, std. mtr.
and belt
P/N OCON27 \$250.00

Division of National Magnetic Sensors Inc.

141 Summer St. Plantsville, CT 06479

PHONE: 860-621-6816 FAX 860-621-8402

WEB: aaaturntables.com EMAIL: bob@aaaturntables.com



Patrick's Trains

www.patstrains.com

Huge Selection • Easy to Search Web Store

Featuring Products From: Atlas O, Lionel, MTH, 100 Year Bridge Co.,
Woodland Scenics, RMT, and much much more.

Authorized Lionel and
MTH Service Centers

142 29th St. Wheeling, WV 26003
Phone: 304-232-0714

PatsTrains.com

LED Lighting & Upgrades - WWW.ROYZTRAINS.COM



LED LIGHTING FOR ALL YOUR MODEL RR NEEDS

Passenger Lighting
Constant Brightness,
User Control, Custom
Work, Many Kits,
Supports All Makes!

- Engine Upgrades (DCS/TMCC/Smoke)
- 3RD Rail Repair Station/ERR Parts
- Building/Control Panel LED Kits
- Power & ACC Relay Controls
- LED Power Supplies (Various) ++
- Switch Buffer & Accessory Controls



Our Gantry Crane Track is the **PERFECT MATCH** for Lionel's Command Control Gantry Crane

#101-Gantry: Crane Track with Phantom/Tinplate
Rails (shown - crane, car not included)

Also available as:

#102-Gantry: Crane Track with Phantom/Stainless Rail

#201-Gantry: Crane Track with Tinplate rails.

#202-Gantry: Crane Track with Stainless rail.


All Gantry Crane tracks are 37" long with wood ties

GarGraves®

Visit our website for a complete
list of GarGraves track, turnouts
and accessory items.

www.GarGraves.com

Trackage Corporation,
8967 Ridge Rd, North Rose, NY 14516
email: GarGraves@GarGraves.com phone: 315-483-6577



BRICK - WATER - GRASS - ROADS - METAL - ROCK - WOOD
OVER 90 VARIETIES - ONLY .99 EACH

SCENERY SHEETS

THE EASY + INEXPENSIVE WAY TO CREATE
LANDSCAPING + STRUCTURES ON YOUR
O SCALE TRAIN LAYOUT.

WWW.SCENERYSHEETS.COM

HiLine™ 32 bit Polyphonic Sound

Many sounds for you to select to customize your engine.



\$149.^{95*}

COMPATIBLE WITH ALL SCALES AND GAUGES!



www.dallee.com

*add \$11 shipping.

PA residents,

+6% sales tax.

DALLEE
ELECTRONICS, Inc.

246 W. Main St.,

Dept. OGR

Leola, PA 17540

(717) 661-7041

Scale Model Railroad Structures

#702- Background Tall City Building

Just what your city needs - big impact in a small
space - 1" deep by 11" wide—over 32" tall.



\$115

Visit our website to order
models in HO, O & G
gauge today.



100 Castleberry Court #178
Milford, OH 45150
513-239-1908

korbermodels.com

Dixie Union Station

Visit our website for special features

www.dixieunionstation.com

MTH • LIONEL • ATLAS • K-LINE
SUNSET BRASS • ROSS TRACK

HOURS: M-F 1-8pm • Sat. 10:00am - 7pm
(Closed Wed. & Sun.)

Rocky Lane • Phone: (513) 459-0460
110 W. Main St. • Mason, OH 45040

Your Southern Connection for
Quality O Gauge Products

ROUNDHOUSE SOUTH



MTH 20-20269-1 Jersey Central SD70ACe with Proto 3.0.....	\$429.95
MTH 20-20276-1 Norfolk Western ES44AC with Proto 3.0.....	\$429.95
MTH 20-20277-1 Central of Georgia ES44AC w/Proto 3.0.....	\$429.95
MTH 20-20342-1 Florida East Coast E-6 ABA with P3.0.....	\$659.95
MTH 20-20342-3 Florida East Coast E-6 B Unit.....	\$169.95
MTH 20-20344-1 Union Pacific E-6 ABA with P3.0.....	\$659.95
MTH 20-20354-1 Great Northern E-6 ABA with Proto 3.0.....	\$659.95
MTH 20-20366-1 Delaware & Hudson GE U30C w/P3.0.....	\$429.95
MTH 20-20377-1 CSX Dash-8 with Proto 3.0.....	\$429.95
MTH 20-20384-1 CSX AC4400CW with Proto 3.0.....	\$429.95
MTH 20-20410-1 CSX SD40-2 with Proto 3.0.....	\$439.95
MTH 20-20411-1 Kansas City Southern SD-40-2 Proto 3.0.....	\$439.95
MTH 20-20419-1 CSX Dash-8 with Proto 3.0.....	\$449.95
MTH 20-20428-1 Chicago Northwestern SD70ACe P3.0.....	\$449.95
MTH 20-20430-1 EMD SD70ACe Demo with Proto 3.0.....	\$449.95
MTH 20-20442-1 Southern Pacific SD45 Tunnel P3.0.....	\$449.95
MTH 20-20455-1 Boston & Maine GP-28-2 w/P3.0.....	\$439.95
MTH 20-20479-1 Norfolk Southern GP-38 MOW Set P3.....	\$699.95
MTH 20-2925-1 Union Pacific M10000 with P2.....	SALE.....\$649.95
MTH 20-3466-1 Southern 4-6-2 Ps-4 Pacific with Proto 3.0.....	\$799.95
MTH 20-40010 Long Island 5 Car Madison Passenger Set.....	\$409.95
MTH 20-5639-1 Pennsylvania GG-1 Green with Proto 3.0.....	\$699.95
MTH 20-65204 Metrolink 4 Car Bombardier Passenger Set.....	\$389.95
MTH 20-65207 Amtrak 5 Car Passenger Set.....	\$409.95
MTH 20-65217 Southern Pacific Lines 5 Car Passenger Set.....	\$409.95
MTH 20-65223 Milwaukee 5 Car Passenger Set.....	\$409.95
MTH 20-65229 Great Northern 5 Car Passenger Set.....	\$409.95
MTH 20-65233 Amtrak 4 Car Superliner Passenger Set.....	\$409.95
MTH 20-65235 Alaska 2 Car Sleeper/Diner Passenger Set.....	\$174.95
MTH 20-67197 New Haven 70' Full Length Dome.....	\$89.95
MTH 20-68163 Conrail RPO Passenger Car.....	\$89.95
MTH 20-68216 Southern Pacific RPO Passenger Car.....	\$89.95
MTH 20-68217 Southern Pacific Lines RPO Passenger Car.....	\$89.95
MTH 20-68221 Baltimore & Ohio RPO Passenger Car.....	\$89.95
MTH 20-68222 Kansas City Southern RPO Passenger Car.....	\$89.95
MTH 20-68243 Pennsylvania RPO Passenger Car.....	\$89.95
MTH 20-68244 Southern Pacific (Silver) RPO Pass. Car.....	\$89.95
MTH 20-93038 MTH Seminar Box Car (Uncatalogued).....	\$49.95
MTH 20-98977 Alaska Schnabel Car.....	\$129.95
MTH 20-91550 Chessie Extended Vision Caboose.....	\$63.95
MTH 20-91552 Alaska Extended Vision Caboose.....	\$63.95
MTH 30-20103-1 Seaboard E-3 AA with Proto 3.0.....	\$319.95
MTH 30-1624-1 Union Pacific Challenger Proto 3.0.....	\$639.95
MTH 30-1647-1 Erie Triplex Freight Set with Proto 3.0.....	\$729.95
MTH 30-20132-1 Penn Central SD70ACe with P3.0.....	\$309.95
MTH 30-20164-1 Amtrak Dash-8 with Proto 3.0.....	\$299.95
MTH 30-20180-1/3 Florida East Coast E-6 ABA With 3.0.....	\$439.95
MTH 30-20197-1 Norfolk Southern SD-9 with Proto 3.0.....	\$299.95
MTH 30-20205-1 Nickel Plate Road ES44AC with P3.0.....	\$309.95
MTH 30-20235-1 CSX SD60 with Proto 3.0.....	\$309.95
MTH 30-20239-1 Wabash FM with Proto 3.0.....	\$309.95
MTH 30-20240-1 Jersey Central FM with Proto 3.0.....	\$309.95
MTH 30-20247-1 Long Island RS-1 with Proto 3.0.....	\$309.95
MTH 30-20267-1 Canadian National GP-9 with Proto 3.0.....	\$309.95
MTH 30-20269-1 Santa Fe GP-9 with Proto 3.0.....	\$309.95
MTH 30-2760-3 Blue Q Type 3 Car Non Powered Set.....	\$149.95
MTH 30-67596 Pennsylvania 4 Car Passenger Set (Silver).....	\$219.95
MTH 30-67599 Pennsylvania Dome Car (Silver).....	\$54.95
MTH 30-67740 Florida East Coast 2 Car Passenger Set.....	\$129.95
MTH 30-67741 Florida East Coast Passenger Car.....	\$64.95
MTH 30-69173 New York Central 4 Car Madison Pass. Set.....	\$229.95
MTH 30-69194 Southern 4 Car Madison Passenger Set.....	\$229.95
MTH 30-69195 Southern 2 Car Madison Pass. Add on Set.....	\$119.95
MTH 30-74341 CWI Katrina Fundraiser Box Car 2005.....	\$79.95
MTH 30-74775 Union Pacific Box Car with Blinking LED's.....	\$74.95
MTH 30-74778 BNSF Box Car with Blinking LED's.....	\$74.95
MTH 30-9182 Shell Operating Gas Station.....	\$169.00
MTH 30-9188 Mel's Operating Diner.....	\$184.95

4611 S. Ridgewood Avenue

Port Orange, FL 32127

Ph: 386-304-7002/7003

Fax: 386-304-7004

e-mail: info@roundhousesouth.com



Visit Our Website at
www.roundhousesouth.com

LCCA Hits the Road to Lionelville

Announcing 3 Exclusive Die-cast Scale Vehicles



Photograph by Hank Fineberg

As part of our 45th Anniversary Celebration these vehicles are now available exclusively to Lionel Collectors Club of America Club Members, the first annual set of three scale Lionelville™ die-cast vehicles to cruise the streets of your model train layout. These unique 1:43 scale vehicles are built for LCCA and branded with the famous Lionelville trademark licensed by Lionel®, LLC.

These circa 1950s vehicles include a classic bakery Divco step van, a taxi cab and police cruiser — all highly detailed and painted in Lionel blue and orange.



These three traffic stoppers are just the start. This Lionelville scale vehicle collection is Series One of our annual sets. So, you won't want to miss out on the first set of what promises to be a highly sought-after collection of LCCA Lionelville cars and trucks.

Order a set now by filling out, and mailing in, the form below. Or go to the LCCA web site to place your order. But hurry, they are sure to move fast!

MAIL THIS ORDER FORM OR PLACE YOUR ORDER ONLINE

Offer limited to LCCA members, but non-members may become eligible for this offer by joining the club now.

Order deadline: January 15, 2016 or when sold out. Limit: Three sets per member.

DO THE MATH

☐ First, join the club – \$35 annual dues

☒ One-time initiation Fee, \$10

☐ 3 Vehicle Set(s) @ \$89 each

☐ Illinois residents: add 7.5% sales tax to set(s) cost

☐ S&H add \$10 for 1 set, add \$15 for 2 or 3 sets

Total (in U.S. funds)

\$ _____

\$ **WAIVED**

\$ _____

\$ _____

\$ _____

\$ _____

PURCHASE METHOD

☐ My check is enclosed, made payable to "LCCA" with "3VS" on the memo line.

☐ Bill this purchase to my credit card account.

No.: _____ Expiration: _____

☐ Discover ☐ MasterCard ☐ Visa Code: _____

The 3 digits on back of your card

Signature: _____

By my signature, I authorize LCCA to charge my account for the amount shown according to the terms and conditions cited herein.

Once submitted, LCCA will consider this a firm order and not refundable.

Name: _____ ☐ Rejoining LCCA, restore my member number

Shipping Address: _____ City: _____ State: _____ Zip + 4: _____

Phone: () _____ e-mail: _____



Mail this order form (or a photocopy) to the best toy train club on the planet:

LCCA Business Office • Dept 3VS/OGR-06-15 • P.O. Box 529 • Peru, IL 61354-0529

Order online at: www.lionelcollectors.org — go to "LCCA Store." Order by phone at: 815-223-0115 or order by fax at: 815-223-0791.

Product Showcase



Iconic Memories

For 115 years Lionel trains have captured the imagination of young and old alike, resulting in treasured memories that are passed from generation to generation. Angela Trotta Thomas, commonly known as “The Train Lady” in the toy train world, has devoted the past 25 years of her life to capturing these imaginative memories on canvas. Her recently released *Painting an American Icon* is a commemorative edition featuring more than 100 images that depict children of all ages with Lionel trains. The 12”x 9” hardcover book with orange cloth binding sells for \$65.00 plus \$7.00 shipping and is available from www.angelatrottathomas.com or 570-510-0082.



Alco Power

This model of America’s first road switcher from M.T.H. Electric Trains offers Premier line detailing at a RailKing price. The Alco RS1 diesel with Proto-Sound 3.0 (#30-20248-1) sells for \$329.95. Features include many molded-in and separately applied metal and brass details. See your local MTH dealer for this handsome New York Central locomotive.



Civil War Railroading

SMR Trains announces the release of its first O scale laser-cut kit: a 28’ Civil War-era arch-roof boxcar. The prototype cars were made by the thousands and used by most railroads with many lasting to the end of the century. The kit features wooden parts with numerous detail parts and extra pieces to allow dozens of variations of this car. The SMR model has operating doors and the correct early truss straps instead of the later truss rods. Sold separately are two different types of wood-beam freight car trucks in brass and two types of link and pin couplers. The kit without trucks and couplers is \$59.95. SMR also offers ready-to-run editions of these cars. Visit www.smrtrains.com.



Hoppers Aplenty

Williams by Bachmann is offering 55-ton outside-braced hoppers in four new road names including New York Central Big Four, Nickel Plate, Burlington, and Waddell Coal. Features include 9” long, 3-1/4” high, durable ABS plastic shell, die-cast trucks, metal wheels, operating couplers, prototypical graphics, and removable coal load. These cars will navigate O27 curves. MSRP per car is \$76.95. See these cars and the full Williams by Bachmann product line at www.bachmanntrains.com.

Classy Woods LLC
Handcrafted Wood Products
920-980-8057
www.classywoods.com



All products handcrafted in the USA
Available in honey oak and cherry finish
Sizes offered: 20" • 30" • 36" • 42"
FREE shipping to the lower 48 states
Includes GarGraves trackage

Visa MasterCard American Express Discover PayPal accepted

Imagine

Affordable track planning and track ready benchwork built entirely to your specifications, with no mess, or wasted time.



ModelRailroadBenchwork.com
224-201-9868

www.choochoobobs.com



MTI Authorized Dealer
ELECTRIC TRAINS

LBR Enterprises LLC
serving the model railroading community since 2003

**Your Headquarters For
Water Slide
O & S Custom Decals**

LBR Enterprises, llc
Attn: WSD Dept.
P.O. Box 494
Goshen, KY 40026
e-mail: lbrenterprisesllc@yahoo.com
www.lbrenterprisesllc.com



Explore Lionel History

Robert Osterhoff's trainpaper.com has two new DVDs available for those interested in the history and operations of Lionel. *Lionel Postwar Dealer Paper*, Volume VII DVD includes images of Lionel dealer price



lists, parts lists, service station tools documentation, and miscellaneous paper. Also included are the 5F Test Set manual, service station instruction manuals, and the electronic control service manual. This DVD contains fascinating and useful reference information in more than 850 pages. Cost is \$20.00 plus \$2.50 shipping. The *Lionel Engineering Standards* DVD includes rare postwar manuals from Lionel's Hillside, New Jersey, factory engineering department with over 675 pages of detailed parts blueprint drawings and a rare page on the secret formula for Lionel SP smoke pellets. Price is \$40.00 plus \$2.50 shipping. Order from Bob Osterhoff at www.trainpaper.com, or call 636-458-3659.

Loaded Flatcars from Menards

Flatcars with a variety of loads are being released by Menards at a rapid pace. Among the latest additions to the roster is the O gauge flatcar with cement mixer #279-3075 that sells for \$34.99. Two similar flatcars are also available at the same price: a dump truck and an excavator. A flatcar with Coast Guard helicopter #279-3087 also sells for \$39.99, and there are three more models similar to this one offered at the same price. These items and the full line of Menards O gauge products are available at Menards stores and online at www.menards.com.





Charles Ro Supply Company

662 CROSS STREET ■ MALDEN ■ MA 02148

Customer Service Line: 781-321-0090 ■ Fax: 781-321-6459

For Orders: 1-800-225-4424 (4425) Toll Free Fax: 1-800-287-0090

www.charlesro.com

Prices Are Subject To Change Without Notice And Are Valid For Mail Order Only

CHARLES RO CELEBRATES 43 YEARS AS THE WORLD'S LARGEST LIONEL DEALER

LionChief™ Remote Sets

Pennsylvania Flyer Train Set



REMOTE CONTROL TRAIN SETS

L30183	Lionel 2-4-6 Scout Remote Set	\$174.95
L30233	Pennsylvania Flyer Remote Set (Shown)	199.95
L81259	Pennsy 0-8-0 Broadway Ltd Remote Set	279.95
L81263	CNJ Passenger LionChief Set	289.95
L81264	Western Union LionChief General Set	289.95
L81266	Amtrak LionChief Freight Set	344.95
L81279	"Albert Hall" LionChief 4-6-0 Euro Set	319.95
L81480	John Deere RS-3 LionChief Set	239.95
L82099	Zombie Apocalypse Survivors LionChief Set	329.95

O GAUGE DEALER EXCLUSIVE TRAIN SETS LIONCHIEF REMOTE CONTROLLED

L81270	Bethlehem Steel Dockside Set	\$254.95
L82249	Bethlehem Steel Boom Car	39.95
L82187	Bethlehem Steel Water Tower	27.95
L81262	Union Pacific Flyer Set	299.95
L25942	Western Freight Expansion 3-Pack	116.95
L82324	Chessie System U36B Set	299.95
L82436	PRR Keystone Deluxe GP38 Set	339.95
L81432	Pennsylvania Girder Bridge	16.95
L82427	"The Patriot" U36B Set	269.95
L82186	"The Patriot" Tank Car	43.95
L82188	MTA Metro North M-7 Commuter Set	262.95
L82196	Metro-North RR Add-on Commuter Car 2-Pack	94.95

Order Today!

**ONLY \$9.00 SHIPPING
FOR TRAIN SETS**
(*see shipping policy)

**THOMAS
& FRIENDS**

L30190

THOMAS & FRIENDS

L30162	Thomas & Friends™ Christmas Remote Set	\$149.95
L30190	Thomas & Friends™ Remote Set	149.95
L30221	Diesel Remote Set	149.95
L30222	Percy Remote Set	149.95
L30223	James Remote Set	149.95
L30012	Thomas & Friends™ Expansion Pack (4 Cars)	109.95
L30141	Sodor Tank & Wagon Expansion Pack (4 Cars)	94.95
L30191	Sodor Work Train 3 Pack	64.95
L81423	Sodor Coal and Scrap Cars 2 Pack	45.95
L37955	Sodor Station Platform	23.95
L37989	Sodor Shipping Co. Train Shed	38.95
L18771	Percy Engine w/Remote System Ltd Qty	109.95
L18774	James Engine w/Remote System Ltd Qty	109.95
L18775	Diesel Engine w/Remote System	87.95
L81331	Iron Arty Remote Locomotive	87.95
L81332	Iron Bert Remote Locomotive	87.95

SHIPPING & HANDLING POLICY

Shipping charges will be charged based upon your total order and will be shipped via FedEx or UPS ground service in the Continental United States (except Alaska and Hawaii). The following rates apply:

TOTAL ORDER SHIPPING CHARGE

Over \$1500.00	\$25.00
\$1000.00 to \$1500.00	\$15.00
\$500.00 to \$1000.00	\$10.00
\$75.00 to \$500.00	\$9.00
Under \$75.00	\$10.00

For orders that require multiple shipments, there will be a \$6.00 charge for each shipment made on your backorder. To minimize these charges shipments will be in \$75.00 increments. We reserve the right to ship orders in any number of shipments per order we desire. Any customer request to ship backorder under \$75.00 require an additional \$5.00 shipping charge. Mass. residence add 6.25% sales tax. 15% restocking charges on returns if not exchanged for items of equal value. No Returns after 10 days. No Returns of Books or Video's.

Prices are subject to change without notice. Quantities are limited. Sale items are limited to quantities on hand. Not responsible for typographical errors.

©Copyright Charles Ro Supply Co. 2016



L31960



POLAR EXPRESS SET

L30218	Polar Express O Gauge Remote Set	\$319.95
L81101	10th Anniv. Polar Express Remote Set	319.95
L30220	10th Anniv. Polar Express Streamliner Pass. Set	374.95
L35290	Polar Express Streamliner Pass. Add-On 2-Pack	109.95
L28425	Polar Express Elf Hand Car	83.95
L81450	The Polar Express Trolley	79.95
L25134	Polar Express Diner	50.95
L25135	Polar Express Baggage Car	50.95
L25186	Polar Express Chocolate Car	50.95
L35130	Polar Express Disappearing Hobo Car	54.95
L36875	Polar Express Coach w/Announcement	94.95
L82498	The Polar Express "Letters to Santa" Mail Car	50.95
L82512	The Polar Express Work Caboose w/Presents	61.95
L82510	The Polar Express Aquarium Car	61.95
L82877	Kinkadee/Polar Express Boxcar (Made in USA)	61.95
L82100	Hero Boy's Home (Plug N Play)	69.95
L82500	The Polar Express Covered Bridge (10")	54.95
L14273	Polar Express Add-On Figures (4)	22.95
L24251	Polar Express Caribou Animal Pack	19.95
L24252	Polar Express Wolves & Rabbits Animal Pack	19.95
L37837	Polar Express Straight Tunnel	69.95
L31960	The Polar Express Train Set	SALE \$199.95

LIONEL CHRISTMAS LionChief Remote Control Train Sets

L30162	Thomas & Friends™ Christmas Remote Set	\$149.95
L81284	Frosty the Snowman Remote Set	239.95
L81428	Frosty the Snowman Boxcar	39.95
L81425	Frosty the Snowman Passenger Station	49.95
L81395	Thomas Kinkadee® Remote Set	299.95
L82877	Kinkadee/Polar Express Boxcar (Made in USA)	61.95
L81290	Thomas Kinkadee® Holiday Covered Bridge	54.95
L82545	Christmas Santa's Helper Remote Set Sept	254.95
L82693	North Pole Central Santa's Helpers Crane	61.95

CHRISTMAS MOTORIZED UNITS

L28474	North Pole Central Elf Hand Car	\$54.95
L81450	Polar Express Trolley	79.95
L28425	Polar Express Elf Hand Car	83.95
L38853	Santa & Mrs. Claus Hand Car	75.95
L81122	Christmas Inspection Truck	149.95
L81441	North Pole Express Rotary Snowplow (CC)	234.95
L82701	Escaping Snowmen Handcar	75.95

CHRISTMAS OPERATING CARS

L81316	Personalized Message Christmas Boxcar	\$61.95
L81426	Frosty the Snowman Animated Gondola	49.95
L81427	Frosty the Snowman Aquarium Car	53.95
L81992	Santa Claus Bobbing Head Boxcar	50.95
L82049	Christmas Log Dump Car	46.95
L82053	North Pole Central Ice Car	53.95
L82713	2015 Christmas Music Boxcar	57.95
L82740	Winter Wonderland Christmas Aquarium Car	68.95
L82510	The Polar Express Aquarium Car	61.95

CHRISTMAS ROLLING STOCK

L39361	Coke Polar Bear Boxcar	\$60.95
L81372	Santa's Reserve Cocoa Tank Car	43.95
L81373	Candy Cane Flatcar with Bulkheads	43.95
L81428	Frosty the Snowman Boxcar	39.95
L81811	Polar Express N5b Caboose (O Scale)	68.95
L82049	Christmas Log Dump Car	46.95
L82053	North Pole Central Ice Car	53.95
L82498	Polar Express "Letters to Santa" Mail Car	50.95
L82512	Polar Express Work Caboose w/Presents	61.95
L82514	Polar Express Reindeer Stockcar (O Scale)	64.95
L82691	2015 Christmas Boxcar	53.95
L82693	North Pole Central Santa's Helpers Crane	61.95
L82699	Angela Trotta 2015 Christmas Boxcar	53.95
L82709	Pennsylvania "Silver & Gold" Ore Car 2-Pack	93.95
L82710	Pennsylvania Ice Breaker Tunnel Car	46.95
L82711	"Santa's Favorites" Transparent Gift Car	61.95
L82737	Coca-Cola Santa Boxcar	61.95
L82741	Christmas Tinsel Vat Car	50.95
L82742	Candy Mountain Christmas Quad Hopper	46.95

Continued next column

CHRISTMAS ROLLING STOCK (Continued)

L82748	Silver Bell Casting Co. Hopper	\$50.95
L82877	Kinkadee/Polar Express Boxcar (Made in USA)	61.95
L25947	North Pole Express Jack Frost Reefer	30.95
L25962	Thanksgiving Poultry Car	50.95
L25963	A Christmas Story 30th Anniversary Boxcar	46.95
L26481	Boy Scouts of America Christmas Gondola	46.95
L29633	Christmas Ornament Lighted Mint Car Ltd Qty	50.95
L29697	North Pole Express Santa's Submarine Flatcar	50.95
L29698	Tree Topper Star Transport Car	57.95
L29699	Silver and Gold Christmas Mint Car	SALE 44.95
L36170	Partridge in a Pear Tree Reefer Ltd Qty	33.95
L39364	2013 Lionel O Gauge Christmas Boxcar	43.95
L39398	Santa's Flyer Reefer	30.95
L81373	Candy Cane Flatcar w/Bulkheads	43.95
L81990	Christmas Gondola with Reindeer Feed Vats	46.95
L82001	Merry & Bright Hot Cocoa Car	50.95



AMERICAN FLYER

THE POLAR EXPRESS

AF49632	Polar Express LionChief Plus Remote Pass. Set	\$299.95
AF49972	The Polar Express Abandoned Toy Car	50.95
AF49973	The Polar Express Baggage Car	50.95
AF49078	The Polar Express Elf Handcar	71.95
AF49882	The Polar Express Girder Bridge	17.95

FLYERCHIEF 1:64 BERKSHIRE LOCOMOTIVES

AF42569	Chesapeake & Ohio Berkshire	\$309.95
AF47922	Erie #3360 Berkshire	309.95
AF47923	Southern #2716 Berkshire	309.95

AMERICAN FLYER STEAM LOCOMOTIVES

AF42563	Bethlehem Steel Dockside Switcher (C)	\$79.95
AF42564	Reading Dockside Switcher (C)	79.95
AF42566	American Flyer Lines Dockside (C)	79.95
AF42597	Canadian Pacific Baldwin Switcher (C)	244.95
AF42598	Union Pacific Baldwin Switcher (C)	244.95
AF42599	Youngstown Steel Baldwin Switcher (C)	244.95
AF48165	M&STL Baldwin Switcher (C)	244.95

AMERICAN FLYER CHRISTMAS

AF49960	Route Of The Reindeer Strml. Pass. Car 3 Pack	\$69.95
AF48882	American Flyer 2015 Christmas Boxcar	46.95
AF48875	North Pole Gondola w/Santa's Cocoa Containers	43.95
AF48664	Christmas Scale Cylindrical Hopper	57.95
AF49844	Christmas Animated Billboard Ltd Qty	34.95

AMERICAN FLYER ROLLING STOCK

AF48443	Union Starch Single-Dome Tank Car	\$43.95
AF48576	Gilbert Dairy Flatcar with Milk Containers	43.95
AF48662	#22 Scenery Gravel 3-Bay Hopper	46.95
AF48845	Fort Knox Mint Car	50.95
AF48847	New York Federal Reserve Mint Car	50.95
AF48848	San Francisco Federal Reserve Mint Car	50.95
AF48854	Boston Federal Reserve Mint Car	50.95
AF48855	American Flyer Lines Waffle-Sided Boxcar	35.95
AF48856	Haven Waffle-Sided Boxcar	35.95
AF48857	C&NW Waffle-Sided Boxcar	35.95
AF48867	U.S. Army Unloading Boxcar	57.95
AF48877	U.S. Army Missile Launch Flatcar	50.95
AF48878	U.S. Army Flatcar with Two Rockets	43.95
AF48876	Reading 2-Bay Hopper	43.95
AF48879	New Haven Gondola with Pipes	46.95
AF48880	American Flyer Commemorative Caboose	46.95
AF49063	Zombie Walking Brakeman	57.95
AF49082	C&O Coal Dump Car	57.95
AF49083	Santa Fe Dep. Center Searchlight Car	57.95
AF49084	Pennsylvania Gas Unloading Car	57.95

AMERICAN FLYER RAILSOUNDS BOXCARS

AF48870	GN Steam RailSounds Boxcar	\$124.95
AF48871	Elie Steam RailSounds Boxcar	124.95
AF49064	New Haven Diesel RailSounds Boxcar	124.95
AF49065	Union Pacific Diesel RailSounds Boxcar	124.95

AMERICAN FLYER PASSENGER CARS

AF49944	Erie Streamliner Baggage Car SUPER SALE	\$27.95
AF49948	Erie Streamliner Full Vista DomeSUPER SALE	34.95
	Both Erie Streamliner Passenger Cars for	54.95
AF49959	Pennsy Strmln. Full Vista Dome SUPER SALE	39.95
AF49960	Route Of The Reindeer Strml. Pass. Car 3 Pack	69.95

VIEW COMPLETE PRODUCT LINE

www.charlesro.com

**TOLL FREE FOR ORDERS 1-800-225-4424 • 1-800-225-4425 • FAX TOLL FREE 1-800-287-0090
SEND SELF ADDRESSED STAMPED 9" X 12" ENVELOPE (with \$1.87 postage) FOR OUR "O" GAUGE PRICE LIST**

425-828-4098
Fax 425-803-0456
Toll Free 877-857-7246

Eastside Trains Inc.
217 Central Way
Kirkland, WA 98033

eastsidetrains@msn.com
Online at www.eastsidetrains.com

LIONEL			MTH TRAINS			
11139	Milw 2-8-2 Mikado w/TMCC	749.00 31778	#1484WS Hudson Pass Set	389.00 14491	Pennsy 0-6-0 B-8 Switcher w/PS 2	399.95
11152	D&RG Lionmaster Challenger	829.95 31783	BNSF Ice Cold Express Set	895.00 15501	Pennsy 4-6-2 K-4 Frt Set	549.95
11181	C.N. GP-9 Piggy Back Set w/Legacy	699.95 31787	C.N. Coal Train Set w/Legacy	799.95 16471	Erie Triplex Set w/5 Cars	779.95
11201	W.M. 4-6-6-4 Challenger w/Legacy	849.00 34737	N.P. GP-9 #202 w/Legacy	449.95 15631	N.P. 4-8-4 Northern w/PS	399.95
11218	NYC Scale Hudson #5331 Gray Vision	1,599.95 34738	N.P. GP-9 #317 w/Legacy	449.95 15741	B&O 4-4-0 General w/PS 3.0	369.95
11235	Westside Lumb 2-Truck Shay	859.95 38305	#2338 Milw GP-7 Diesel	179.00 25581	U.P. Dash-9 Diesel w/PS 2.0	369.00
11259	U.P. 2-8-2 Mikado w/Legacy	849.00 38308	#2146WS Berk Madison Set	459.95 26431	U.P. Dash 8 Narrow Nose w/PS 2	399.00
11261	DM&IR 2-8-2 Mikado w/Legacy	849.00 38310	#2185W NYC F3 AA Freight Set	479.99 27661	UP SD-60M Diesel w/PS 2.0	429.00
11270	G.N. 2-6-0 Mogul w/RS	529.95 38312	#2343 SF F3 AA	399.99 28051	Alaska GP-38-2 w/PS 2.0	399.95
11288	T&P 2-8-2 w/Legacy	849.00 38324	#2507W N/H F-3 Freight w/5 Cars	439.00 29021	G.N. GP-35 Diesel w/PS 2.0	429.00
11330	Polar RR K-4 w/Legacy	799.95 38328	#1623W N.P. Frt Set w/Leg. Closeout	479.95 29131	G.N. SD45 LH Diesel w/PS 2.0	429.00
11343	U.P. #9000 4-12-2 w/Legacy	1,229.95 38329	#2261W Freight Set (646 w/5 Cars)	479.95 29351	G.N. SD-45 LH Diesel w/PS 2.0	429.00
11363	Cass Scenic #3 2-Truck Shay w/Leg	799.95 38338	#2129WS Berk Freight Set	549.95 31681	UP 4-6-6-4 Challenger w/PS 2	1,395.00
11417	Pennsy #6200 S-2 w/Legacy	1,259.95 38358	#2239 I.C. F-3 Frt. Set	549.00 34831	S.P. 4-8-4 GS-4 w/PS 3.0	1,049.95
11419	S.P. Blk GS-2 #4412 w/Legacy	1,299.95 38419	U.P. U30C #2918 w/Legacy	499.00 34851	S.P. 4-8-4 GS-4 w/PS 3.0	1,049.95
11421	S.P. GS-6 #4460 w/Legacy	1,299.95 38420	U.P. U30C #2897 w/Legacy	499.00 34931	U.P. 3-Truck Shay w/PS 2.0	1,049.95
11425	Alaska 0-4-0 Switcher	439.95 38421	N.P. U33C #3305 w/Legacy	499.00 34991	G.N. 4-8-4 w/PS 3.0 #2579	1,049.00
11427	S.P. 0-4-0 Switcher	439.95 38422	N.P. U33C #3307 w/Legacy	499.00 35001	G.N. 4-8-4 Pass Set w/4 Mad Cars	1,149.95
11428	Milw 0-4-0 (Conv) Multi Roads Avail	439.95 38426	C of G #126 GP-7 w/Legacy	429.95 35011	G.N. 4-8-4 w/PS 3.0 #2584	1,049.00
11430	G.N. 0-4-0 (Conventional)	439.95 38427	C of G #128 GP-7 w/Legacy	429.95 200341	N.P. GP-9 Diesel w/PS 2.0	399.95
28297	S.P. GP-9 Diesel w/Legacy	379.95 38437	L.I. H16-44 w/Legacy	479.95 200343	N.P. GP-9 Dummy Unit	189.95
28312	B.N. SD60 #8301 w/Legacy	479.95 38441	U.P. H16-44 w/Legacy	479.95 202851	BNSF ES44AC w/PS 3.0	459.95
28374	S.P. #1865 Heritage SD70ACe	479.95 38458	Pennsy RS-11 w/Legacy	459.95 202911	S.F. GP-35 w/PS 3.0	439.95
28376	Mopac #1851 Heritage SD70ACe	489.95 38464	Alaska #3602 RS-11 w/Legacy	459.95 202941	B.N. SD-45 w/PS 3.0	459.95
29364	NYC Mohawk Frt Set	1,299.95 38467	Alaska #3607 RS-11 Dummy	239.95 203881	N.P. 1-7 ABA Diesel Set w/PS 3	749.95
29365	N&W "J" #611 w/4 Passenger Cars	1,899.95 38496	S.P. DD35A #9903 w/Legacy	599.95 204121	Milw SD40-2 Diesel w/PS 3	449.95
29366	S.P. Tank Train Oil Can Set	699.95 38497	S.P. DD35A #9914 Dummy	439.95 204131	B.N. GP-30 Diesel w/PS 3	449.95
30145	Canadian Maple Leaf Frt Set	499.95 82269	N.P. 4-6-0 Ten Wheeler w/Legacy	799.99 204141	U.P. GP-30 Diesel w/PS 3	449.95
31746	G.N. Mountain Mover Set w/TNT	299.95 X	Lionel Gensets (Mult. Roads)	779.00 204211	BNSF Dash 8 Diesel Frt Set w/PS 3	729.95



WWW.HIKELTRAINS.COM
(206) 920-9647

The only provider of layout automation software for both MTH DCS® and Lionel TMCC®/Legacy®



DCS
DIGITAL COMMAND SYSTEM

CUSTOM LAYOUT BUILDERS
YOUR MODEL RAILROADING DREAMS CAN COME TRUE!



Simply the Best Way to Run a Railroad™



DCS Wi-Fi Interface Unit (WIU)
50-1034 \$179.95



National DCS Wi-Fi Day

January 23, 2016

Visit your participating M.T.H. Authorized Retailer on January 23 and learn how you can control your model railroad from your smart phone or tablet! Participating retailers will be conducting product demonstrations and answering questions about how to bring your layout into the 21st Century with the all-new DCS Wi-Fi app.

- Have Your TIU Updated With The Latest DCS Code*
- See Live Demonstrations Of The DCS App In Action
- Take Advantage Of Special In-Store Discounts*

* TIU software update availability, discounts and sales may vary from location to location

Scan the QR code or visit www.mthtrains.com/dcswifiaday to see a list of participating M.T.H. Authorized Retailers



MTH ELECTRIC TRAINS™

www.mthtrains.com

©2016 M.T.H. Electric Trains

Dunham Studios

The Gold Standard for Custom Model Railroads



Do yourself a favor!

DELIVERED 7/27/2015

You know you've always wanted a legendary

Clarke Dunham designed layout:

Our 2017 Dance Card is filling up....so BOOK NOW!

www.dunhamstudios.com



Serious Buyer

Travels anywhere to buy train collections!

Long time advertiser buying electric trains!
Specializing in larger train collections and estates.

Will travel **anywhere** for larger train collections.
In business for over **25 years**.
Offers professionalism, confidentiality, and fairness.

Easy to deal with, and very honest!
Please contact Charles Siegel personally by phone, fax, letter, or e-mail.

Charles P. Siegel

321.799.4005

387 Imperial Blvd., Suite 2, Cape Canaveral, FL 32920

Fax 321.799.4044

Email: trainman@traincity.com

Web site: www.traincity.com

Charles Siegel is president and buyer for Train City, Inc.

How would you like to show your trains and layout to your fellow O gauge railroaders?

You can take your photos using a digital camera capable of at least 3.3 megapixels set to the best JPEG image. Please send only original, unedited JPEG files. Color prints of 4"x 6" or larger are also fine. Be sure to include brief notes about the trains in the photos and any other information you'd like to share, such as the size of your layout, unique scenery, make of track, power supply or control system, and so forth.

We are looking for quality photography with good lighting and clear images; however, on-camera flash photos are generally not acceptable. Send your photo, CD, or prints to Readers' Rails, 33 Sheridan Road, Poland, Ohio 44514-1680. Or you can e-mail your image and text files to editor@ogaugerr.com.



Working the Late Shift

It is one o'clock in the morning, and the night shift crew is welding a broken pantograph for a Bipolar E-3 before its 6:00 a.m. departure at the head of the Morning Hiawatha. Switcher #1483 patiently waits to pull the big electric motor from the non-electrified siding. The E-3 will make the run on time thanks to the hard work of this dedicated crew. This scene was on Don McCuaig's former Milwaukee Road 3-rail layout in California, featured in Run 248 (February 2011). Don is hard at work on a new layout at his home on Maui.

Generation Gap

Late-era Great Northern steam is seen passing under first-generation Burlington diesel power on Robert Lang's multilevel 3-rail layout. We look forward to presenting more examples of Robert's modeling prowess in future issues.



Sky High

The windows on a new high-rise structure on Alan Arnold's layout mirror the surrounding buildings in his extensive cityscape. In addition to being OGR's Ad Manager, Alan is also a creative 3-railer with a special interest in modeling city scenes.



Have a Fun Train Season!

MTH, Atlas O & Lionel

Call us for pricing on all your purchases!

Located on the Monon Trail
146 W. Carmel Drive
Carmel, Indiana 46033

Call 317.569.1999

mrmuffinstrains.org

Grand Central Ltd.
www.grandcentralltd.com



402-467-3738 Information
1-800-999-7018 Orders

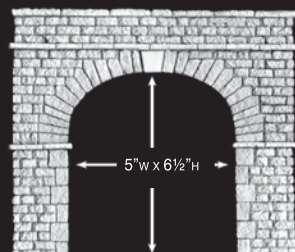
e-mail: rbecker@inebraska.com

Hours: M-F 9:00 to 5:30 CST Saturday 10:00 to 2:00

6901 Seward Avenue
P.O. Box 29301
Lincoln Nebraska 68529

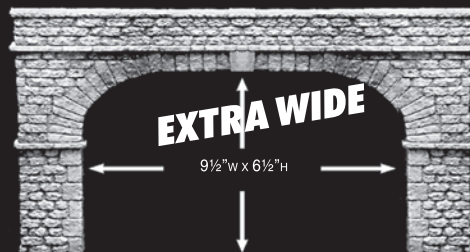
'PENNSY' O-Scale System

A FULLY INTEGRATED SYSTEM...Featuring the classic dressed block pattern of the Pennsylvania Railroad. Virtually Effortless! Every piece blends with each other to form infinite possibilities.



Single Track PENNSY Cut Block Portal

Outside dimensions: 9 1/4" w x 8 3/4" h x 1/2" THICK
#FL6161 Single 'PENNSY' Portal \$14.50 ea.
Two or MORE Single Portals . \$14.00 ea.



Double Track Cut Block Portal

For Hi-Railers A 9 1/2" wide portal entrance to accept the standard crossover width of most popular hi-rail track systems (FastTracks™, Gargraves™ and Ross™ Custom Switches)
Outside dimensions: 14" w x 8 3/4" h x 1/2" THICK
#FL6263 EXTRA Wide Double Portal \$15.50 ea.



Cut PENNSY Stone Rigid Block Wall

Featuring Interlocking Dovetail Edges.
Outside dimensions: 15" w x 7" h x 1/2" THICK.
#FL6150 'PENNSY' Stone Cut Block Wall \$15.50 ea.
Two or MORE Cut Stone Walls \$15.00 ea.

Seam Sealers

'PENNSY' Stone Seam Sealers. 3 per pack.
FL6158 \$8.49 set

Seam Sealers are designed to match perfectly with the 'PENNSY' STONE WALL SYSTEM. Seam Sealers™ blend & cover butt seams as well as giving the appearance of Structural Integrity.




Cut 'PENNSY' FlexiWall® Stone Block Wall

Flexible foam wall to curve upto 8 inch diameter Featuring Interlocking Dovetail Edges. Dimensions: 15" w x 7" h x 1/2" THICK. (Compatible with #FL6150 Rigid Wall)
FL8150 'PENNSY' Stone Cut FlexiWall® Block Wall .. \$16.50

O-Scale Concrete Portals

Super Dimensional Casting. Ready to use!



Available for Single and DOUBLE!
High density foam allows easy cutting and alterations. Simple to detail.


Single Concrete O-Scale Portal

Outside dimensions: 8 1/2" w x 8 3/4" h x 1/2" THICK
FL6167 O-Scale Concrete Portal ... \$14.50 ea.



Double Track Concrete O-Scale Portal

A 9 1/2" wide portal to accept the standard crossover width of most popular hi-rail track systems (Gargraves™, FastTracks™ and Ross™ Switches) Outside dimensions: 14" w x 9 1/2" h x 1/2" THICK
FL6268 EXTRA Concrete Double Portal \$15.50 ea.



Scenic EXPRESS
Model Landscaping Supplies, Inc.

Add \$10.49 shipping - Pennsylvania residents add 6% Sales tax.

Visit our web site for additional O-Scale components; Bridge Abutments, Piers, Stepped-Walls, too numerous to show!

175 Sheffield Dr #100, Delmont PA 15626 • (724)468-3106 • www.scenicexpress.com

INFO/ORDERS:

(570) 451-1700 or 451-1726

MAIL/SHIP TO: 200 Glenmaura National Blvd. • Moosic, PA 18507

Fax (570) 451-1727

Website: www.grzybostains.com

Prices Subject to Change & Valid for Mail Order only

GRZYBOSKI'S TRAINS

State Rt 502 & Glenmaura National Blvd.

Take Rt. 11 South to Rt. 502

3 minutes off I-81 - Exit 180

"The Largest Selection of O' Gauge Trains"

We accept MasterCard, Visa, & Discover • Shipping charges are actual costs charged by the carriers (UPS or USPS). Charge is based on order total, weight, destination, and multiple box shipment (if required). Call for cost. Minimum order \$25 • PA Residents add 6% Sales Tax including freight charge Shipping charges are Non-Refundable • 10-Day Return Policy-Exchange Only- No Refunds • 15% Restocking Fee Applies • Items are new unless noted • Not responsible for typographical errors • Store hours 11-5pm (M-F) 11-4 (Sat)

LIONEL "SUPER" SALE

34683	VISION LINE PRR Centipede 'AA'	1495.00
34704	Pennsylvania Sharknose Powered B	149.95
34705	Pennsylvania Sharknose Non-Pwd B	89.95
34562	D&H Sharknose Non-Powered B-unit	89.95
34566	B&O Sharknose LEGACY Powered B	149.95
34567	B&O Sharknose Non-Powered B-unit	89.95
34572	NYC Sharknose Non-Powered B-unit	89.95
34573	76 S.P. Sharks LEGACY AA w/Pwd B	499.95
34574	77 S.P. Sharks LEGACY AA w/Pwd B	499.95
34575	S.P. Sharks LEGACY Powered B-unit	149.95
34577	S.P. Sharknose Non-Powered B-unit	89.95
34573	J.S.P. Sharknose LEGACY ABBA's	584.95
34760	Jersey Central LEGACY F-3 Power B	149.95
34761	Jersey Central Scale F-3 Non-Pwd B	149.95
34762	C&NW LEGACY F-7 Powered B-unit	149.95
34763	C&NW F-7 Scale Non-Powered B	89.95
34719	Texas Special MKT FT B-unit Non-Pwd.	49.95
34860	Pioneer Zephyr LEGACY Pass. Set	499.95
34861	or 34862 B&O GP-35's	274.95
34865	Chesapeake & Ohio GP-5's	274.95
34867	or 89 Missouri Pacific GP-35's	274.95
LIONEL POLAR EXPRESS LINE		
30164	Polar Express D-80 Freight Set	264.95
30220	10th Ann PE FT Streamliner Pass. Set	334.95
30290	10th Ann PE Streamliner 2-car add-on	107.95
82100	Hero Boy's Home	60.95
82498	Polar Express Letters to Santa Mail Car	49.95
82500	The Polar Express Covered Bridge	49.95
82510	Polar Express Aquarium Car	60.95
82512	Polar Express Work Caboose w/Presents	60.95
82577	Kinkadee Polar Express Boxcar	60.95

LIONEL 2015 XMAS LINE

81572	Santa's Reserve Cocoa Tank Car	42.95
81373	Candy Cane Flatcar with Bulkheads	42.95
81494	Santa's Sleigh Rocket Fuel Tank Car	45.95
82002	Old St. Nick Operating Billboard	42.95
82049	Christmas Log Dump Car	45.95
82050	TMCC Santa Workshop Sawmill w/Sounds	171.95
82051	North Pole Central long Station (P-n-P)	107.95
82052	North Pole Central Ice Car	53.95
82545	Christmas Dockside Lionchief Set	242.95
82691	2015 Christmas Boxcar	53.95
82693	Santa's Helpers Crane	60.95
82699	Angela Trotta 2015 Christmas Boxcar	53.95
82709	Pennsylvania Silver & Gold Ore Car 2-Pk	82.95
82710	Pennsylvania Ice Breaker Tunnel Car	45.95
82711	Santa's Favorites Transparent Gift Car	60.95
82713	2015 Christmas Music Boxcar	57.95
82736	North Pole Central Water Tower	28.95
82737	Coca-Cola Santa Boxcar	60.95
82740	Winter Wonderland Xmas Aquarium Car	67.95
82741	Christmas Tinsel Val Car	49.95
82742	Candy Mountain Christmas Quad Hopper	45.95
82743	Santa's Reindeer Station Platform	35.95
82744	Santa Claus Auto Garage (plug-n-play)	71.95
82745	Christmas Cocoa Barrel Shed	35.95
82746	Christmas Red Floodlight Tower	53.95
82748	Silver Bell Casting Co. Hopper	49.95

LIONEL STANDARD GAUGE

13008	Commodore Vanderbilt Set TMCC-operate	1475.00
13801	#125 Passenger Station	195.00
14163	#840 Industrial Power Station	579.95
13801	#1342 Old #7 Steam w/3 Passenger Cars	895.00

MTH RAILKING ITEMS (new, unless noted)

30-1180-1	Pennsylvania Camelback w/Proto 2.0	295.00
30-1251-1	Lackawanna 0-8-0 w/Proto 2.0 (LN)	295.00
30-1257-1	Union Army 4-4-0 General w/2.0	295.00
30-1277-1	Baltimore & Ohio Camelback w/2.0	275.00
30-1323-1	Boston & Albany 4-4-4 Hudson w/2.0	225.00
30-1331-1	Chessie Mohawk 4-4-4 w/2.0 (LN)	275.00
30-1334-1	Southern Imperial 0-6-0 w/2.0 (LN)	275.00
30-1470-1	North Pacific Pacific 0-8-0 w/Proto 2.0	285.00
30-2241-1	PRR Alco PA ABA's w/Proto 2.0	295.00
30-2251-1	C&O E-8 AA w/RS-27 w/Proto 2.0	299.95
30-2272-0	C&O E-8 AA w/RS-27 w/Proto 2.0	195.00
30-2302-1	Reading C628 Diesel w/Proto 2.0	250.00
30-2322-1	B&O SD-9 Diesel w/ProtoSound 2.0	225.00
30-2428-1	Illinois Central PCC w/Proto 2.0	249.95
30-2504-1	San Francisco G-9 w/Proto 1	39.95
30-2647-3	Lackawanna MU 2-Car Non-Pwd	145.00
30-2775-1	Illinois Central F-3 ABA's w/Proto 2.0	350.00
30-2938-1	Amtrak MP-15DC Diesel w/Proto 2.0	249.95
30-2944-1	Wabash F-3 ABA's w/ProtoSnd 2.0 (LN)	325.00
30-5124-1	New Haven E33 Rectifier w/3.0 SALE!!	249.95
30-2017-1	Long Island M/J's 4-Car Set w/P 3.0	415.00
30-67580	Union Pacific 60' Pass 4-Cars SALE!!	149.95
30-69130/31	New Haven 60' Pass 6-Car Set	199.95
MTH TINTPLATE TRADITIONS		
10-1024	Green 600 Series 4-Car Pass. Set	235.00
10-1070/116	Passenger Station Red/Cream	235.00
10-1139-1	Black #4604 Loco Contemporary	450.00
K-LINE CONRAIL PASSENGER SETS		
K-1012	Conrail SW1500 w/4 Freight Cars	199.95
K-1113	Conrail Alco AA w/4 Passenger Cars	299.95
K-1202	Conrail W-4 w/4 Work Car Freights	274.95

MTH "PREMIER ITEMS" (new, unless noted)

20-2087-3	North Pacific F-3 Powered B	225.00
20-2238-1	New Haven FA-2 ABA's w/P-2.0	395.00
20-2240-1	Great Northern FA-2 ABA's w/P-2.0	450.00
20-2292-1	D&H Sharknose AB w/2.0 (operated)	395.00
20-2294-1	NYP Baldwin Sharknose AB w/2.0	425.00
20-2302-1	PRR HP Transfer Diesel w/Proto 2.0	395.00
20-2305-1	Great Northern E-8 ABA's w/P-2.0	595.00
20-2306-1	S.P. F-3 ABA's w/Proto 2.0 (used)	425.00
20-2430-1	Southern Pacific Dash-9 w/Proto 2.0	325.00
20-2444-1	North Pacific FT ABA's w/2.0	475.00
20-2666-1	Illinois Central SD40-2 w/P-2.0	325.00
20-2747-1	Western Pacific FT ABA's w/P-2.0	485.00
20-2747-3	Western Pacific FT B-unit	395.00
20-3043-1	Penna. T-1 4-4-4 w/Proto 1 (new)	745.00
20-3057-1	C.N. 4-8-2 U1F Mountain w/2.0	895.00
20-3073-1	Santa Fe Light Mikado w/2.0 (used)	495.00
20-3094-1	Santa Fe 2-8-2 Y3 w/2.0 (used)	895.00
20-3105-1	NYC Empire State Hudson 2.0 (used)	895.00
20-3116-1	VA Alaphony (TR Display OB-worn)	895.00
20-3118-1	Erie 0-8-0 St. J 2-10.0 (CB/worn)	955.00
20-3171-1	Pennsylvania J1 w/2.0 w/2.0	950.00
20-3369-1	BR Duxton 4-6-2 Pacific P-2.0 (LN)	795.00
20-4033/4133	Pullman 70' Madison 6-Pass Cars	795.00
20-5580-1	PRR Scale 5-Stripe Green GG-1 (LN)	450.00
20-6517	Southern 70' S-Car ABS Pass. Set	295.00
20-20167-1	U.P. Vermont Turbine Fit Set w/3.0	899.95
20-6522/6523	66228 Tiesal Road 70' SL-7 Car Set SALE!!	399.95
20-6522/6528	Tiesal Road 70' 70' Cars	399.95
20-69154	C.R. 70' Baggage/Sleeper Set	199.95
20-80002	Pennsylvania Congressional G-1 2-Set	399.95
20-6707	PRR Gold 15' Aluminum 4-Car Passenger	395.00

FOR PLACING ORDERS CALL 1-800-LIONEL

A LIONEL TOP 5 DEALER

"We may not be #1, but we aim to be the best!"

LIONEL DIESEL w/LEGACY

28562	Norfolk & Western GP-7	399.95
34664	Great Northern GP-7	399.95
34682	Union Pacific GP-7	399.95
34668	Canadian National GP-9 (from set) SALE!!	299.95
34676	Penna. Centipede "A"	569.95
34677	Seaboard Centipede "A"	569.95
34758	Seaboard C-420	319.95
34768	Frisco SD-48-2	319.95
34868	Seaboard RS-11	299.95
34865	Great Northern GP-35 #2519	299.95
34875	Baltimore & Ohio GP-9's	299.95
34870	Canadian National Dash-9-44CW	439.95
34866	Lackawanna NS Heritage SD-70AC's	439.95
34862	Kansas City Southern E-9 AA	199.95
34825	Erie NS-Heritage SD70AC's	319.95
34842	Wabash NS-Heritage SD70AC's	319.95
34846	Penn Central (NS) SD70AC's	319.95
81137	BNSF SD-70MAC	399.95
81144	CSX SD-70MAC	399.95
81147	Kansas City Southern SD-70MAC	399.95
81151	Alaska SD-70MAC	399.95
61209	Jersey Central H-24-66 Trainmaster	389.95

LIONEL DIESEL w/LEGACY

11957	Builder Beer GP-9 Set	195.00
11957	Model D1 Steam Freight Set	199.95
11956	Quaker Oats Steam Freight Set (sealed)	250.00
21794	Pioneer Seed GP-7 Freight Set	495.00
31908	OVC Reading Steam Hoot Frit. Set	295.00
31949	Whirlpool Steam 4-4-2 Freight Set	199.00
32248	Monopoli Steam 4-4-2 Freight Set	199.00
LIONEL SETS - INDIVIDUALLY BOXED		
1776	Spirit of 76 15-pcs Set	695.00
8002	Union Pacific FARR #2 Berkshire Frit.	395.00
8210	J.L.C. Hudson w/6 cars and cabooses	395.00
8209	Southern Mikado w/6 firs. FARR #4	445.00
18505	Nickel Plate Road FRR #9's w/6 Cars	395.00
38150	Platinum Choo Choo Clear Shell F-3 Set	395.00
38153	38109 Spirit of the Century F-3-Car Set	395.00

LIONEL SETS w/TUBULAR TRACK

11717	CSX SD-16 Freight Set (sealed)	295.00
11723	Amtrak RS-3 Work Train Set (sealed)	205.00
11740	Conrail Diesel Freight Set	250.00
11743	CS&D SD-24 Diesel Freight Set	250.00
11745	U.S. Navy NW-2 Freight Set	265.00

LIONEL BOXED SETS

1070	Chessie Royal Ltd. Diesel Frit.	295.00
1071	Mid Atlantic Seaboard SD-9 Frit. Set	250.00
1158	C.P. Maple Leaf Set (sealed)	295.00
1260	N&W Continental Limited Diesel Frit.	295.00
1452	Erie-Lackawanna SD-40 Frit. Set (sealed)	365.00
1551	Burlington Northern SD-40 Boxcar Set	305.00
1597	Milwaukee Road F-3-Car Set	295.00
1658	M&StL GP-9 Freight Service Station Set	195.00
1970	Southern Pacific Frit. Set	295.00
1971	Reading Quaker City Frit. Set (sealed)	295.00
11705	Chessie SD-40 Hopper Set 'O' Set	350.00
11712	Great Lakes Steam/Passenger Set	295.00
11716	Lionel 80th Anniversary Set	250.00
11718	Norfolk & Western Train Set (sealed)	195.00
11719	Delaware & Hudson RS-3 Freight Set	345.00
11733	Western Pacific Feather River Frit.	295.00
11749	Western Maryland GP-20 Hopper Set	245.00
11912	Lionel Steel Ore Car Set	250.00
11918	Conrail Merger GP20 Frit. Set (sealed)	250.00
11994	Corvette GP7 Freight Set (sealed)	495.00
11759	Fire & Rescue Train Set (sealed)	395.00
21900	Civil War Union General Set	395.00
21951	World War II Troop Set (sealed)	495.00

LIONEL 1970's STYLE SETS

1463	Coca-Cola NW-2 Set (sealed)	250.00
1467	PRR Broadway Ltd. Passenger (sealed)	295.00
1587	Liberty Bell Diesel Set	175.00
1588	75th Anniversary Set	195.00
1591	Rock Island D-40 Steam Frit. Set (sealed)	175.00
1654	Illinois Central U38B Drawbridge Frit. Set	395.00
1976	TCA Bicentennial U38B Passenger Set	195.00

LIONEL DIESELS w/TMCC

11826	29 Santa Fe F-3 ABA's	395.00
18131	North Pacific F-3 AB' (Freight)	395.00
18140	Milwaukee Road F-3 AB	395.00
18252	Amtrak Dash-9	295.00
18251	BNSF Dash-9 Silver/Red	295.00
18213	Pennsylvania Green Solid Stripe GG-1	250.00
18214	PWCC #332 GG-1 (w/3pc sealed)	250.00
18340	Transleader Scale FM Par (Lps)	595.00
18343	PWCC Pennsylvania #2332 Black GG-1	495.00
18353	Pennsylvania E-33 Rectifier	245.00
18356	Canadian National Dash-9-44CW	295.00
18564	Canadian Pacific GP-7	245.00
18548	Pennsylvania Die-Cast Body H-18-H	395.00
18559	Phantom II Locomotive	295.00
18514	Transleader Scale FM Par (Lps)	295.00
18572	Wabash GP-7 3-pc Lash-up Set	495.00
18575	Baltimore & Ohio GP-9's	245.00
18563	/66 NYC PA-1 & PE-1 AB	495.00
24558	/51 Canadian National FP ABA's	495.00
24563	Pennsylvania F-3 Scale Powered B	219.95
28515	B&O Scale GP-30	295.00
38150	P.F. 27000 "A" SALE!!	279.95
38197	S.P. F-3 ABA's Black Widow (sealed)	595.00
52321	Southern Pacific Scale FM (TCA)	345.00

PASSENGER CARS - MIS

1766	B&O Budd 3-Car Boxed Set	275.00
8764	/85 B&O Budd Power/Dummy Set	195.00
8530	to 34 Southern Crescent 5-Car Set	225.00
8530	to 34 Southern Crescent 5-Car Set	245.00
15091	New York Central Baby Madison 5-Car	159.95
19074	Lionel Legends of Madison 4-Car Set	295.00
19096	Lionel Legends Madison 2-Car Set	175.00
29003	Pennsylvania Madison 4-Car Set	224.95
51249	U.P. M-10000 Sleeper Add-on Car	199.95

LIONEL PREMIUM BOXED SETS

21909	N&W J Hoppers Weathered Set	895.00
21759	Canadian Pacific F-3 Passenger Set	895.00
21782	PRR Congressional GG-1 Pass. Set	795.00
21787	Bell Comet 4-6-2 Pacific Pass. Set	1195.00
21790	Canadian National Tank Train Set	750.00
21955	D&RG F-3 Passenger Set (sealed)	995.00
30122	E.L. Phoebe Snow F3 Pass. Set	895.00
32356	Southern Pacific Tank Train Oil Car	69.95
31704	Chicago & Alton 4-2-2 Pacific Pass. Set	895.00
31711	PWC Wabash F-3 AB Freight Set	595.00
31713	Southern Crescent Passenger Set	1095.00
31735	Chessie GP-30 Freight Set (sealed)	595.00
31739	PWC #773 Hudson Freight Set	995.00
31748	Santa Fe U28C Scale Freight Set	625.00
31752		
31755	Southern Express E-7 Pass. 21" Car Set	1495.00
32828	PWC N.P. GP-9 Freight Set.....SALE!	1495.00
51007	Union Pacific M-1000 Passenger Set	995.00
61247	Henry's Pacific M-1a Hopper Freight Set	1289.95

NICHOLAS SMITH TRAINS

MODEL RAILROADING FOR ALL SEASONS

VISIT OUR WEBSITE, or GIVE US A CALL
2343 West Chester Pike Broomall, PA 19008

Just 1 Minute off I-476 Exit 9

OGR #282 • 105 Years Selling Trains

Prices Subject to Change Without Notice. Store Hours M-W-F 10-9 • T&TH 10-7 • Sat 10-5 • Sun 10-5 (Nov-Dec)

MINIMUM ORDER: \$30.00

15% Restocking Fee on Returns

Product information (610) 353.8585

For orders only: 1.800.848.9119 • Fax (610) 359.9846

Domestic Shipping Policy*

\$0.00-\$500.00 = \$13.00

\$500.01-\$1100.00 = \$17.00

\$1100.01+ \$25.00

*Orders including Track, Power and Control Items, Sets, Oversized Items, Large Orders and Sale Items will be charged actual shipping.

No P.O. Box #'s. PA Residents Add 6% Sales Tax

Not responsible for typographical errors

O Multipacks

LIO611174 Maple Leaf 2 Pack.....	\$82.99
LIO611651 Freeport Milk Car 2 Pack.....	\$97.99
LIO611897 Pepper Steel Reefer 3 Pack.....	\$108.95
LIO617721 Postwar Scale Stock Car 2 Pk.....	\$104.99
LIO617783 Reading, IT & Wabash 3 Pack.....	\$179.99
LIO617787 NS, NKP & Southern 3 Pack.....	\$179.99
LIO617791 PRR, N&W & Interstate 3 Pack.....	\$179.99
LIO621854 N&W PS2 Hopper 3 Pack.....	\$116.99
LIO621876 Disney Villains Set.....	\$74.99
LIO621888 IMC Canada Cylindrical Hop 2 pk.....	\$97.99
LIO621893 Greenbrier Husky Stack 2 Pk.....	\$139.99
LIO621903 UP Piggyback 2 Pack.....	\$139.99
LIO621937 NYC Steel Reefer 2 Pack.....	\$97.99
LIO621939 Duquesne Steel Reefer 2 Pack.....	\$97.99
LIO621940 ADM Steel Reefer 2 Pack.....	\$97.99
LIO621941 NAT Steel Reefer 2 Pack.....	\$97.99
LIO626937 Die Cast Hopper Asst 4 Pk.....	\$299.99
LIO627094 BNSF PS-2 Hopper 2 Pack.....	\$104.99
LIO627096 C&N PS-2 Hopper 2 Pack.....	\$104.99
LIO627270 B&O PS-1 Boxcar 2 Pack.....	\$104.99
LIO627283 Postwar Boxcar 2 Pack.....	\$104.99
LIO627707 UP Husky Stack 2 Pack.....	\$168.99
LIO627792 Pastel Freight 3 Pack.....	\$127.99
LIO627841 CSX Bathtub Gondola 2 Pack.....	\$99.99
LIO627844 BNSF Bathtub Whale 3 Pack.....	\$149.99
LIO627953 Reading PS2 Hopper 2 Pack.....	\$104.99
LIO627962 L&N PS2 Hopper 2 Pack.....	\$104.99
LIO627965 P&WV 2 Bay Hopper 3 Pack.....	\$157.99
LIO681073 Monopoly Boxcar 2 Pack.....	\$99.99
LIO681090 NS 86' Hi-Cube Boxcar 2 Pack.....	\$139.99
LIO681095 Conrail Hi-Cube Boxcar 2 Pack.....	\$139.99
LIO681605 AT&SF Map & Slogan PS1 5 Pk.....	\$279.99
LIO681686 PRR Gla 50 Ton Hopper 3 Pk.....	\$164.99
LIO681687 LV Gla 50 Ton Hopper 2 Pk.....	\$109.99
LIO681688 CB&Q Gla 50 Ton Hopper 3 Pk.....	\$164.99
LIO681689 C&O Gla 50 Ton Hopper 3 Pk.....	\$164.99
LIO681703 Santa Fe 86' Hi-Cube 2 pack.....	\$139.99
LIO681705 MILW Road 86' Hi-Cube 2 pack.....	\$139.99
LIO681789 NH Gla 50 Ton Hopper 2 Pk.....	\$109.99
LIO681793 Berwind Gla 50 Ton Hopper 3 Pk.....	\$164.99
LIO681824 P&WV Gla 50 Ton Hopper 2 Pk.....	\$109.99
LIO682683 Batman/Flash Boxcar 2 Pack.....	\$125.99
LIO682684 Superman/Green Lantern Box 2p.....	\$125.99
MTH2090586 PRR 40' Boxcar 6 Pack.....	\$249.99
MTH2090603 TTX Auto Carrier 6 Pack.....	\$329.99
MTH209063X O/1 State of Maine 40' AAR 6p.....	\$259.99
MTH2090683 Mobil Tank Car 6 Pk.....	\$299.99
MTH2090756 WM PS-1 DD Boxcar.....	\$239.99

Polar Express

LIO614274 Santa Add On Figures.....	\$22.99
LIO624203 Original Figure Pack.....	\$22.99
LIO624251 Caribou Figures.....	\$20.99
LIO624252 Rabbit & Wolves.....	\$20.99
LIO625134 Diner Car.....	\$52.99
LIO625135 Baggage Car.....	\$52.99
LIO625186 Hot Chocolate Car.....	\$53.99
LIO628425 Elf Handcar.....	\$83.99
LIO630184 Polar Freight Set.....	\$239.99
LIO630218 Polar Remote Passenger.....	\$289.99
LIO630220 FT Passenger Set.....	\$349.99
LIO635130 Disappearing Hobo.....	\$56.99
LIO635290 Streamlined Passenger 2 Pk.....	\$111.99
LIO635294 Snow Covered Water Tower.....	\$20.99
LIO636875 Announcement Car.....	\$98.99
LIO637183 Pewter Figure Set.....	\$27.99
LIO637837 Straight Tunnel (Oversized).....	\$59.99
LIO681450 Polar Bumper Trolley.....	\$82.99
LIO933028 Polar Express House Flag.....	\$19.99
LIO933031 Polar Express Welcome Mat.....	\$16.99
LIO933075 PE Santa in Sleigh Tree Skirt.....	\$28.99
LIO933080 PE Santa in Sleigh Stocking.....	\$11.99
LIO951016 Polar Exp. Conductor Hat Adult.....	\$24.99
LIO951018 Polar Exp. Conductor Hat Child.....	\$24.99

Christmas

LIO611330 Polar RR Legacy K-4.....	\$649.99
LIO611331 Polar RR Conv. K-4.....	\$499.99
LIO614259 Christmas People.....	\$17.99
LIO617752 Polar RR Round Roof Box.....	\$52.99
LIO625947 NPE Jack Frost Reefer.....	\$32.99
LIO625958 Gingerbread Icing Vat Car.....	\$44.99
LIO625959 Gingerbread 3 Dome Tank Car.....	\$41.99
LIO625963 Christmas Story 30th. Ann.Box.....	\$56.99
LIO625964 Christmas Silver Ore Car.....	\$41.99
LIO626445 Polar RR Hopper w. Presents.....	\$44.99
LIO627263 Polar RR PS-1 Boxcar.....	\$52.99
LIO627496 Polar RR PS-2 Hopper.....	\$52.99
LIO627946 Christmas Savings Bond Box.....	\$39.99
LIO627948 GN Christmas Boxcar.....	\$44.99
LIO627949 PRR Christmas Merch. Box.....	\$56.99
LIO629647 Gingerbread Mint Car.....	\$52.99
LIO629698 Tree Topper Transport Flat.....	\$59.99
LIO629699 Silver and Gold Mint Car.....	\$52.99
LIO629973 LRRR 2005 Christmas Box.....	\$19.99
LIO629979 Christmas Morning Boxcar.....	\$44.99
LIO630193 Peanuts Christmas Set.....	\$247.99
LIO630205 Silver Bells Remote Set.....	\$179.99
LIO630219 Gingerbread Dockside Set.....	\$217.99
LIO635250 North Pole Pass 2 Pk.....	\$89.99
LIO636170 Partridge in a Pear Tree Reef.....	\$41.99
LIO636182 Egg Nog Unibody Tank Car.....	\$52.99
LIO636243 2002 Christmas Boxcar.....	\$19.99
LIO637127 Angela Trotta Art Gallery.....	\$56.99
LIO637197 North Pole Girder Bridge.....	\$19.99
LIO637814 Christmas Crossing Shanty.....	\$17.99
LIO637907 Streetlamps w. Wreaths.....	\$22.99
LIO637909 Let It Snow Jet Snowblower.....	\$101.99
LIO637984 Santa's Repair Work House.....	\$20.99
LIO637997 Christmas People Pack.....	\$17.99
LIO638848 Christmas Zephyr Set.....	\$934.99
LIO6389XX 69/70 North Pole Cent GP35.....	\$424.99
LIO639335 Kinkadee Charismas Boxcar.....	\$44.99
LIO639364 2013 Christmas Boxcar.....	\$44.99
LIO681395 Thomas Kinkadee Lionchief Set.....	\$279.99
LIO681425 Frosty Station.....	\$48.99
LIO681426 Frosty Gondola.....	\$48.99
LIO681427 Frosty Aquarium Car.....	\$51.99
LIO681428 Frosty Boxcar.....	\$40.99
LIO681534 Christmas Toys Stock Car.....	\$51.99
LIO681984 Reindeer Flatcar.....	\$51.99
LIO681985 Christmas Mail Boxcar.....	\$44.99
LIO681986 Christmas Wish Tank Car.....	\$44.99
LIO681988 Angela Trotta Billboard Set.....	\$10.99
LIO681990 Gondola w. Reindeer Feed.....	\$47.99
LIO681992 Santa Bobbing Head Boxcar.....	\$51.99
LIO681993 Santa Finder Searchlight Car.....	\$39.99
LIO681999 PRR Gondola w. Gifts.....	\$48.99
LIO682000 PRR Christmas Crane.....	\$55.99
LIO682001 Merry & Bright Hot Cocoa.....	\$52.99
LIO682002 Old St. Nick Animated B-board.....	\$44.99
LIO682003 Christmas Water Tower.....	\$25.99
LIO682005 Christmas Clock w. Wreath.....	\$31.99
LIO682035 North Pole Central Ice Car.....	\$56.99
LIO682691 2015 Christmas Boxcar.....	\$56.99
LIO682741 Christmas Tinsel Vat Car.....	\$52.99
LIO682699 Angela Thomas 2015 Boxcar.....	\$55.99
LIO682777 Kinkadee Polar Express Boxcar.....	\$63.99
LIO711528 Frosty Figure Pack.....	\$22.99
LIO729976 2012 Christmas Boxcar.....	\$54.99

Lionel Gift Items

LIO711435 Lionel Hat.....	\$10.99
LIO922011 Lionel Logo/Locomotive Ornam.....	\$17.99
LIO922012 1942 Catalog Ornament.....	\$17.99
LIO932011 Lionel Bear.....	\$23.99
LIO933023 Lionel Stocking.....	\$13.99
LIO933025 Holiday Lantern Globe.....	\$15.49
LIO933038 Welcome Mat Tray.....	\$27.99
LIO933044 Lionel Railroad Clock.....	\$29.99

MTH Premier Motive Power

MTH20200571 LV FA2 ABA w. PS2.....	\$649.99
MTH20200601 UP FA2 ABA w. PS2.....	\$649.99
MTH20200761 SOO Line U30C w. PS2.....	\$369.99
MTH20200811 BNSF SD60 w. PS2.....	\$399.99
MTH20200851 FEC SD70 w. PS2.....	\$379.99
MTH20201041 WM VO-1000 w. PS2.....	\$369.99
MTH20201231 Conrail Dash 8 w. PS2.....	\$399.99
MTH20201341 Chessie GP9 w. PS2.....	\$399.99
MTH20201461 PRR U25b w. PS2.....	\$399.99
MTH20201531E CSX SD40-2 w. PS2.....	\$399.99
MTH20201771 EMD Demo SD24 w. PS3.....	\$399.99
MTH20202091 CNW GP38 w. PS3.....	\$389.99
MTH20202221 Conrail U25b w. PS3.....	\$399.99
MTH20202311 PRR Centipede AA PS3.....	\$649.99
MTH20202461 P&LE GP7 Diesel w. PS3.....	\$399.99
MTH20202651 NYC F7 ABA w. PS3.....	\$679.99
MTH20202691 CNJ SD70 w. PS3.....	\$389.99
MTH20202741 NYC SD70 Ace w. PS3.....	\$369.99
MTH20203301 Amtrak F59PH PS3.....	\$369.99
MTH20203371 Amtrak DC-3 Inspection.....	\$389.99
MTH20203381 LI DC-3 Inspection Car.....	\$389.99
MTH20203391 GN DC-3 Inspection Car.....	\$389.99
MTH20203421 FEC E8 ABA w. PS3.....	\$599.99
MTH20203471 VIA rail Turbtrain.....	\$639.99
MTH20203631 NYC GP7 w. PS3.....	\$389.99
MTH20203651 Conrail U30C w. PS3.....	\$359.99
MTH20203681 CSX U30C w. PS3.....	\$359.99
MTH2022381 NH FA2 ABA w. PS2.....	\$549.99
MTH2023371 NYC GP9 w. PS2.....	\$344.99
MTH2024621 SF GP60M w. PS2.....	\$369.99
MTH2025781 Conrail SD50 w. PS2.....	\$369.99
MTH2025811 UP SD50 w. PS2.....	\$369.99
MTH2025851 Burlington SD24 w. PS2.....	\$369.99
MTH2026321 UP AC4400 CW w. PS2.....	\$399.99
MTH2026431 UP Dash 8-40C w. PS2.....	\$399.99
MTH2027631 Conrail SD60M w. PS2.....	\$399.99

2015 Legacy Locomotives

LIO681134 BN SD70MAC #9424.....	\$404.99
LIO681148 CSX SD70MAC #3953.....	\$404.99
LIO681153 CSX SD70MAC #778.....	\$404.99
LIO681184 P&WV Heavy Mikado.....	\$939.99
LIO681185 CNJ Heavy Mikado.....	\$939.99
LIO681187 C&M Heavy Mikado.....	\$939.99
LIO681188 NYC Heavy Mikado.....	\$939.99
LIO681192 GN Heavy Mikado.....	\$939.99
LIO681209 CNJ Trainmaster H24-66.....	\$409.99
LIO68121X 1/2 Reading Trainmaster.....	\$409.99
LIO68121X 3/4 SP Trainmaster H24-66.....	\$409.99
LIO68121X 7/8 N&W Trainmaster H24-66.....	\$409.99
LIO681234 MKT E-8 AA.....	\$679.99
LIO681507 B&O FA-2 AA.....	\$559.99
LIO681523 B&O FB-2 Powered.....	\$334.99
LIO681510 Erie FA-2 AA.....	\$559.99
LIO681519 PRR FA-2 AA.....	\$559.99
LIO681600 PRR Weathered Shark.....	\$599.99
LIO68212X 8/9 C&O GP30.....	\$479.99
LIO682130 EMD GP30.....	\$479.99
LIO682131 TP&W GP30.....	\$479.99
LIO682133 PC GP30.....	\$479.99
LIO68213X 4/5 GM&O GP30.....	\$479.99
LIO682136 N&W GP30 Black.....	\$479.99
LIO682137 N&W GP30 Blue.....	\$479.99
LIO68213X 8/9 MR GP30.....	\$479.99
LIO68214X 2/3 UP GP30.....	\$479.99
LIO682271 NYC 4-6-0 #1258.....	\$659.99
LIO682272 NH 4-6-0 #816.....	\$659.99
LIO682273 ACL 4-6-0 #1031.....	\$659.99
LIO682184 PRR B6 Switcher 0-6-0 #1670.....	\$599.99
LIO682307 PRR B6 Switcher 0-6-0 #5244.....	\$599.99
LIO682308 PRR B6 Switcher 0-6-0 #3233.....	\$599.99
LIO682309 PRR B6 Switcher 0-6-0 #6096.....	\$599.99
LIO682310 LI B6 Switcher 0-6-0 #2015.....	\$599.99
LIO682340 N&W Y6b #2171.....	\$1499.99

www.nicholassmithtrains.com

Product Reviews



Williams by Bachmann Semi-Scale 4-6-2 Pacific

Review and Photos by George Brown

Periodically a model locomotive arrives for review that instantly grabs not only my attention but also my admiration. The Williams by Bachmann (WbB) semi-scale 4-6-2 Pacific decorated in the green with gold stripes of the Southern Railway is one of those admirable locomotives. It's a well thought out, modest-cost model expertly finished in an attractive livery that is as pleasing to look at on my desk as it is fun to run.

By the term semi-scale, the model of the 4-6-2 is smaller than 1:48 scale in what I call traditional size. O gauge trains made by the Lionel Corporation after WWII and during the MPC era are the benchmark for this traditional size. To see how the 4-6-2 compared to another traditionally sized locomotive, I placed the WbB Pacific and my postwar Lionel 2046, a die-cast O27 Hudson with a plastic-bodied 4-axle tender, side by side on identical sections of track. The two locomotives were visually compatible with each other except that the new WbB Pacific was much more realistically proportioned and detailed than the Hudson. To get ahead of myself for a moment, the Pacific ran a whole lot better than the Hudson, too.

Not only is the Pacific new to the WbB product line, it is also the first O gauge steam locomotive in that line that produces steam sounds from the True Blast Plus sound electronics. Three other road names offered in this release of the 4-6-2 include the New York Central, Santa Fe, and Wabash. After I studied photos and specifications for the Southern Railway Class Ps4 locomotives, the WbB model proved to be remarkably similar to the real #1409. So let's take a quick look at the real one.



Prototype Notes

Based on the USRA design for heavy Pacifics, Southern Railway Ps4s were built with 73" drivers instead of the 79" size specified by the USRA. With the 73" drivers, the ridged wheelbase

and boiler are shorter than those on the USRA heavy Pacific. Mainly the smaller drivers gave the Ps4s the ability to pull passenger trains of 10 to 14 heavyweight cars over the moderate grades of the Southern Railway's route profile. On flat stretches of track, a Ps4 could attain 80 mph.

Although most of Southern Railway Ps4 locomotives were built by Alco in 1923 and 1925, the last five, #1405–#1409, rolled off Baldwin's erecting floor in 1928. Engine #1409 was unique in that instead of the external Worthington or Elesco water heaters of the previous members of the Southern Ps4 class, a Coffin water heater was implemented inside the engine's extended smokebox. Tenders for these last Ps4s rode on 4-wheel trucks and carried 12,000 gallons of water along with over 16 tons of coal.

The handsome color scheme of the Southern Ps4s was credited to the president of the railroad in 1925, Fairfax Harrison, who was impressed with green-painted locomotives in service at that time in the United Kingdom.

On the Southern Railway, the Ps4 Pacifics were the last of the road's 4-6-2s to be built and were assigned to the road's name trains, such as the Crescent Limited, Piedmont Limited, Birmingham Special, and others. These locomotives also had a rather short service life of less than 25 years because of the railroad's rapid shift to diesel power in the 1940s. By 1948, the Ps4 steamers were mostly parked and ultimately scrapped. Only Southern #1401 survives today and is on display in the Smithsonian Institute, resplendent in the road's colorful livery.

Construction and Features

For a moderate-cost and traditionally sized model of a steam locomotive, the WbB 4-6-2 has a number of features and details that normally appear on more expensive 1:48 scale models. See the sidebar for a listing.

In keeping with the usual architecture for 3-rail O gauge steam locomotives, the die-cast boiler with its separately cast cab sits on a die-cast frame. The boiler backhead has several cast-in details including the butterfly doors that are open to show the red glow emanating from inside the virtual firebox. I was particularly pleased with the bulkhead at the back of the cab, which is often missing on moderate-cost,



traditionally sized steam locomotives. Additionally, the boiler casting is realistically round in the area between the walkways and the frame.

Three Phillips head screws hold the boiler to the frame. Inside the easily removed boiler are the smoke unit components and the motor that is surprisingly large given the size of the engine. The worm and drive gear are exposed making for easy but judicious lubrication. Applying too much grease to the worm could make for a gooey mess with the excess grease thrown about the inside of the boiler casting.

At the driver axles, the frame is actually two pieces: the frame and a cast removable cap that holds the three driver wheelsets and their axle bushings in place. Should any of the driver wheelsets need replacement, such as the rear driver with the drive gear, all that's needed is a screwdriver and about an hour's time. Yes, the job does entail a complete teardown of the engine, but no special tools like a wheel puller, hobby press, and wheel cups are necessary.

Two center-rail pickup rollers are mounted on the frame between the first and third drivers. Both the see-through

WbB Semi-Scale 4-6-2 Pacific Features and Details

- DC can motor with flywheel
- Smoke unit
- True Blast Plus 16-bit polyphonic sound system with:
 - Whistle
 - Bell
 - Steam exhaust chuff
 - Idle steam sounds
- Opening smokebox front
- Constant brightness lighting
- Swinging brass-colored bell
- Separate and illuminated green classification lamps
- See-through spoke drivers
- Full valve gear
- Traction tires
- Wire handrails and pipes
- Separate dynamo, whistle, and pop-off valves
- Separate air pumps and water injectors
- Wire and chain coupler cut lever
- Opening cab roof vent
- Illuminated cab
- Firebox glow
- Painted figures of crew
- Directional backup light on tender
- Die-cast operating rear coupler



boiler tube style of pilot and the cylinder saddle with its prototypically polished cylinder heads are separate castings. Underneath the firebox is a Hodges style of trailing truck, which is prototypically correct for the Ps4s built by Baldwin.

In what I feel is another concession to cost and over-the-counter price, the smoke unit is little more than a basic heater with the smoke exiting the stack by convention. It is definitely not a prodigious producer, but I found the wispy smoke trail from the engine's stack rather cute and nostalgic. A slide switch on the frame underneath the right side of the cab sets the smoke unit to on or off.

The tender is a molded plastic body with the coal load and other details molded in. I was surprised to see that the tender frame was also molded plastic with some of the brake system hardware molded in. Inside the tender are the 6-amp capacity electronic reverse unit and lockout switch, True Blast Plus sound generator board, and speaker. A six-wire cable with an in-line connector arrangement electrically

connects the electronics in the tender to the electrical equipment in the engine. As a note of caution, the socket connector on the cable has a small plastic latch that locks it to the pin connector located at the back of the engine. This latch has to be disengaged before attempting to disconnect the cable from the engine.

Each of the cast tender trucks has separate springs, but they are nonfunctional.

OVER 25,000 PARTS

Brasseur

ELECTRIC TRAINS

410 Court St.
Saginaw, MI 48602

989-793-4753

Mon.-Sat. 9:30 - 5:30

www.brasseur-electrictrains.com

989-793-6887

40 years of Lionel service and sales.
Authorized MTH service and sales.
Best Source for K-LINE parts.

Just 90 miles north of Detroit, just off I-75.

FLEXXBED™ WEATHER PROOF
VINYL ROADBED

423-727-8000 or www.FLEXXBED.com

STAYS FLEXIBLE!

★ Easily
Curves
to the
Radius of
any Brand
of Track

★ Quick
Installation
no Sanding
or Sealing

made in the USA

Samples? specify scale/gauge (2-rail or 3-rail)
and send \$2 cash to: HOBBY INNOVATIONS
Dept O • PO Box 676 • Mtn. City TN 37683

• ABSORBS
VIBRATIONS
• QUIETS
OPERATION

BRUMMY'S
PREMIUM GROUND
RUBBER BALLAST

WINTER SPECIAL

15 Lb. Bag of Ballast

You select the color....

\$49.95

330-825-3673 • Fax: 330-825-0214

200 23rd St. NW • Barberton, OH 44203

email: Dbrumagin4@netscape.net

DRY TRANSFER LETTERING
IVES, AMERICAN FLYER,

PRE & POST WAR LIONEL™

A LIONEL LICENSED PRODUCT

CALL OR WRITE FOR COMPLETE LIST

CUSTOM DRY TRANSFERS

J & A HOBBIES

4479 MARSH ROAD WAYNESBORO, PA 17268

717-762-2242

e-mail: warnick@pa.net



A center-rail pickup roller is also on each truck to carry electrical power to the electronics inside the tender. Of course, the oversized tinplate operating coupler is rigidly mounted to the rear truck. Hanging beside the coupler is a plastic rendition of the air hose to the train.

As is becoming an expected feature on today's O gauge locomotives from the Orient, the colorful paint, graphics, and lettering on our Southern 4-6-2 are superb. As to the thin gold striping on the cylinders, cab, and tender and the Southern Railway logo on the cab, they are fabulous!

At Trackside

As I expected because the 4-6-2 is a WbB locomotive, it started moving forward rather briskly at power-up. Toggling the direction button on my transformer put the engine in neutral with a second toggle initiating the reverse direction. Repeating these actions put the engine through neutral again and then into the forward direction.


With the engine in motion in forward or reverse, the synthesized sound of the steam exhaust occurred approximately once for each driver revolution. In neutral, the characteristic hiss of steam and the random repeating pulsation of the air pump are prominent. No power-backup battery is employed in the True Blast Plus sound system, so while the track power is interrupted for direction change, the sound system goes silent.

In motion, the 4-6-2 proved to be a smooth runner, and I suspect that if the sound system could be muted, there would be little of any mechanical noise other than the whir of the wheels on the rails. Without a load on its drawbar, the engine ran rather fast at the minimum throttle and track voltage from my ZW. Coupling our standard traditionally sized passenger train to the tender slowed the colorful Pacific to a more realistic speed.

On the topic of the standard passenger train for testing the 4-6-2, the Williams 60' Madison cars, which are reproductions of postwar Lionel Madisons, are a nice visual fit, especially when traveling on the O72 loop of the editorial Carpet Central Railroad. The Pacific negotiated the O72 crossovers between my outer loop and the inner O54 mainline loop without a stumble or hesitation at minimum track voltage and speed. Although the 60' Madison cars appeared to be a little too long for my temporary loop of O36 track, the engine did well. On wide curves or tight ones down to O31, the Pacific is on its game.

At the End of the Run

At the head of a traditional size heavyweight or streamline passenger consist, the WbB 4-6-2 could be at home on any layout, large or small. To be candid, I was impressed with the model in its Southern Railway livery. In an Internet search for prices, I found quotes in the \$360 range from several train dealers. Bottom line—I liked it!



#40802 Southern Semi-Scale 4-6-2

Retail price: \$599.95 at Bachmann dealers

Bachmann Industries; www.bachmanntrains.com

Williams by Bachmann 4-6-2 Conventional Performance

(smoke unit: off; sound: on)

Length: 19-3/4" over couplers
19" pilot to tender sill

Distance Between Locomotive Pickup Rollers: 2-1/2"

Distance Between Tender Pickup Rollers: 3-1/4"

Weight on Driving Wheels: 4 lbs, 14 oz

Tender Weight: 1 lb, 3 oz

Power Consumption at Idle: 0.7 A, 5.6 W, @ 7 VAC

Tractive Effort: 2 lbs, 6 oz @ 10.3 VAC, 4.08 A, 42 W

Minimum Sustained Speed: 18 scale mph @ 6.2 VAC, 1.4 A, 8.7 W

Maximum Tested Speed: 60 scale mph @ 10.4 VAC, 1.6 A, 16.6 W

Minimum 3-Rail Curve: O31

Power Transformer: Lionel ZW

Control System: Transformer-controlled conventional operation

Test Train

Five-car passenger; train weight, 6 lbs; pull to move train, 7 oz;
traditionally sized Madison cars from Williams

Arkansas Traveler Hobbies

Come see us! • Available for group meetings!



- Located in an historic 1915 MOPAC brick Depot.
- Operating layouts in multiple scales and MORE!
- See over fifty UP mainline trains pass daily!

MOPAC DEPOT
400 E. Market Street
Bald Knob, AR 72010
ph: 501-RAILFAN (724-5326)
fax: 501-RAILS4U (724-5748)
e-mail: athttrains@yahoo.com

O Gauge GROUND THROWS

Simple to use. High reliability. Cost effective.

Molded from tough self-lubricating Delrin®, Model 208S has two internal stainless steel springs pre-loaded to 6 oz. to provide machine overtravel and turnout point tension. Simple to mount-center turnout points and throw handle. Connect and fasten with two fasteners.



107R Rigid..... **\$3.30**
(Supply your own spring linkage)
208S Spring..... **\$3.45**

AT DEALERS OR DIRECT

Add \$4.50 handling per order
IL residents add 8% sales tax



CABOOSE INDUSTRIES 8511 W. Mound Rd.
Lena, IL 61048-9697
www.cabooseind.com

cttrains.com

Specializing in O-Gauge Trains!

Let us be your source for MTH non-cataloged regional items.

We are an Authorized Dealer for Lionel, MTH, Atlas-O, Gargraves and Ross Custom Switches.

Items shipped UPS usually the same day.
Browse our complete on-line inventory then give us a call.

C.T. McCORMICK HARDWARE
147 South Main Street
Zelienople, PA 16063
724-452-6130 Fax 724-452-6139

WWW.BRIDGEBOSS.COM

TRAIN SHEDS

ELEVATED SUBWAY BRIDGES

MANY OTHER BRIDGE TYPES AVAILABLE

VIADUCTS

TRUSS UP TO 5 FT

COMBO ARCH 4 & 5 FT

716-773-6290
ask for Jim
email- dada1043@msn.com

SUPERSMOKE®

- Non-Toxic Liquid & Vapor
- Fast Wicking

Cedar * FIR TREE
Arctic Mint
Christmas Tree
Sugar Maple
Hickory * Cinnamon
Big-Puff Odorless

2 OZ. W/ DROPPER \$ 8.50
4 OZ. W/ SAFETY CAP \$15.00

PLUS \$10.00 SHIPPING & HANDLING PER ORDER
AVAILABLE SINCE 1979


BART'S PNEUMATICS CORP.
1952 LANDIS VALLEY RD. * LANCASTER, PA. 17601
717-392-1568 VISA - MASTERCARD
www.bartspneumatics.com MINIMUM ORDER 2 BOTTLES
PA. RESIDENTS ADD 6% SALES TAX



**Your only source for
reconditioned O-gauge
3 rail track!**



**The Easy Way
to Assemble and
Disassemble
Track**



The T-Tracker draws track together for perfect electrical continuity for smoother running trains. Excellent also for holding sections of track for sawing. For information on this unique tool or for an order form, please send a self addressed stamped envelope to:

Ttracker Dept. 3
3735 N. E. Shaver St.
Portland, OR 97212
E-Mail address: ttracker2@aol.com

Miniatures by Philip Crews
Custom and stock items • OGRforum sponsor
Commission work from photos or sketches
Website: philcrewsminiatures.com
E-mail: miniaturesbyphilip@gmail.com
Facebook: miniatures by philip crews



8372 Lawrenceburg Hwy. Ph: 931-797-4681
Mt. Pleasant, TN 38474 TCA# 15-70575

Harrison Trains & Scenes

*Fine scenery products and
custom work featuring Fusion
Fiber, Gar Graves track, custom
dioramas, layouts and buildings.*

Phone: 410-391-3433
<http://www.harrisontrains.com>

TRAIN INSTALLATIONS LLC
Model Railroads for Home and Business
Overhead • Garden • Tabletop



phone: (770) 597-0038
e-mail: dave@traininstallations.com
website: www.traininstallations.com
since 2001

The Train Shop At Brentwood Antiques

106 Lafayette Road (Route 1), Hampton Falls, NH 03844
Ph: (603) 929-1441 FAX: (603) 929-8662 Web: www.TheTrainShop.com

MTH Product Guides

1002 Comprehensive Guide to MTH Railking Engines 1995-2011	\$44.95
1003 Comprehensive Guide to MTH Premier Engines 1993-2011 Volume I	\$44.95
1004 Comprehensive Guide to MTH Premier Rolling Stock #2 1996-2013 Vol I, Sets-Stock Cars	\$44.95
1005 Comprehensive Guide to MTH Premier Rolling Stock #2 1996-2013 Vol II, Flats-thru Foreign	\$44.95
1007 Comprehensive Guide to MTH & Railking Passenger Cars Production thru 2014 catalog	\$44.95
1008 Supplement #1 to all 5 of the above thru 2015 Volume I	\$44.95

MTH Premier Engines

20-20337-1	Amtrak DC3	\$429.95
20-20361-1	Boston & Maine GP-7	\$399.95
20-20374-1	Norfolk Southern Dash 8	\$419.95
20-20402-1	Great Northern F-3 A/B/A	\$699.95
20-20414-1	UP GP30	\$409.95
30-20417-1	BNSF Dash 8	\$419.95
20-20444-1	Norfolk Southern SD60M	\$439.95
20-20445-1	BNSF SD60M	\$439.95
20-20446-1	CSX SD60M	\$439.95
20-20447-1	UP SD60M	\$439.95
20-20448-1	Alaska SD70MAC	\$439.95
20-20451-1	Kansas City Southern SD70M	\$439.95
20-20465-1	Pennsylvania GE 44 Ton	\$399.95
20-20466-1	Long Island GE 44 Ton	\$399.95
20-20467-1	Western Maryland GE 44 Ton	\$399.95
20-20468-1	Santa Fe GE 44 Ton	\$399.95
20-20469-1	Southern GE 44 ton	\$399.95
20-20470-1	New Haven GE 44 Ton	\$399.95
20-20499-1	Canadian National ES44AC	\$429.95
20-20501-1	Florida East Coast ES44AC	\$429.95
20-20506-1	GE Hybrid Evolution ES44AC	\$459.95
20-20507-1	GE Hybrid Evolution ES44AC	\$459.95

20-20508-1	GE Next Fuel ES44AC	\$429.95
20-20509-1	GE Next Fuel ES44AC	\$429.95
20-20510-1	BNSF ES44AC	\$429.95
20-20593-1	NS First Responders SD60E	\$439.95
20-20594-1	NS Veterans SD60E	\$439.95
20-20595-1	NS GO Rail SD60E	\$439.95
20-20596-1	Norfolk Southern SD60E #6957S	\$439.95
20-20597-1	Norfolk Southern SD60E #6965S	\$439.95
20-3504-1	C&O 2-6-6-6 Allegheny	\$1299.95
20-3541-1	NYC Niagara Psgr Set	\$1249.95
20-3543-1	Reading 4-8-4 T-1	\$1099.95
20-3552-1	Pittsburgh & Lake Erie H-9	\$799.95
20-3565-1	Long Island 2-8-0 H10	\$829.95
20-3584-1	NYC J1e Passenger Set	\$1249.95
20-81004	UP Signature Challenger	\$1499.95
20-5678-1	South Shore Little Joe	\$749.95
20-5681-1	Long Island BB-1	\$674.95

MTH Railking Engines

30-1646-1	Virginian 2-8-8-2 Triplex	\$629.95
30-1674-1	N&W 4-8- J Northern	\$399.95
30-1677-1	NYC 4-6-2 Pacific	\$389.95

30-1678-1	Pennsylvania 4-6-2 Pacific	\$389.95
30-1679-1	Union Pacific 4-6-2 Pacific	\$389.95
30-1686-1	UP 4-8-8-4 Big Boy Psgr Set	\$809.95
30-1687-1	UP Big Boy Freight Set	\$809.95
30-1688-1	Southern Pacific 4-8-4 GS-4	\$399.95
30-20114-1	CP Rail RS-3	\$289.95
30-20166-1	Santa Fe Dash 8	\$289.95
30-20168-1	Lehigh Valley ES44AC	\$289.95
30-20234-1	CN SD60	\$299.95
30-20242-1	D&H C628	\$299.95
30-20254-1	MTA Red Brd 4-Car R26 Subway	\$419.95
30-20255-1	MTA B&S 4-Car R26 Subway	\$419.95
30-20302-1	MASS Bay RDC 2-Car Budd Set	\$359.95
30-20309-1	Norfolk Southern ES44AC	\$289.95
30-20310-1	Canadian National ES44AC	\$289.95
30-20311-1	Florida East Coast ES44AC	\$289.95
30-20312-1	BNSF ES44DC	\$289.95
30-20313-1	UP ES44AC	\$289.95
30-20314-1	CSX ES44AC	\$289.95
30-20315-1	GE Evolution ES44AC	\$319.95
30-20316-1	GE Evolution ES44AC	\$319.95

UPS Charges added to all orders
Vis, MasterCard, Discover & American Express

VISIT OUR WEB PAGE WWW.THETRAINSHOP.COM FOR EASY ORDERING



30 Day Money Back Guarantee. All orders add U.P.S. Prices are subject to change without notice. N.Y.S. residents add appropriate sales tax.
Please make all checks payable to Nassau Hobby Center.
ALL MAJOR CREDIT CARDS ACCEPTED
13 W. Merrick Rd. Freeport, New York 11520 Tel. (516) 378-9594



Mail Order Hours 9AM to 5:30PM
Monday to Saturday



MTH PREMIER LOCOMOTIVES

20-2021-3	WC GP35 NPwr.....	99.99
20-20289-2	OC GP35 (2 Rail).....	299.99
20-20312-1	PRR GP30.....	389.99
20-20324-1	UP AC6000.....	399.99
20-20363-1	NYC GP-7.....	389.99
20-20366-1	D&H U30C.....	399.99
20-20396-1	LIRR GP38 (3 Diff. #s Avail.).....	429.99
20-20412-1	MR SD40-2.....	419.99
20-20423-1	NS SD50.....	419.99
20-20427-1	Bush SD70ACe.....	419.99
20-20433-1	NS SD80.....	419.99
20-20435-1	CIT Rail SD-9043.....	419.99
20-20442-1	SP SD45T-2.....	419.99
20-20445-1	BNSF SD60.....	419.99
20-20447-1	UP SD60.....	419.99
20-2433-1	Santa Fe DD40AX.....	539.99
20-2433-3	Santa Fe DD40AX NPwr.....	199.99
20-2472-3	Conrail SD80 NPwr.....	159.99
20-2893-3	Lackawana E-8 B-Unit.....	89.99
20-3550-1	WM H-9.....	809.99
20-3564-1	PRR Reading H10.....	809.99
20-3565-1	LIRR H10.....	809.99
20-5695-1	NH EF-3b.....	719.99

LIONEL

6-11167	CSX Merger frt. 2 Pk #2.....	49.99
6-11180	SD80 Auto Carrier Set.....	699.99
6-11277	L&W 0-8-0 (Conventional).....	274.99
6-11330	Polar Railroad K-4.....	549.99
6-11385	UP A5 0-4-0.....	329.99
6-11427	Southern A-5.....	329.99
6-11428	MR A5 0-4-0.....	329.99
6-11912	1996 Service Exclusive.....	449.99
6-11918	1997 Service Station Set.....	299.99
6-11401	Pilot H-7 2-8-8-2.....	899.99
6-11413	Pilot J-Class 4-8-4.....	799.99
6-11415	Pilot S-2 Turbine.....	799.99
6-11436	Vision Line Big Boy #4005.....	1999.99
6-14559	D&RGW F3 AA.....	
6-14540	D&RGW F3 B Both for.....	899.99
6-14580	UP PB-1 B-Unit.....	299.99
6-15313	D&H Alum 4 Pk.....	449.99
6-17718	NS Heritage Hopper 2Pk.....	99.99
6-17756	CP D/D Boxcar.....	39.99
6-17779	NS Heritage Hopper 3Pk.....	149.99
6-18009	NYC L-3 Mohawk.....	499.99
6-18024	T&P L3 Mohawk w/Case.....	749.99
6-18045	NYC Commadore Vandrblt.....	899.99
6-18053	Cent Club #726 Berkshire.....	599.99
6-18071	SP Daylight ("USED").....	449.99
6-18154	Santa Fe FT A-A.....	399.99
6-18383	GN EP-5.....	299.99
6-18340	Cent Club Demo FM's.....	799.99
6-18857	UP GP-9.....	249.99
6-19171	NYC Strlin "Black" 4 Pk.....	349.99
6-21758	Beth. Steel Serv. Station Set.....	399.99
6-24517	NYC Pwr F-3 B-Unit.....	249.99
6-24519	B&O Pwr B-Unit.....	249.99
6-25619	Lindbergh 2 Pk.....	199.99
6-25656	Alton Heavyweight 4 Pk.....	199.99
6-25757	Texas Special 2Pk.....	299.99
6-27365	Sheffield Milk Car 2Pk.....	99.99

6-27767	Santa Fe 4 Pk.....	199.99
6-28022	Westside 2 Truck Shay.....	799.99
6-28473	GN Inspection Vehicle.....	109.99
6-28502	Santa Fe GP-9.....	249.99
6-28528	NH RS-11.....	349.99
6-28531	Santa Fe S-2.....	299.99
6-28536	Rock Island GP-7.....	239.99
6-34586	MR F-3 A-B.....	
6-34589	MR F-3 Pwr A Both for.....	699.99
6-34645	CN F-3 A-A.....	499.99
6-34677	Seaboard Centipede.....	449.99
6-34756	Alaska C420 NPwr.....	139.99
6-34759	Seaboard C420 NPwr.....	139.99
6-34775	N&W SD40-2 NPwr.....	159.99
6-34784	Frisco SD40.....	399.99
6-34785	Frisco SD40-2 NPwr.....	159.99
6-37065	BNSF Speeder.....	79.99
6-38071	SP AC-12 Cab Forward.....	1199.99
6-38100	TS F-3 A-B.....	699.99
6-38188	Southern F-3 A-B-A.....	699.99
6-38224	Alaska Alco A-A.....	229.99
6-38235	PC GG-1.....	249.99
6-38311	#2276W Budd Car Set.....	374.99
6-38371	RI Alco AA.....	199.99
6-38386	Wabash F-3 A-B.....	
6-38388	Wabash F-3 A-Unit Both for.....	449.99
6-38443	UP H-16 Non-Pwr.....	149.99
6-38459	N&W RS11 NPwr.....	179.99
6-38540	Conrail GP35.....	399.99
6-38563	B&O Shars A-A.....	399.99
6-38573	SP Sharks A-A.....	399.99
6-38573	SP Shark A-A.....	
6-38576	SP Shark Pwr B-Unit.....	
6-38577	SP Shark B-Unit All for.....	699.99
6-38579	Santa Fe GP-9 NPwr.....	179.99
6-38580	NP GP-9 NPwr.....	149.99
6-38768	N&W GP35.....	299.99
6-38799	N&W GP35.....	299.99
6-38887	Erie GP-9.....	299.99
6-39530	PRR Pickup Truck.....	99.99
6-39538	NPR Pickup Truck.....	99.99
6-51007	Cent Club UP M10000.....	799.99
6-52321	TCA SP Trainmaster.....	399.99
6-81137	BNSF SD70.....	449.99
6-81144	CSX SD70.....	449.99
6-81151	Alaska SD70.....	449.99
6-81160	CSX ES44.....	449.99
6-81176	CN ES44.....	449.99
6-81184	P&WV Mikado.....	1049.99
6-81213	SP H24-66.....	449.99
6-81231	Erie E8 A-A.....	699.99
6-81234	MKT E8 A-A.....	699.99
6-81237	Seaboard E8 A-A.....	699.99
6-81240	Wabash E8 A-A.....	699.99
6-81247	PRR M1a Freight Set.....	1399.99
6-81232	Penn Central GP30 #2202.....	499.99
6-81218	C&O GP30.....	499.99
6-81214	UP GP30 #803.....	499.99
6-81213	UP GP30 #830.....	499.99
6-82272	NH 4-6-0.....	719.99
6-82273	ACL 4-6-0.....	719.99
6-82310	LIRR B6 Switcher.....	599.99

LIONEL LIONCHIEF PLUS LOCOMOTIVES

6-38778	CNW RS-3.....	259.99
6-38779	NYC RS-3.....	259.99
6-38816	PRR RS-3.....	259.99
6-38819	DRG RS-3.....	249.99
6-38821	SF GP-7.....	249.99
6-38824	NP GP-7.....	249.99
6-81295	ATSF Mikado.....	299.99
6-81297	PRR Mikado.....	299.99
6-81299	Chessie Mikado.....	299.99
6-81302	C&O Hudson.....	299.99
6-81303	UP Hudson.....	299.99
6-81304	CN Hudson.....	299.99
6-81309	SP Pacific.....	299.99
6-81311	Alaska Pacific.....	299.99
6-82164	BN NW2.....	249.99
6-82166	Southern NW2.....	249.99
6-82414	CNI Camelback.....	359.99
6-82416	LV Camelback.....	359.99

LIONEL READY-TO-RUN TRAIN SETS

6-30162	Thomas Christmas R/Set.....	139.99
6-30183	Scout Remote Set.....	199.99
6-30190	Thomas Remote Set.....	139.99
6-30205	Silver Bells Remote Set.....	219.99
6-30206	Area 51 Remote Set.....	219.99
6-30214	Peanuts Halloween R/S.....	239.99
6-30217	SP Black Widow Freight Set.....	329.99
6-30218	Polar Express Remote Set.....	299.99
6-30221	Diesel Remote Set.....	139.99
6-30233	PRR Flyer Remote Set.....	199.99
6-30166	Coca-Cola General Set.....	229.99
6-81031	Dinosaur Remote Set.....	129.99
6-81263	CNI Remote Pass. Set.....	279.99
6-81259	Broadway Limited R/S.....	299.99
6-81264	Western Union General Set.....	299.99
6-81266	Amtrak Pass. Remote Set.....	329.99
6-81279	Albert Hall Remote Set.....	299.99
6-81284	Frosty Remote Christmas Set.....	249.99
6-81287	UP Junction Remote Set.....	129.99
6-81288	Pet Shop Remote Set.....	129.99
6-81395	Kinkadee Remote Set.....	299.99
6-82188	Metro North M-7 Set.....	259.99
T1428RRDOT	Tony Stewart Set.....	129.99
T4828RRLOJ	Jimmie Johnson Set.....	129.99

AMERICAN FLYER S-GAUGE

6-42532	Reading SD70 Non-Pwr.....	99.99
6-42580	BNSF ES44AC.....	399.99
6-48089	Clinchfield Challenger.....	699.99
6-48572	Christmas Gondola.....	24.99
6-48573	A/F Lines Caboose.....	24.99
6-48576	Flat w/Milk Containers.....	24.99
6-48835	Cub Scout Boxcar.....	24.99
6-48836	Eagle Scout Boxcar.....	29.99
6-48846	Gilbert Mines Mint Car.....	24.99
6-48863	CN 3-Bay Hopper.....	44.99
6-48864	ATSF 3-Bay Hopper.....	44.99
6-48865	Frisco 3-Bay Hopper.....	44.99
6-49053	A/F Lines Searchlight Car.....	29.99
6-49082	C&O Dump Car.....	49.99
6-49624	Defender Set.....	349.99
6-49632	Polar Express Set.....	319.99
6-49876	Water Tower w/Shed.....	64.99

6-49945	DRGW Baggage Car.....	34.99
6-49972	Polar Baggage Car.....	54.99
6-49973	Polar Abandon Toy Car.....	54.99

LIONEL POWER & CONTROL

6-37921	ZW-L Transformer.....	719.99
6-14295	Legacy #990 Set.....	349.99

WILLIAMS BY BACHMANN

WIL22107	NH 44 Toner.....	89.99
WIL22114	Burlington 44 Toner.....	89.99
WIL22902	ACL GP30.....	149.99
WIL42601	Solarex Billboard.....	59.99
WIL42602	Plasticville Billboard.....	59.99
WIL42603	WarBonds Billboard.....	59.99
WIL42612	Twin Lamp Posts 2Pk.....	14.99
WIL43053	GN Alum 4Pk.....	139.99
WIL43061	C&O Alum 4Pk.....	139.99
WIL43069	UP Alum 4Pk.....	139.99
WIL43151	ACL Alum 4Pk.....	199.99
WIL43158	NYC Alum 4Pk.....	199.99
WIL43171	Texas Special Alum 4 Pk.....	199.99
WIL43464	NP Madison 4Pk.....	99.99
WIL43470	CN Madison 4Pk.....	99.99
WIL43473	NH Madison 4Pk.....	99.99
WIL47117	Circus Tank Car.....	34.99
WIL47411	Elephant Stock Car.....	34.99
WIL47412	Horse Stock Car.....	34.99
WIL47755	Circus N5c Caboose.....	34.99

WOODLAND SCENICS

BR5841	Lubener's General Store.....	99.99
BR5842	Harrison's Hardware.....	99.99
BR5843	J.W. Cobbler.....	103.99
BR5844	Corner Emporium.....	111.99
BR5845	Country Store Expansion.....	119.99
BR5846	Deuce's Bike Shop.....	119.99
BR5847	Davenport Dept. Store.....	127.99
BR5848	Morrison Door Factory.....	135.99
BR5849	Ethyl's Gas & Service.....	127.99
BR5850	Sully's Tavern.....	119.99
BR5851	J. Frank's Grocery.....	119.99
BR5852	The Depot.....	135.99
BR5853	Dugan's Paint Store.....	103.99

MODEL POWER

MP6171	36 Unpainted Animals.....	4.99
MP6055	Passenger Figures.....	4.99
MP6059	4 Horses.....	4.99
MP6069	Deacon & His Flock.....	4.99
MP6149	Crime Scene.....	4.99
MP6173	Pastor & Congregants.....	4.99
MP6175	Cow & Calves (B&W).....	4.99
MP6178	Walking Figures.....	4.99
MP6181	Masons & Bricklayers.....	4.99
MP6182	People Waving.....	4.99
MP6183	Market Workers.....	4.99
MP6184	County Road Workers.....	4.99
MP6193	Prisoners (B&W Stripes).....	4.99
MP6194	Prisoners (Orange).....	4.99
MP6195	People Eating.....	4.99
MP6196	Postal Workers.....	4.99
MP6197	City Park People.....	4.99
MP6198	Homeless People.....	4.99
MP6352	Mr. Rodgers House.....	14.99
MP6365	Lighted Lighthouse w House.....	39.99



TRACK IS BACK!

For over 60 years, Atlas has been a leader in the world of model railroading, with roots in model railroad track and accessory making through invention, innovation and ingenuity. Atlas manufactures track and accessories, as well as locomotives and rolling stock, in N, HO and O scales - our Atlas O 21st Century Track system set new industry standards!

For more information on these and other high quality Atlas track and accessory items, please visit our website, www.atlasrr.com or visit your local hobby shop!


Arriving Track

CODE 215 3-RAIL TRACK


- 6011 0-81 FULL CURVE (16 PCS. TO CIRCLE)
- 6013 0-90 FULL CURVE (16 PCS. TO CIRCLE)
- 6016 0-108 FULL CURVE (16 PCS. TO CIRCLE)
- 6040 BUMPER (2 PCS./BOX)
- 6043 0-27 FULL CURVE (8 PCS. TO CIRCLE)
- 6062 0-72 FULL CURVE (16 PCS. TO CIRCLE)
- 6066 0-36 FULL CURVE (12 PCS. TO CIRCLE)
- 6072 0-72 REMOTE WYE CUSTOM SUPREME SWITCH - LEFT
- 6073 0-72 REMOTE WYE CUSTOM SUPREME SWITCH - RIGHT
- 6090 TERMINAL JOINERS (1 PR./BAG)
- 6092 BLACK RAIL JOINERS (16 PCS./BLISTER)
- 6093 INSULATED RAIL JOINERS (16 PCS./BLISTER)

CODE 148 2 RAIL SCALE TRACK


- 7014 49.5" RADIUS FULL CURVE (16 PCS. TO CIRCLE)
- 7090 TERMINAL JOINERS (1 PR./BAG)




Item #6011 - 0-81 Full Curve




Item #6062 - 0-72 Full Curve




Item #6043 - 0-27 Full Curve



Item #7014 - 49.5" Radius Full Curve



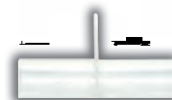
Item #7090 - Terminal Joiners (1 pair)



Item #6040 - Bumper (2 pcs. - track not included)




Item #6092 - Black Rail Joiners
(16 pcs.)



Item #6093 - Insulated
Rail Joiners (16 pcs.)



Call Atlas at 908-687-0880 to request a copy of the latest All Scales Product and Track & Accessory Catalogs!





Williams by Bachmann EMD GP38

Review and Photos by George Brown



Several years ago on these pages, I reviewed a Williams by Bachmann GP38 decorated in the colorful red and white livery of the GM&O. Today, the simple and sturdy model of the EMD GP38, which many O gauge railroaders have enjoyed for years in a variety of road names, is still being manufactured. Road names in the most recent release of the GP38 are Canadian National, CSX, and Union Pacific in addition to the ever-popular Santa Fe

featured in this review. This edition of the Williams by Bachmann (WbB) GP38 has subtle improvements over the earlier models such as the white paint on the grab portion of the handrails on our evaluation sample. And then there's the major advancement in the form of prime mover sounds from WbB's signature True Blast Plus 16-bit polyphonic sound system, which is just about as simple as the rest of the locomotive.

Prototype Notes

Between 1966 and 1986, EMD delivered over 2,900 of its 2000-hp GP38 series of four-axle road switchers to the rail transportation industry. This series included the original GP38 and the improved GP38-2, which featured a new modular electrical system, improved cooling system, and other changes for reliable operation.

Most of the changes between the original and the dash-2 versions of the GP38s were internal with few external clues to differentiate the two. Those subtle visual differences included a sight glass in one of the access doors on the right side of the body under the radiator grille, which made for easy visual checking of the coolant level. Other visual indications of the dash-2 variant are the single-panel radiator grilles on each side of the body and the bolted battery box cover located under the right-side walkway just ahead of the cab. The original GP38 had no coolant-level sight glass, two short radiator grilles on each side, nor a hinged battery box cover.

Both the original and dash-2 versions were powered by the then-new nonturbocharged 2-stroke V-16 model 645 prime mover. EMD locomotives prior to the GP38 series used the venerable but power-limited 567 prime mover that dated back to the original 1350-hp FT carbody diesels of 1939. The WbB model represents a GP38-2.

For your next round of EMD trivia pursuit, locomotives with two or four small exhaust stacks are powered by the so-called normally aspirated diesel engines. These engines were actually equipped with a Roots type of gear-driven supercharger in their induction system. Those early EMD prime movers that expelled their exhaust gases through a large single stack were turbocharged for greater power output from same-displacement diesel engines. Additionally, the prime mover model numbers of 567 and 645 reflect the cubic inch displacement of each cylinder, regardless of the number of cylinders in the engine.

Stay with me for a brief road-hopping history of the real Santa Fe #2372—it's a ride and a half. The prototype for our model of Santa Fe #2372 was built in June 1977 for the Toledo, Peoria, & Western Railway as the road's #2003. The Santa Fe acquired the Geep as part of its merger with the TP&W in 1983 and initially assigned #3563 to it. In 1985, the #3563 was renumbered to #2372 and repainted to the SPSF Kodachrome color scheme in anticipation of the merger between the Santa Fe and Southern Pacific, which ultimately failed. In 1990, #2372 was again repainted, this time in the Santa Fe's second-generation blue and yellow freight scheme, which is also the paint scheme on the WbB model. Two years later in 1992, the Geep was sold to locomotive and railcar leasing company GATX where it retained its #2372 cab number. From GATX, our road-hopping Geep then went to the Kansas City Southern as #4031 where it was later renumbered to #2034. The locomotive remains in service today, or at least at this writing in early fall 2015. Several photos taken in August 2015 and displayed on the Internet show KCS #2034 at work and wearing the road's distinctive Southern Belle livery.

Construction and Features


In my past reviews of locomotives from WbB, I've extolled the simple and sturdy construction of these models, and the 1:48 scale-sized GP38 is certainly no exception. One of the principal attributes of WbB road switchers, including the GP38, is the



Williams by Bachmann GP38

Features and Details

- Dual DC can motors with flywheels
- Die-cast truck blocks with bronze axle bushings
- Metal drive gears
- Die-cast truck side frames, pilots, and fuel tank
- 6-amp electronic reverse unit with direction lockout
- True Blast Plus 16-bit digital sound of the
EMD prime mover
- Horn
- Bell
- Glazed windows
- Separate horns
- Die-cast thumbtack-style operating couplers
- Four traction tires
- Spare traction tires and light bulb
- Operation, maintenance, and parts documentation



cost and thereby retail price, no external provision exists for controlling the sound volume. Although I frequently enjoy realistic sounds of working diesel or steam locomotives regardless of the manufacturer, after a while they tend to get...uh, let's call it bothersome, at which time I like to either lower or mute them.

As with all WbB locomotives, the reverse unit converts the AC track power to DC for the motors and powers up in forward with the operating sequence of forward, neutral, reverse, neutral, forward. For the headlights, a bayonet type of incandescent light bulb is at each end of the frame and is powered by the track voltage.

Four easily accessed self-tapping screws hold the body to the .055" thick, single-piece stamped steel frame. All the handrails are part of the frame stamping and are formed up 90 degrees to the base. The frame and handrails certainly don't present themselves as prototypically accurate, but then I have always viewed WbB diesel locomotives as built for strength, simplicity, and moderate cost, not scale fidelity.

A single screw holds the motor to the monolithic truck block, so periodic servicing of the worm and gear with a light grease is an easy project. Of course, the bronze bushings for the axles and the center-rail pickup rollers are easily lubricated with a pinpoint oiler. As a side note, I like Permatex White Lithium Grease #WL-9 for the gears, Labelle #107 for the axles, and Labelle #108 for the roller pins.

Both the satin-finish paint and the crisp decoration on our evaluation sample were excellent. Upon close inspection, I could not find any voids, orange peel, or overspray, nor did I detect any detail-muting buildup of the paint. I especially liked the blue painted walkways and underside of the Geep's frame, which made the model much more realistic. I have a pair of Williams 1997-vintage Santa Fe U33Cs that have all-yellow frames. The visual difference between the new GP38 with its blue and yellow frame and these voting-age U33Cs is dramatic.

inherent resistance to major physical damage from accidents, inattentive handling, or careless storage.

The locomotive's one-piece body is thick ABS plastic with almost all of the details molded into it. These details include the cooling grilles, grab irons, number board frames, latches and hinges on the crew entry and maintenance access doors, and even the fan blades inside the fan housings. Separate components are the molded plastic five-chime horn, red marker lenses, and clear plastic window insert. On the window insert, which fits inside the cab, crisp ridges are molded in and precisely painted to represent window frames on each side of the cab.

Inside the body a motor is mounted on each truck and drives both axles through a metal gear train. On each truck, the wheelset closest to the fuel tank has two rubber tires for improved traction. Mounted between the dual motors are electronic printed circuit boards for the reverse and sound units plus the speaker. A slide switch accessible from underneath the locomotive selects either full operation of the reverse unit or locks it into a specific direction. I'm reasonably sure that as a concession to production



At Trackside


The big question is how did our evaluation GP38 stack up against the several WbB and Williams locomotives I own in addition to those I've reviewed previously? In a word and if I may imitate Kellogg's Tony the Tiger—grrreat! At the initial power-up on the editorial Carpet Central Railroad with a reasonably heavy freight train coupled to it, the Geep started the sounds of the EMD prime mover and moved forward as smoothly as any of my well broken-in WbB or Williams diesels. As I've mentioned in my previous reviews of WbB diesels, the new True Blast Plus sound system produced the prototypically correct eight synthesized "rev" levels that are identifiable as from an early EMD prime mover. Plus the system generated rather neat sounds of a multi-chime horn and a bell. Advancing the throttle lever on my ZW not only made the engine go faster, but it also automatically increased the revs at voltage levels predetermined within the sound system. Conversely, retarding the throttle decreased the rev levels. Both the horn and bell responded reliably to my pressing the respective button on the transformer.

Unless the Geep is loaded really heavily, it could likely go fast enough to leave the rails in a curve before the sound system gets much past the so-called run 4 or 5 of the rev levels—the 4th or 5th step. Yes, the GP38 is geared quite tall and is thereby a confirmed speed merchant, as are most WbB and Williams diesels. Plus, considering its moderate weight, our model of Santa Fe #2372 proved to be a competent puller. It's no "streetcar" in that the Geep is not only fast but also has some muscle.

Because the incandescent lighting is track-powered, it's fairly dim at low voltage and gets brighter as the track voltage is increased. Additionally, the headlights at both ends of the locomotive are illuminated whenever there is power on the track.

As to the GP38's overall physical size, I coupled it to a dummy Atlas O scale GP60B in a multiunit lashup. The two units coordinated with each other amazingly well. In fact, the Santa Fe duo was a visual delight pulling its train on one track alongside a pair of 1:48 scale Santa Fe SD40s that were working on the adjacent track. On the CCRR's Atlas O54 and O72 curves and turnouts, the GP38 was truly a handsome locomotive at the point of a late 20th-century freight train, or even a contemporary one of the 21st century. It also looked and ran good on a temporary loop of O36 curves and turnouts. According to details displayed on the Bachmann website, the GP38 model will negotiate curves down to O27.

At the End of the Run

For the O gauge railroader who likes to run conventionally controlled locomotives that are technically simple in addition to being physically rugged, the GP38 from Williams by Bachmann is hard to beat. A search on the Internet showed prices in the range of \$260–\$320 advertised by several model train dealers. 

21225 Santa Fe GP38 #2372

Suggested retail price: \$419.95 at Williams by Bachmann dealers

Bachmann Trains; www.bachmanntrains.com

Williams by Bachmann GP38 Performance

(sound: on)

Length: 15-1/2" over couplers

14-1/2" between end sills

Distance Between Pickup Rollers: 7-3/4"

Weight on Driving Wheels: 4 lbs, 9 oz

Tractive Effort:

1 lb, 14 oz @ 9.0 VAC, 4.4 A, 39.6 W

Minimum Sustained Speed:

16 scale mph @ 6.3 VAC, 1.1 A, 6.9 W

Maximum Tested Speed:

60 scale mph @ 10.9 VAC, 2.6 A, 28.3 W

Minimum 3-Rail Curve: O27

Power Transformer: Lionel ZW-L

Control System: Transformer-controlled conventional operation

Test Train

15-car mixed freight; train weight 13 lbs; pull to move train 7 oz; recent-production O scale cars from various manufacturers

BEAUTIFUL BRIDGES



"Just Like Real"
Model Building Services
Models Built By Stu Gralnik

264 Marrett Rd., Lexington, MA 02421-7024
 (781) 860-0554
 E-mail: stu@modelbuildingservices.com
 Web site: www.modelbuildingservices.com



Norm's O Scale

www.normsoscale.com

One of the **LARGEST** dealers in O Scale in the world.

WE BUY, SELL & TRADE.

Deal in **BRASS** as well as Die Cast & Plastic Models.

Our Hours:
Webstore: 24/7/365
Retail Store: Fri & Sat ONLY 9am - 5pm
Office: Mon - Fri 9am - 5pm
(207) 655-2550



OGRE Modeling, LLC.



LEDs • Custom Buildings
www.ogremodeling.com



Introducing Series 1 Limited Production Buildings & Fronts

Features:

Laser cut and scored elevations, windows & doors
Clear glazing and individual floors; interior buildings interchangeable
Left & Right Corners (6" W x 9" T), Interior (1 @ 9" W x 12" T,
2 @ 4" W x 8" T, 1 @ 6" W x 9" T)
Buildings (6" deep) limited to 5 or less, Shadow Boxes (1" deep) limited to
5 or less, Fronts (1/4" thick) limited to 10 or less
Custom air-brushed textured cast stone & masonry finishes.
Multiple elevation, window styles & colors, and building finishes ensure
that no two series of buildings will ever be duplicated.

Todd Architectural Models & Layouts
P.O. Box 1002, Chatham, NJ
(973) 507-4072 • e-mail: toddmodel@mac.com
www.toddarchitecturalmodels.com

Laser Cut Control Panels • Custom Buildings & Fronts
Catalog Layout Construction • Laser Cut Windows
In-Shop (NJ) Construction Sessions

MODEL RAIL SCENES

**Ready Built Structures
Lighted & Weathered**
207-564-0705



www.modelrailscenes.com

John Deere 310SK Backhoe Loader



High Detail Design
1:50 Scale



\$34.95

Item #ER45456



DHS DIECAST

107 Karl St. Berea, OH 44017

800-591-1171
www.DHSDIECAST.com



J&R TRAINS

Your Source for Williams

Visit Us Online at

www.jrtrains.com

610.446.5733 • sales@jrtrains.com

Orders ship USPS; All orders add shipping
Visa, Mastercard, Discover & Paypal accepted
OGR - 283

Williams O Gauge

4-6-0 Baldwin Steam Locos.....	\$239.00
Ringling Bros. Rolling Stock.....	\$40-49
PRR Girls Steam Freight Set.....	\$375.00
Semi-Scale Pacific 4-6-2.....	\$349.00
Dash 9 w. Sound.....	\$289.00
RS3 w. Sound.....	\$275.00
GP30 w. Sound.....	\$239.00
GP38 w. Sound.....	\$249.00
SD90 w. Sound.....	\$210.00
Genesis w. Sound.....	\$229.00
Scale Alco FA-1 A/B w. Sound..	\$329.00
Alco FA-2 w. Sound.....	\$285.00
2332 Green 5 Stripe GG1.....	\$150.00
Chuggington Brewster or Wilson	\$199.00
Chuggington Rolling Stock.....	\$40-\$65
F3 AA.....	\$289.00



Scale 44 Tonner w. Sound.....	\$239.00
60' Aluminum Luxury Lines 4 Pk	\$279.00
60' Aluminum Luxury Lines 2 Pk	\$150.00
72' Heavyweights 4Pk/2Pk.....	\$200/\$100
Operating Cars.....	\$85.00
Remote for Operating Car.....	\$35.00
55 Ton Hoppers.....	\$40-\$45
Single Dome Tanks.....	\$35.00
Three Dome Tanks.....	\$35.00
Boxcars.....	\$40-\$45
Reefer Cars.....	\$40.00
Chase Cars.....	\$50.00
Front Runner.....	\$85.00
EZ Street Turnpike Set.....	\$149.00
EZ Street Cars/Vans.....	\$50/\$55
EZ Street Track and Acc.....	\$5-\$20
EZ Street Switches.....	\$46.00
Vending Machines.....	\$10.00
Barricades.....	\$20.00

Visit our website for up to date prices

www.jrtrains.com

It's Time To Build Your Dream Layout **MIANNE** Can End Those Benchwork Blues!



MODEL 04-30 (Partial View)

- Solid Hardwood Legs with Levelers
- Built up I-Beams for Superb Stability
- Unlimited Design Possibilities
- Just a Screwdriver to Assemble
- Changeable and Expandable
- Perfect for Apartment Layouts
- Any Size Layout, Any Scale Z to G

Remember: Great Layouts start with Great Benchwork

WWW.MIANNEBENCHWORK.COM

Visit us on the web or Send \$1 for catalog to:
The Foley Woodworking Company
78 Holman Street Attleboro, MA 02703




MARIO'S TRAINS™
THE SOURCE FOR THE ENTHUSIAST

Shop Online

mariostrains.com



Ameri-Builds



Bill's Place
AB-872 \$129.95



Granato's Grocery
AB-874 \$129.95



Burke's Building
AB-873 \$129.95



Lou's Cafe
AB-875 \$129.95

Fully Assembled and Lighted




First National Bank
AB-876 \$129.95

**6" x 6" footprint
about 9" tall**

**Order Today
1-800-980-6477**



**MADE IN
THE USA**



Ed's Hardware
AB-877 \$129.95

Shipping and Handling Charges

United States		Foreign
\$1 - \$50	\$9.00 S/H	\$18.00 S/H
\$50 - \$100	\$11.00 S/H	\$22.00 S/H
\$100 - \$200	\$13.00 S/H	\$26.00 S/H
Over \$200	FREE	FREE



"All major credit cards accepted"

Check us out on the Web at
www.ogaugerr.com



OGR Publishing, Inc.
33 Sheridan Road
Poland, OH 44514



Old No. 25, a customized Bachmann 2-8-0, blasts across the picturesque Elk River just east of town.

The New Spruce Coal & Timber Railroad

Article, Diagrams, and Photos by Joey Ricard

Although it can be a great achievement to complete a layout, I feel that it serves no purpose if it cannot be shared with others. That very philosophy produced the vision that enabled me to create the current rendition of the Spruce Coal & Timber Railroad (SC&T) in On30 gauge.

Unlike the original layout (Run 269, February/March 2014), my new layout was designed for larger locomotives and

rolling stock with even more emphasis placed on scenery and construction for a wider range of scenic elements. Both the original and new layout were set in Appalachian West Virginia and portray the years between 1901-1960 with no set date, time, or specific season other than the warmer months. The side-by-side specifications sidebars highlight the major construction differences between the two layouts.

Techniques and Concepts

My techniques and concepts are nothing new in the hobby, and many of them were, in fact, identical to those used on the earlier layout. All are the result of the hard work and tried-and-true techniques used by those dedicated hobbyists who came before me. Their experience has allowed me to utilize and expand upon their ideas to come up with my new layout.

The biggest challenge in the design and construction of the new layout was to incorporate all that I wanted in a given space that would still allow the layout to be portable. Although I have ample space in my workshop, a more important consideration relates to the space available in the trailer that is used to transport the layout to shows, meets, and other events. Layout scenes were planned accordingly and constructed to fit on separate cart-type sectional modules. Each module contains a specifically modeled scene, and all of them blend together with a natural appearance when joined to showcase the full layout.

Benchwork

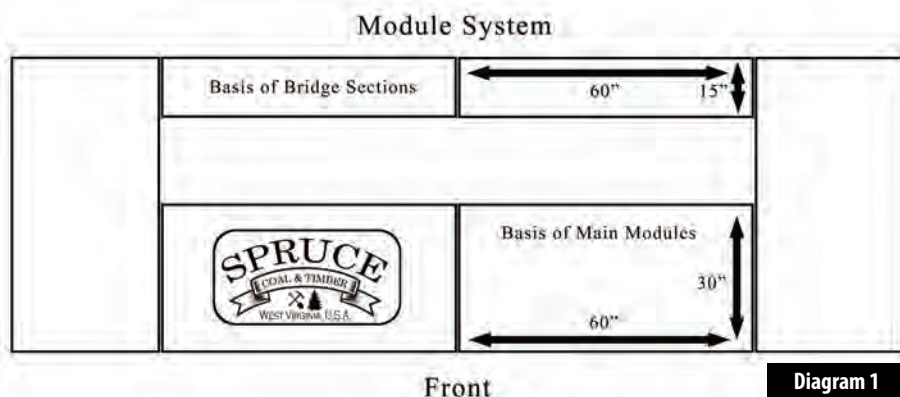
My new layout encompasses four separate modules, each measuring 60" wide by 30" deep and intended to be viewed from the front and each side (Diagram 1). It is usually placed against a wall and is designed so the back area can accommodate the addition of two more modules for future expansion. The back features two bridge sections that complete the loop out of the sight of viewers. Each module consists of a frame base that sits on a wooden cart with wheels for easy transport. The previous layout was designed this way and worked very well.

The height of the layout at the rails is about 55" above the floor, which is slightly higher than the previous layout. When the modules are placed together during setup, I use large wooden dowels to initially align them together. After both track and scenery are aligned, bolts with wingnuts securely fasten the modules together with a seamless effect.

Scenery and Structures

More than a dozen mini scenes are tied together in a series of dioramas, but when viewed from a distance, they come together for an overall theme of the layout. Each scene was designed to be viewed or photographed separately. If framed carefully, such scenes can be photographed individually and not include the others.

Realistic, scale-proportioned backdrops work directly with the foreground scenery to give the effect of life beyond the scenes. Interactive elements in my Trackage Scenery backdrops create roads and streams that actually seem to go somewhere.



Postmaster Melvin Richards takes a coffee break during a lull in the daily action at the Slaty Fork Post Office.



No. 25 passes the Spruce Coal Company tipple.



Here is a closer view of action at the Spruce Lumber reload. The loader crane, built from an HO flatcar and crane, is an adaptation of the popular Barnhart loaders used by many lumber companies in the eastern United States in the early 1900s.



No. 27, a customized Bachmann 2-8-0, rounds a tight curve as No. 22 prepares to take on water at the Slat Lick water stop. This scene is on an adjoining module.



Shay No. 9 waits for the crew to finish loading more logs at the Spruce Lumber reload.



No. 27 shoves empties up to the tipple in the late afternoon sun.

Specifications for the *Original* SC&T RR

Scale: 1:48

Style: Self-sufficient, modular, portable, sectional on carts

Size: 24" x 42" — approximately 7 square feet

Track: Hand-laid code 83 rail

Turnouts: Hand-laid, jig built, powered by Tortoise switch machines

Roadbed: 1/4" drywall

Benchwork: Frame-based open grid, mounted on wheeled cart

Fascia: 1/8" Masonite

Minimum Radius: 9" on main loop, 6-1/4" on siding

Scenery Base: Blue insulation foam (extruded polystyrene)

Control: DCC, NCE Power Pro System



The Slaty Fork Country Store features a detailed interior with lighting provided by incandescent bulbs and a 12-volt power supply that powers all the structures. The old soda cooler was scratchbuilt from basswood, and the bottle tops were created from pencil tips. Kitchen salt produces a realistic rendition of ice when glued in place with super glue.



No. 27 is spotting empties.



No. 25 blasts across the Elk River in the bright afternoon sun.



Rupert McCoy works the still in the hot afternoon sun.

Specifications for the *New SC&T RR*

Scale: 1:48

Style: Self-sufficient, modular, portable, sectional on carts

Size: 15' x 5'

Track: Micro Engineering Flex-Trak, Code 83 rail

Turnouts: Micro Engineering On30 Code 83, powered by
Tortoise switch machines

Roadbed: 1/4" drywall

Benchwork: Frame-based open grid, mounted on wheeled cart

Fascia: 1/4" pine board

Minimum Radius: 22-1/2"

Scenery Base: Blue insulation foam, plaster over screen

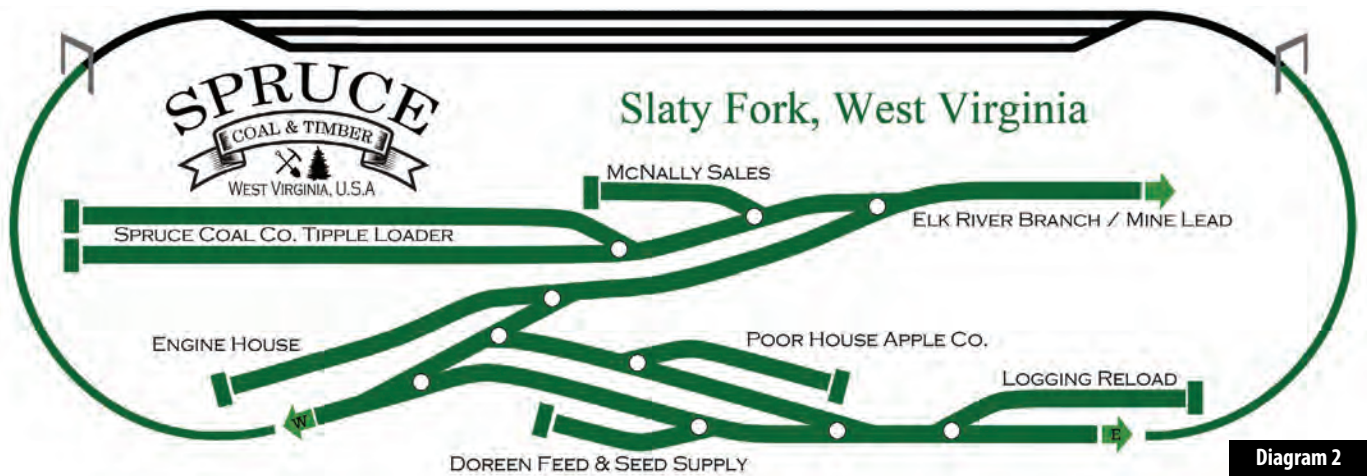
Control: DCC, NCE Power Pro System



A farmer is returning to his fields.



This is an early morning view of SC&T's only galloping goose. This unit is an executive inspection vehicle.



In starting over with the new layout, I made use of certain elements and features of the old layout including making full use of many of the previous scratchbuilt structures. Some new structures have also been added, and in most cases they were prototype structure kits that are currently being offered by my Trackage Scenery enterprise. All structures have interior lighting, in addition to some exterior and pole lighting.

Track

O scale in a small space can sometimes be challenging in terms of track placement. The fact that I was using On30 track and equipment helped, but making things work together and look right still required experimentation. In the end, I created a rural downtown switching area that flowed nicely and provided plenty of operational opportunities (Diagram 2).

On previous layouts, I always hand-laid my track and turnouts as this seemed to give everything a more realistic appearance. I have since discovered that my current track weathering techniques provide realistic results that are just as convincing with sectional track. I paint the rails with rust-colored chalk and the ties with white acrylic paint. I then dust the entire road-bed and track with black chalk for a dull and natural weathered appearance.

There are a total of ten powered turnouts on the scenery portion and seven hand-thrown turnouts are out of sight and housed on the rear bridge sections. Turnouts are controlled by a switch panel I built from a small glass picture frame. I used Berrett Hill Touch Toggles mounted behind a printed track diagram.



Jake Pauley is hard at work.



Station master Miller Allan and track foreman Matt Williams are on a mid-morning break at the Slaty Fork station.



Here is a long view from a neighboring hillside.



No. 27 shoves empties up to the tipple.

Electrical

The layout is built with a single-point power connection for track power and also features realistic sound effects. On the far right of the layout, mounted in a shack, is a 2"x 2" speaker that plays a mix of natural sound effects. This sound originates from a CD player mounted on a shelf underneath the layout and provides looped ambient sounds that include birds chirping, running water, howling wind, and various other natural sound effects. Occasionally, I mix in some bluegrass songs to really reflect the modeled area of rural Appalachia.


Locomotives and Rolling Stock

Locomotives on my new SC&T layout reflect a gritty backwoods railroad with a hard-working appeal. All of them have been painted, weathered, and decaled with the Spruce Coal & Timber logo and numbering. These locomotives feature DCC sound decoders. Currently, the layout runs with Bachmann On30, 2-8-0s and 4-6-0s, 4-4-0s, and Shays. Rolling stock consists of loaded and empty coal cars, boxcars, flatcars, and gondolas plus the usual cabooses and passenger coaches.

Operations

The new version of the SC&T layout provides lots of action in and around Slaty Fork. There is no shortage of assignments for operators, and it is not uncommon to see three or four locomotives working separate jobs at the same time.

Coal mine operations are centered on the Spruce Coal Company tippie located in the downtown area. Empties are shuffled in while loads are dragged out and taken to a spot in the rear of the layout. A local train picks up and sets out cars at the various industries including McNally Sales, Poor House Apple Co., Doreen's Feed & Seed, and Jake's. On one side of the layout is the Spruce Timber Company log reload that is serviced daily by the Shay-powered log train, which arrives from and disappears to the rear of the layout. A gas-powered boxcab leads a daily maintenance train that works to protect the right of way. Additionally, a passenger train made up of a locomotive and Bachmann coaches makes a daily stop in picturesque Slaty Fork.




A coal train makes a mainline water stop in this view.



Moe's Garage, Slaty Fork Country Store, and Doreen Feed & Seed are seen in this panorama view.



I mentioned in my previous article that building that first version of the SC&T was one of the most exciting model railroad projects I had done in many years. This new version of the layout was an extreme challenge in terms of time and space, but ultimately it has multiplied that sentiment many times over. I pushed my skills to the limit, and in the end it has rewarded me with new friendships, new opportunities, and most importantly the chance to share my adventures in model railroading with others. 



Large wooden dowels were used to align the modules and keep them tightly together.



This photo shows the outside photography staging for the images you see in this article. It shows how the wheeled carts create a layout from individual modules.



This poster shows the audio system's configuration.



About the Author

Joey Ricard works as a photographer and graphic artist in West Virginia and also owns Tracksides Scenery (www.tracksidescenery.com), which produces model railroad products with an emphasis on backdrops. Visit his Spruce Coal & Timber Railroad blog at www.facebook.com/sprucemodel in addition to the how-to and scenery demonstration at www.youtube.com/tracksidescenery. He also enjoys spending time in the great outdoors with his better half, Doreen.

Ready Kilowatts


Article and Photos by Daniel Kleine

The MTH RailKing 2-Piece Generator Set (#30-50028) is generally used as a railcar load (Photo 1). It is a nice accessory as is, but painting and weathering brings out the detail, and adding an exhaust pipe and muffler makes it an even more realistic piece of trackside equipment. I used this item as a backup electric generator near my roundhouse. Backup and add-on generators can be used in just about any area where a consistent and dependable flow of electric power is required. With the addition of a concrete pad, fence, and fuel tank positioned nearby, these generators make interesting little accessories that can be employed in a variety of layout scenes.


There are two generators in the MTH blister pack. I could paint two almost as quickly as one, so I proceeded with both. I started by removing the control panels from the castings. I airbrushed Armour yellow on the engine and generator portions to provide a base color and hand brushed the control panels with Pacemaker green (Photo 2). Then I hand painted the detail items using grimy black, gray, rust brown, and other colors. Weathering washes and powders were then



1



2



3

used to tone down the overall effect. There are lots of photos of generators on the Internet for painting and weathering ideas. I made an exhaust pipe and muffler with two pieces of brass tube that I stuck into a piece of plastic tube. The plastic tube had a thick wall, making it look like a muffler. Cutting the brass tube at an angle and bending it slightly added interest. A coat of rust brown paint makes the pipe and muffler assembly look rusted (Photo 3).


Making the Pad

Any thin plywood or hardboard can be used to make the concrete base. Cut the base to size and mark out 15 holes for the fence posts and 2 holes to screw the generator to the base. To make this easier, computer drawing software could be used to create a drilling template and then printed out and temporarily glued to the base material. By drawing a template you can adjust the pad size and post spacing to your liking. Painting the base a concrete gray and weathering it with washes and powders makes it ready for the posts.

Making the Fence Posts

Code 55 rail is used for the fence, with brass rod, tulle, and copper wire for the gate. Either HO or N rail can be used to make believable O scale fence posts. Rail drills and solders well and is readily available. Code 55 rail is harder to drill than the larger sizes but yields a more realistically sized post in O scale. To drill the postholes in the base, use a #56 bit for Code 55 rail (Photo 4). You want the hole slightly smaller than the rail size so the posts fit snugly to the base. You may want to experiment on a piece of scrap material before choosing a drill size. A 1.6" rail translates to a 6' 4" post in O scale—a 6' high fence with a little extra to insert into the base (Photo 5).


I made a wood block cutting guide to produce reasonably consistent fence posts. A piece of shrink tube or tape can be used to mark the drilling depth. This drill bit should be a slightly larger diameter than the rail. I used a #49 bit, drilling a hole straight into a piece of scrap wood to the marked depth. It may take a couple of attempts to get the right depth (Photo 6).




4




5




6




7



8




9




10

To cut the posts, insert a piece of rail into the wood block and clip it off flush with the top of the wood (Photo 7). When cutting the posts, try to be consistent with the cutting process and make a few extra. Check the posts for consistent height by lining them up between two rulers, filing down any that are too long and recycling any that are too short.

Add a pipe along the top to make the fence look more realistic. Drill a hole into each post slightly larger than the rod that is being used as pipe (Photo 8). For .032" wire, use a #65 bit, spacing each hole the same distance from the top of the post. A drill press and a jig is pretty much a requirement for this step. Sliding the posts onto a rod as they are drilled makes it easier to keep track of them and verifies that they are drilled properly (Photo 9). To make the post and pipe parts easy to solder, soak and agitate them in a jar of clean, full-strength household ammonia (Photo 10). Follow the warning label on the bottle. Use an old strainer to drain



11



12



13

and rinse the parts with hot water, allowing them to dry thoroughly on a clean rag.

Planting the Posts

Dip the bottom of each post in a little slow-drying glue and press each of them into the predrilled holes on the base (Photo 11). Set the corner posts at an angle and the line posts with the large edge parallel to the base edge. Square up and straighten the posts and then thread the pipe (brass rod) through the holes in the posts, leaving them a little long on the corners.

Apply some flux to each joint, verify that everything is square and straight, and solder each joint with a 23-watt pencil iron and 60/40 solder. After the solder has set, clip the rod flush with the post corners as needed. Make a gate with copper wire and bend it around a dowel. It may take a few attempts to get it right. Solder the gate into place, open or closed as you like (Photo 12). Rinse the joints with hot water to wash off any remaining flux and set the assembly aside to dry.

Stretching the Fence Fabric

Cut the tulle so the pattern is diagonal, like chainlink fence, making it a little wider and longer than necessary. Stretch the fabric around the posts and fasten it with thread. Then trim the fabric to size with scissors. Paint the posts and fabric with a combination of silver and rust.



14



15

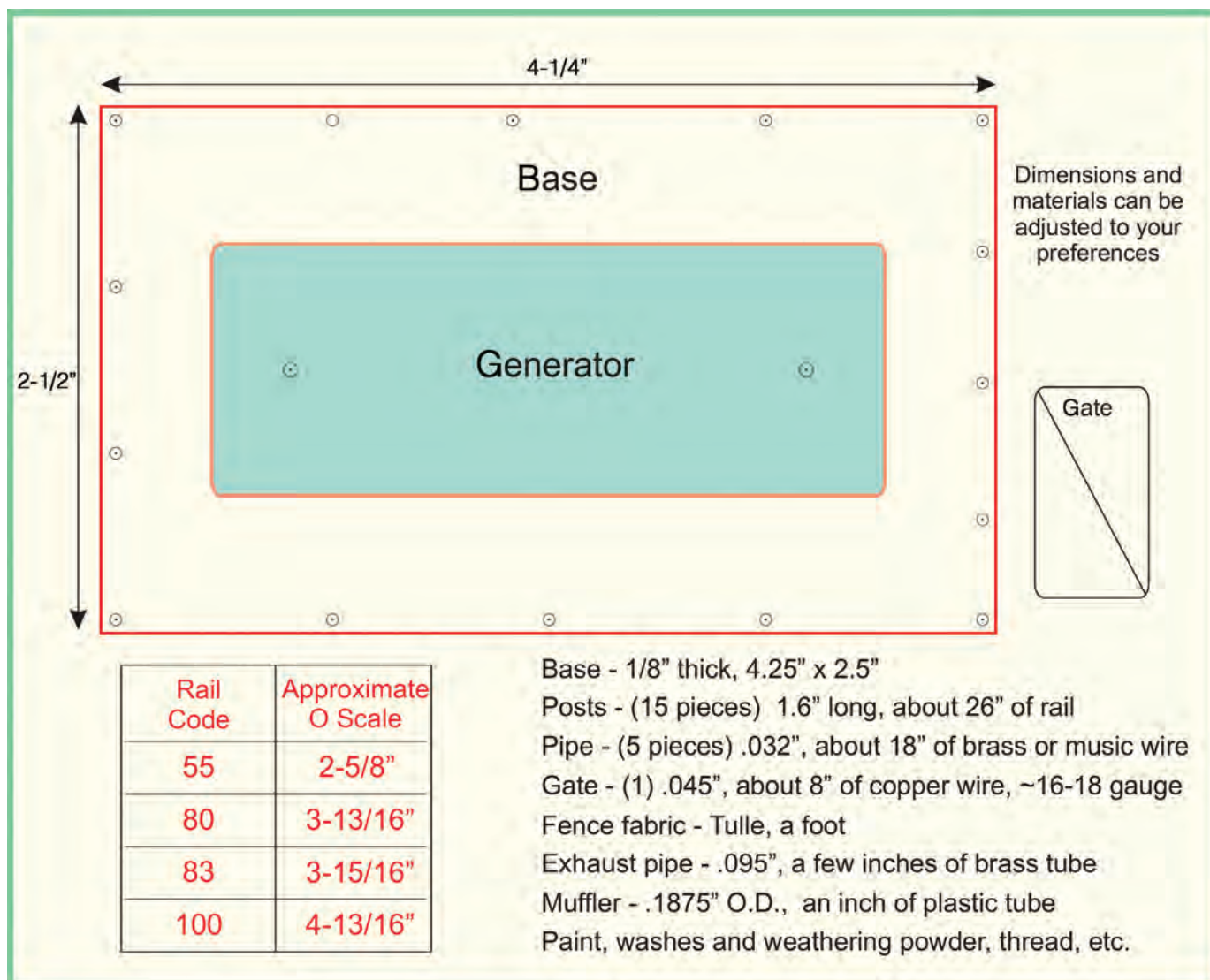
Finishing Touches

Screw the painted generator to the base (Photos 13 and 14). To complete installation on my layout, I cut a Lionel insulator in half and glue the halves to the top of the control panel (Photo 15). Black thread running from the insulators to a pole connected the generator to the grid. A fuel tank nearby was made from a piece of dowel, rivets, and scrap wire.

Other than the generator, the materials used for this project came from my scrap collection (Photo 16). You can adjust the design and dimensions to utilize parts you have on hand. For example, music wire will also work in place of the brass rod. Many variations and configurations are possible. I am planning to use the other generator from the MTH set as backup power for my grain elevator. I will place this one on a larger concrete pad with an 8' high fence, Code 80 posts, and a corrugated metal roof. Best of all, the techniques used here can be applied to other creative projects. 🛠️



16



The Chicago Pacific Railway



A Rio Grande excursion train headed by early steam power contrasts with that road's early diesel power operating in the background.

PHOENIX RISING

Article and Photos by Carl Rygiewicz

The Chicago Pacific Railway is an operator's layout using Lionel and MTH trains, Lionel tubular track, and Lionel and American Flyer accessories in a prototype railroad setting. Scenery is inspired by Colorado prairies, mountains, and canyons. The steam to first-generation diesel era is modeled with focus on western roads operating between Chicago and the Pacific coast. When my wife, boys, and I built a house with a nice dry basement, I

developed plans for a huge D&RGW HO empire. Alas, this never got beyond the planning stage.

After my parents sold their house and my brother brought my boyhood trains to me at Christmas in 1972, I opened the boxes to show my sons my childhood treasures. I was overcome by a wave of nostalgia as the embers of my boyhood Lionel dreams burst into flames. Like a phoenix, visions of a vast Lionel empire rose again.

That dream layout would become the current Chicago Pacific Railway.

I began pursuing my dream layout in earnest during the following spring. I thought about past layouts and realized that boredom and loss of interest would result if a toy train layout with endless loops and meaningless routes was built. My layout had to have a purpose and offer prototypical operation. Why not build a model railroad using Lionel equipment



From motive power to rolling stock to scenery, the layout has a distinctly western U.S. flavor.



Postwar Lionel operating cars, such as this twin-bin dump car, see plenty of action on this operation-oriented layout.



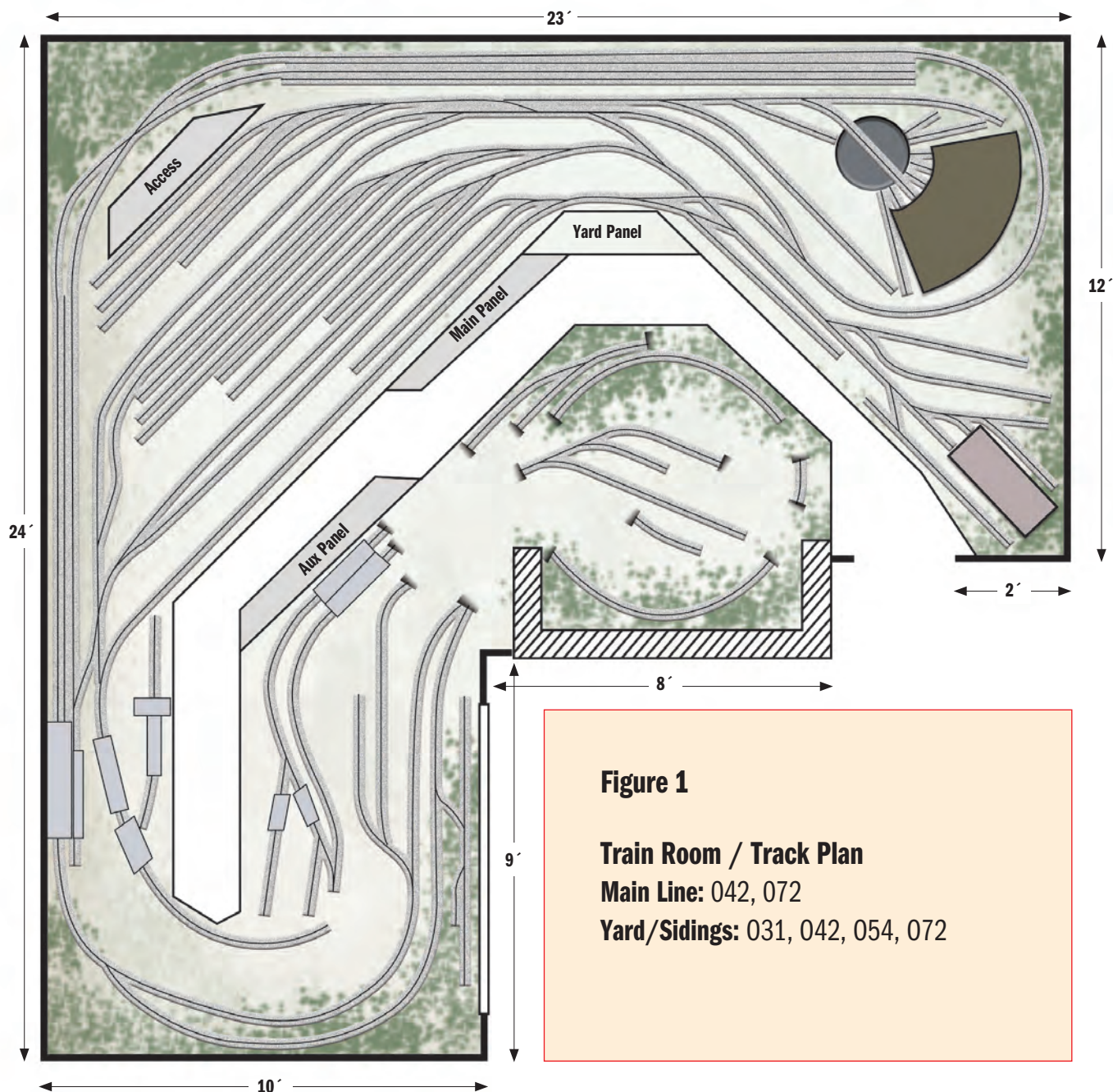
This overview shows one section of the layout.

complete with realistic scenery like the Lionel showroom layouts I admired as a youth? Lionel's accessories and operating cars could provide plenty of industry and operating potential, and they had to be a prominent feature of my layout. I studied *Frank Ellison on Model Railroads*, John Armstrong's *Track Planning for Realistic Operation*, and Bill McClanahan's *Scenery for Model Railroads* and identified the basic layout elements I wanted.

Track Plan and Benchwork

The layout is located in a 400 square foot L-shaped room. I chose sectional O gauge tubular track. The layout table area was drawn on a floor plan of the train room with main lines, sidings, and yard areas sketched in to see what would fit. After iterations to allow for industrial sidings, accessories, switch motors, yard tracks, grade adjustments, and other clearances, a final track plan was drawn. Figure 1 shows the as-built track plan. This plan consists of two folded dogbone loops, each with two passing sidings connected by a pair of switches wired together to make a single, long, continuous, twice-around, multilevel loop with four passing sidings. A 3 percent spiral reverse loop between the upper and lower loops reverses direction of trains between the two loops with a 10" change in elevation. A reverse crossover near the main terminal also reverses direction of trains. The track plan has a passenger terminal and yard, a freight terminal and classification yard, a diesel engine yard, and a steam engine yard with a turntable and a roundhouse. Various industrial spurs are located along the sidings.

The open-grid benchwork is made of rectangular modules of 1x4 lumber supported by 2x4 legs with 1x2 cross braces bolted together after being leveled by leg height adjustments. All lumber is fastened together with screws. The basic table is 33" above the floor. Terminals and yards are on the main level 40" above the floor, and the upper siding is 47" above the floor. The roadbed base is 1/2" plywood supported by 2x4 risers in the level terminal, yard, and siding areas. Graded single tracks are 4" wide plywood strips supported by 1x4 risers. Homasote, glued to the plywood with track fastened with screws, provides a quiet roadbed.



I used Lionel O22 and O72 switches for their versatility and nonderailing features, which fit with my plans for signaling and train control. I cut switch bases back to provide closer spacing for greater track densities in the yards.

Control Panels

Three control panels are spaced so multiple operators can run the layout without physical interference. The main panel has ZW transformers and track controls for the main line and main

freight siding. The yard panel has track and accessory controls for the passenger, freight, and engine yards. The auxiliary panel located along the lower-loop siding has a Lionel 1033 transformer and controls to operate trains between the upper and lower industrial spurs via the reverse loop independent from the main panel.

Electrical

The layout is powered by a dedicated 20-amp circuit distributed to a master on/off switch that routes power to an outlet

bus strip under the yard panel and a four-plug outlet box at the auxiliary panel into which all transformers and power supplies are plugged.

There are four type Z transformers located on a shelf under the yard for power to switches, UCS, accessories, and lamps. Lionel type R and V transformers located at the auxiliary panel power the coal mine, accessories, lamps, switches, and UCS on the upper and lower sidings. Two 24-VDC power supplies provide relay power, and a variable output DC power supply powers the turntable.



Bridges of all types, most of them from Lionel, span sections of all levels.



A logging train moves between tunnels on the high level.



A load of culverts will be moved to the Lionel culvert loader/unloader soon after that flatcar behind it receives its load of freshly milled lumber.

Power is categorized according to function: track, block, switch, UCS, lamp, signal, accessory, turntable, and relay. Some are divided into subcategories such as automatic and operating accessories, mainline and yard switches, and so forth with wire color coded accordingly. Power and ground are distributed by 10-12 AWG wire from the transformer binding posts to terminal blocks and a single-point common ground copper bar located near the control panels. From there, wires are distributed to other terminal blocks located at strategic points around the layout from which track connections are soldered with 10-16 AWG wire, and accessory and switch voltage plug connections are 18-20 AWG wire.



This yard accommodates both freight and passenger cars.



The road names represented reflect the steam-to-diesel transition era.



Western scenery dominates in the mountain section.

Track power is supplied by three ZW transformers. One ZW powers the freight and diesel engine yards by one handle and the passenger and steam engine yards by the other handle. Two ZWs power the main line that is divided into four power zones, each controlled by a ZW handle. Each zone is the single track running between passing sidings. Track power is switched by an AC relay into the siding track the train is entering; that is, power follows the train into the siding thereby providing independent control of it through the siding. Power to insulated track blocks is provided by the ZW accessory control with the dials set to 6–8 volts, which is just enough to keep E-units alive. When the block goes dead, a relay switches main track power to low-voltage block power thus preserving the train's direction until the block goes active again.

Signals and Interlocking

A diode-relay logic train control system allows multitrain bidirectional operation chosen because it is simple, reliable, and interfaces easily with 3-rail operation. Insulated track sections sense the presence of trains and control DC



It's evident that the Denver & Rio Grande Western is a favorite road.

relays to provide location and direction signals. AC relays across the switch motor terminals sense switch position to provide routing signals. These signals are processed to control and interlock the movement of trains.

Each pair of siding entry switches is wired to throw together so trains traveling in opposite directions enter the siding on opposite tracks and safely pass. A train cannot leave the siding until the other train has cleared the entry switch, nor can the train proceed to the next siding if the track between sidings is occupied by another train traveling in the opposite direction. All siding blocks also have a switch for manual control.

All trains traveling in the same direction are rear-end protected by a conventional block control scheme. If a train is in a passing siding, its rear-end protection is interlocked by the entry switch. If closed, the normal rear block control is active. If open, a following train will enter the other siding track and stop if the forward train is clearing the siding or pass the forward train if it is stopped.

The reverse crossover is interlocked when the switch pair is thrown to the crossover position. The train through



The Lionel Bascule Bridge is raised to let the boat through.



A saddle tank switcher prepares to depart the O. L. King coal tippie after depositing its load of black diamonds.

the crossover has the right of way. Trains approaching on the through route stop until the switches are thrown to the through route. The reverse loop is protected so trains cannot enter the loop from either end in opposing directions.

Scenery

A variety of techniques and materials were used to construct scenery. The mountain area was formed by a grid of interlaced cardboard strips covered with nylon screen and Hydrocal-soaked paper towels or plaster cloth, and textured with Hydrocal to form a hard-shell base. Tunnels were lined with heavy-duty foil lightly crushed to form a rough, blasted-rock look.

Numerous handmade latex molds were used to make plaster rock formations. The mountain area transitions into a river

canyon imitating Colorado's Glenwood Canyon, which was made from layers of extruded foam cut with a box cutter using different cutting techniques. Surface features were formed with Surform tools, plastic hairbrushes, combs, files, and knives. Then they were stacked, glued, and brushed with layers of Hydrocal.

The scenery was painted with watercolors and acrylic paints and highlighted with pastel chalks. Ground cover was made from commercially available scenery materials. Trees were made from kits or homemade. A river, creek, and pond were made using Woodland Scenics Realistic Water and Water Effects. Except for a couple of ready-made building flats, all structures were made from kits or kitbashed. In keeping with the steam-to-diesel transition theme, structures and vehicles were selected appropriate to the era.

Operation

My layout was originally designed to operate postwar Lionel trains and accessories and was named the Lionel & Western RR to reflect my interest in running western road names with Lionel Lines lettered equipment. Over the years, as I acquired modern-era Lionel trains, I retired the postwar trains, except for the operating cars, to shelf display. When I added MTH trains to the roster and some postwar American Flyer accessories, the original layout name became inappropriate and was changed to its current name. Other changes were the replacement of mainline American Flyer prewar O gauge curves with O42 curves and O22 switches with O72 switches and larger radius curves in the yards, which greatly improved operation.




There's always plenty of activity to be seen at the main passenger terminal with multitrack accommodations for several trains.



Burlington passenger and freight units meet on a double-track bridge.

The layout provides numerous operating scenarios to simulate real railroad operation. Multiple levels with connecting grades require hands-on control as if I were the engineer and dispatcher. Yards and sidings provide lots of switching operation potential. The layout can be operated with TMCC or traditional transformer control or both simultaneously. Theoretically, I can run up to four trains on the main line. The yards and main line can be simultaneously and independently operated with control of the main passenger siding interlocked from the yard panel.

Locomotives and rolling stock are rotated every four months from a roster of 12 western road names, which changes the flavor of the layout and reduces wear.

Finally, after 40 years my boyhood dream of a large Lionel train layout is fulfilled! The journey to achieve the dream was most rewarding. The challenges confronted, problems solved, skills learned, train shows attended, layouts visited, and most of all the acquaintances and friends made along the way were the source of a lifetime of fun and pleasure. 



About the Author

Carl Rygiewicz was born and raised in the industrial southeast side of Chicago near the Carnegie Works of U.S. Steel where his dad worked. Growing up in "Rail City" literally surrounded by trains contributed to Carl becoming a "train nut," and playing with toy trains as a youngster sparked an interest in electricity. This led him to pursue and obtain degrees in electrical engineering. He also enjoys mountain climbing, hiking, snowshoeing, fat tire biking, running, skiing, fly-fishing for trout, and spending time with four grandchildren who live nearby.

Heaters for perishable shipments



RUNNING HOT AND COLD

Article and Photos by John Rapacz

Do you know what the figures in Photo 1 are doing? Well, we are all aware that perishable shipments had to be iced to prevent spoilage in warm climates, but these same perishables had to be refrigerated from freezing temperatures also. Heaters were placed in refrigerator cars as frequently as ice. And yet, even though many model train layouts have an icing station, an ice house, or an operating Lionel ice depot, I have never seen a “heater track” on any model railroad layout.

Here is a short history lesson, partially from books and Internet research and partially from my 10-plus years as a car checker with the MStL and C&NW railroads in 1959–1970.

Train No. 20 left the Cedar Lake yards in Minneapolis daily at 4:00 a.m., and as it traveled 20 miles from our yard, it passed through a small town called Hopkins, which had a large concentration of grocery warehouses. The reefers and cars at the head end of the train were set out in Hopkins to be switched and spotted by the day crew, and No. 20 went on to Albert Lea, Minnesota. Those cars filled with perishables sat in our yard in the cold and

waited to be switched and unloaded. Their contents had to be protected against freezing from the cold air, and that was the responsibility of the heater crew.

Railroads have used heaters since the 1800s, and the majority burned charcoal. The heat they produced could not be controlled. The *Railway Age Gazette* in April 1856 reported that some perishables had been lost because they had become overheated by the charcoal fires. There really was no effective way to control the charcoal heat, so denatured alcohol was recommended by the *Western Railway Club Newsletter of Chicago* in November 1911. Both alcohol and kerosene were rejected in some states and on some railroad lines because it was feared that the constant motion of the railcars would cause splashing and spillage that could lead to fires, especially in wood-lined reefers. However, these same motions also caused the charcoal to settle and actually helped in the burning. A thermostatically controlled charcoal burner was patented in 1942 by the Hoch and Baxter Company.

All the heaters that I saw burned charcoal. After the cars were spotted on the track next to an access road, the heater team would scramble up the ladders and open the hatches allowing the compartment to air out for a while. The air in the compartment must have been totally carbon monoxide by that time, and the heater men always had stories to tell me of the crew member who climbed into the compartment to untangle his hook or the tramp that had sneaked inside to keep warm. Both died before they could get out. Some crew members claimed that just leaning over a freshly opened hatch would cause lightheadedness.

After a safe period of time, the heater man would lower a rope with a hook and pull out the used heater. He would then hook a freshly filled and smoldering heater, pull it to the top of the car, and lower it into the now empty compartment. The heaters must have been heavy when empty and even heavier when a full 40-pound or heavier bag of charcoal was added, but these experienced men seemed to have no trouble lifting them. After all the cars were serviced, the hatches would be closed and locked, and the crew would move on to the next yard. If I recall correctly, the crew boss kept track of the serial number of every heater and into which car it was installed.

I hated walking and checking that heater track. The heat from the heaters waiting to be loaded would melt the snow, causing slush and mud. Then when the heater was removed, everything would refreeze quickly at -10 degrees or below. So we clerks were always walking in mud or slipping on ice. But the worst was the blowing black charcoal dust that seemed to dirty everything from the snow to our clothes, our faces, and our paper train lists.

Of course, oil-fired steam generators now both heat and cool passenger and freight cars. To model an old heater track, only three easy-to-make components are needed.

Heaters

I assembled all of my heaters from scrap pieces (Photo 2). I used a 3/8" button for the base. I sanded the top flat and then glued four beads onto the flat area as legs. I glued a 3/4" piece of 3/8" dowel to the button and a 1/4" button to the top. I also found a 3/8" tube that I used for two of the heaters with open doors. A small



2



3



4

piece of flexible rubber cut from a leftover brick sidewalk became the lower door with a piece of round toothpick for a barrel hinge and another bead for the handle. Although it was not necessary, I had some HO gauge windows left over from another project and used parts of these for the upper louvered vents. I sprayed everything with metallic paint and weathered them with a black paint and water mixture. For handles, I glued #14 cable tracker staples to each side. The finished heaters are as I remember them from 55 years ago (Photo 3).

Charcoal

It may be possible to find some small bags suitable as charcoal containers on the Internet, but I made my own because I had some specific ideas. I used Super Sculpey to make full bags, a small pile of empty paper bags, a few broken spilled bags, and one bag being dumped into a heater. This product is easy to mold, hardens nicely at 225 degrees, sands easily, and takes paint well. Photo 4 shows the bags after their heating. I then sprayed them with a semi-gloss paint, copied a computer image of Rockwood Charcoal, shrunk it to approximately the bag size, made multiple copies until I had a full sheet, and then made decals that I transferred to the bags. Photo 5 shows some of the finished bags of charcoal.

Figures

From experience, I knew the crew needed two men unloading heaters and charcoal from a truck, a man dumping a bag of charcoal into a heater, a crew boss lighting the new charcoal, plus four men to empty the reefer bunkers, lower the burned out heaters, and lift and install the newly filled heaters. I chose eight figures from Arttista Accessories because they can be bent carefully to different positions. They take paint well after priming and have good detail despite being made of pewter. Now if you have a heater track in warm weather, you can just pose the figures and paint them. However, I had a winter scene, so I had to dress the figures in warm clothes by mixing some JB Weld and applying it to the figures. Some figures needed earflaps, some needed hooded sweatshirts, some needed scarves, and the bare-chested man needed a complete hooded parka. The plain figures can be



5



6



7



8




9

seen in Photo 6, and the extra added JB Weld can be seen in Photo 7. After the JB Weld dried, I used a hobby knife and small file to simulate wrinkles in the new clothes. Then the figures were primed, painted, and posed.

Photo 8 shows the truck being unloaded. Photo 9 shows charcoal being dumped into a heater and the crew boss lighting a full heater. Photo 10 shows the man unloading and reloading the reefer.

If you have a winter layout, you can keep your heater track active all year. If you have a summer layout, but one that has a mountain run, you still have an excuse for a heater track display to protect the perishables at high and cold altitudes.

If you have any questions, feel free to contact me at jrapacz@comcast.net. 



10

A space-saving, easy-to-build, and prototypical accessory

POWER TOWERS

**Article, Template, and
Photos by Bob Glorioso**

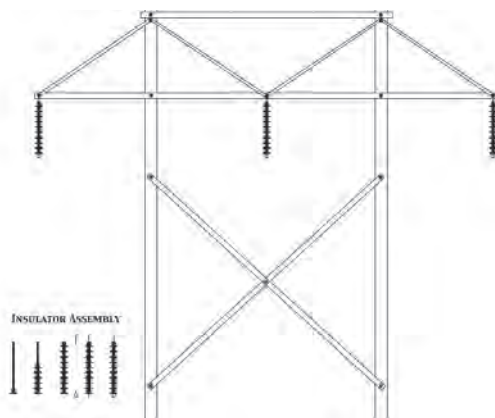
Many model train layouts have utility poles, and some even have wires, but very few have the high-voltage lines that bring power to cities and villages. The only commercial high-voltage tower available in O scale is the MTH High Tension Tower. This is a well done but rather large and imposing structure. When a friend asked if I could build him some smaller wooden H-frame high-voltage towers, I accepted the challenge.

The electrical grid in the U.S. consists of three parts: 138-765 KV high-voltage transmission lines from generating stations to substations (the MTH towers carry these), 69-138 KV high-voltage subtransmission lines from substations to smaller substations, and 3.3-25 KV distribution lines from smaller substations to utility pole transformers. The wooden H-frame high-voltage towers I chose to model would carry the subtransmission lines (Photo 1).



Parts List

Supplier	Item	Number	Length
Mt. Albert	2x6 basswood	2	6-1/4"
Mt. Albert	2x6 basswood	1	9"
Mt. Albert	2x4 basswood	4	2-11/16"
Evergreen	0.080" styrene angle	1	5"
Evergreen	3/32" styrene rod	3	1"
	1/4" dowels	2	18"
Tichy 8144	Nut-bolt-washer	14	
Michaels	Eyelets 1/8" SKU 318155	30	
Grandt Line	5085 styrene eyebolts	3	
	24-gauge wire	3	1/2"
Berkshire Junction	Heavy 0.020" EZ Line		
Berkshire Junction	Fine 0.010" EZ Line		





Design

I photographed and measured a tower near my home. Most of the parts could be constructed with scale lumber and plastic angle stock. The biggest challenge was the insulator. Some modelers have tried using nylon automotive body fasteners, but they are really not close enough to the prototype. Small top-hat-shaped grommets available in a Michaels store provided the answer. When tacked together, these grommets make a credible model of an insulator.



Before proceeding with the project, I recommend creating a full-size template using the small sample on the previous page. To help you in sizing your template, the long horizontal crossbar measures 9".

Construction

After cutting to length the parts listed in the table, stain the wood parts. I use Hunterline Cordovan Brown or Light Gray, but India ink in alcohol works fine as well. Paint the plastic angle iron gray or brown.

Now move on to assemble the insulators. Apply a drop of CA glue near one end of a white 3/32"x 1" rod and thread an eyelet over it. Eyelets should be oriented like a top hat (upright). When secure, thread eight more eyelets stacked on top of the first (Photo 2). Put another drop of CA above the top of the stack and thread the 10th eyelet over it. Repeat to construct two more insulators.

Bend three L-shaped 1/16"x 3/8" wires. Glue the long end into the hole





on top of each insulator rod (top of the top hats) so that 3/16" is showing (Photo 3). Glue an eyebolt into the bottom of each insulator rod. Orientation of the eye should be perpendicular to the L.

Lay the 9" crossbeam on the template and mark the location where the three insulators will hang. Using a #64 drill bit, drill three holes in the crossbeam at the marks. Lay the crossbeam over two small model paint jars (Photo 4). Now dip the end of each stack's L-shaped wire in CA and insert it into the three holes. Straighten the stacks so they are suspended vertically until the glue dries securely (about 15 minutes). Paint the insulator assemblies brown.

For easy assembly of the towers, pin the template to cork, Homasote, or an old ceiling tile. Secure the two poles 4-1/4" apart onto the template with pins or weights and then attach the two 6-1/4" diagonal braces to the poles. Apply CA to the two contact points on the braces and lay them on the poles using the template as a guide. Before mounting the second brace, add a dot of CA where the braces cross. Hold together for a minute until the CA sets (Photo 5).

To attach the 9" crossbeam to the poles, apply CA to the two contact points on the poles and lay the crossbeam over the poles 1-5/8" below the tops of the poles in line with the template, with the stacks attached


to the underside of the crossbeam.

Attach the four short braces over the poles and crossbeam with CA, overlapping all ends (Photo 6). Attach the angle iron right above the short braces near the top of the poles (angle down). Scrape off any paint at the contact points before applying glue.

With the #64 drill bit, drill holes at each joint for the molded nut-bolt-washer (NBW) as positioned in the template. Holes should be 3/16" deep over the poles and all the way through the strip wood in other locations. Put scrap wood under the crossbeam to support it while drilling. Cut each NBW from the sprue. Include the full length of the bolt shafts. Then glue an NBW into each hole by picking it up with fine tweezers, dipping the shaft in CA, and inserting it into the hole. The bolt shafts greatly strengthen the structure.

Use Heavy (0.020") EZ Line from Berkshire Junction for the three main wires. EZ Line can be stretched and relaxed to achieve a prototypical droop and then fixed to the eyebolts with a small drop of CA (Photo 7). Optionally, you can add lightning protection wires. Using small wire posts or styrene eyebolts, drill holes in the top ends of the poles and glue the eyebolts into the holes. Install Fine (0.010") EZ Line wires for lightning protection wires at the tops of the towers. EZ Line comes in a variety of colors. Although high-voltage wires are uninsulated aluminum, they look black against a sky and light gray or white against a forest background. So pick your color based on how they will be viewed. Space the towers on your layout 3' to 4' apart.

Two towers can easily be assembled in a single evening. Kits are available with all parts precut and include an assembly template: two towers for \$15.00. This will save you the time and trouble of finding and cutting all the parts. There is also a kit for a corner tower of the type used to change the direction of power lines.

I hope you'll agree that these towers are both interesting and realistic. They will enhance the appearance of any layout without taking up a whole lot of space or being an overpowering (pardon the pun) visual distraction. You can contact me as rrdoc on the OGR forum or at rrdoc@comcast.net. 

Ross Custom Switches

1-800-331-1395 Call for Free Catalog

www.rossswitches.com



Switches for every possibility!




Why Use Anything Else?

Pictured here are just some of the more than the 40 models of switches Ross makes. Ross gives you the flexibility to do anything the real railroads do. We all know how model railroads can change or expand over the years, as unforeseen ideas pop into our heads. If you use the other guys limited offerings, will you be able to do the things that you can do with Ross? Almost all have made their stuff compatible with Ross, but what of the hodge podge of trackwork you will have? Ross Custom Switches, for thirty years we have been running our trains through these things. Time tested reliability, smooth as silk, hand built right here in the USA. Call for a free catalog!

Why use anything else?

P.S. Did you know RCS makes sectional track too?



LOW PROFILE
CLEARS ALL
OVER HANGING
EQUIPMENT.
NARROW ENOUGH
TO FIT BETWEEN
THE CLOSEST
TRACKS.EASILY
THROWN MANUALLY.

LIGHTED CONTROLLER
AND SWITCH MACHINE
AVAILABLE SEPARATELY.

JUST TRAINS OF DELAWARE



EXPERT STAFF WITH OVER 50 YEARS OF EXPERIENCE

Atlas • Bachmann/Williams • Gargraves • Lionel
MTH • Weaver • 3rdRail/GoldenGate

MTH Premier Engines		SALE
20-20184-1	Conrail E-8 ABA Diesel PS3	\$649.00
20-20184-3	Conrail E-8 B-unit Diesel (NP)	\$150.95
20-20368-1	CSX GE U30C Diesel PS3.0	\$404.95
20-20369-1	BN GE U30C Diesel PS3.0	\$404.95
20-20391-1	Alaska F7 ABA Diesel Set PS3	\$654.95
20-20393-1	NS Dash 8 Motor Rocket Set	\$674.95
20-20401-1	LV F3 ABA Diesel Set PS3.0	\$689.95
20-20412-1	MR SD40-2 Diesel PS3.0	\$399.95
20-20413-1	BN GP30 Diesel PS3.0	\$399.95
20-20417-1	BNSF Dash 8 Diesel PS3.0	\$409.95
20-20418-1	NS Dash 8 Diesel PS3.0	\$409.95
20-20419-1	CSX Dash 8 Diesel PS3.0	\$409.95
20-20420-1	CR Dash 8 Diesel PS3.0	\$409.95
20-20423-1	NS SD50 Diesel PS3.0	\$409.95
20-20426-1	BNSF SD70 Diesel PS3.0	\$409.95
20-20427-1	George Bush SD70 PS3.0	\$409.95
20-20428-1	CNW SD70 Diesel PS3.0	\$409.95
20-20430-1	EMD SD70 Diesel PS3.0	\$409.95
22-20430-2	EMD SD70 Diesel Scale	\$419.95
20-20432-1	CR SD80MAC Diesel	\$409.95
20-20434-1	UP SD80MAC Diesel	\$409.95
20-20440-1	BLE SD40 TM PS3.0	\$419.95
20-20443-1	STL SD40 TM PS3.0	\$419.95
20-20459-1	NS SD45 Diesel PS3.0	\$429.95
20-20462-1	MR E6 ABA Diesel Set PS3.0	\$689.95
20-3543-1	4-8-4 T1 Reading/Black PS3.0	\$1049.95
20-3543-2	4-8-4 T1 Reading Black Scale	\$1049.95
20-3544-1	4-8-8 T1 Reading Rumble	\$1049.95
20-3545-1	4-8-4 T1 Reading Blue Mtn	\$1049.95
20-3551-1	WM 2-8-0 H9 #811	\$769.95
20-3562-2	WM 2-8-0 H9 #734	\$789.95
20-3563-1	PRR 2-8-0 H10 Steam	\$789.95
20-6564-1	PRR Reading 2-8-0 H10	\$789.95
20-3565-1	LI 2-8-0 H10 Steam PS3.0	\$789.95
20-3568-1	LI 2-8-0 H10 Freight Set PS3.0	\$959.95
20-3574-1	NW 4-8-8-4 J Freight Set	\$1209.95
20-5679-1	BB1 PRR Green roof Electric	\$669.95
20-5685-1	E33 NH Electric PS3.0	\$404.95
20-5686-1	PC E33 Electric PS3.0	\$404.95
MTH RailKing Engines		SALE
30-1615-1	WM 2-6-6-6 Allegheny Steam	\$619.95
30-1627-1	PRR 2-10-0 Imperial Decapod	\$389.95
30-1635-1	JC Camelback Steam PS3.0	\$389.95
30-1636-1	Reading Camelback Steam 3.0	\$389.95
30-1637-1	LI Camelback Steam PS3.0	\$389.95
30-1644-1	Erie Triplex 2-8-8-2 Steam	\$589.95
30-1645-1	Erie Triplex 2-8-8-2 Steam	\$589.95
30-1651-1	LI 2-8-2 Mikado Steam PS3.0	\$375.95
30-1648-1	SP 4-8-8-2 Cab Forward	\$589.95
30-1649-1	SP 4-8-8-2 Cab Forward Set	\$589.95
30-20155-1	NH F3 ABA Set PS3.0 3.0	\$425.95
30-20159-1	M&M's Galloping Goose PS3	\$259.95
33-1038-1	PRR 2-8-0 Steamer & Tender	\$254.95
33-1039-1	UP2 8-0 Steamer & Tender	\$354.95
33-1040-1	LI 2-8-0 Steamer & Tender	\$354.95

MTH RailKing Engines		SALE
30-2582	War Bonds Bump-N-Go Trolley	\$60.00
30-2585	Pittsburgh Bump-N-Go Trolley	\$60.00
30-2596	NYT Bump-N-Go Trolley	\$60.00
30-4172-1	Christmas RTR Trolley	\$60.00
30-20204-1	LV ES44AC Diesel PS3.0	\$275.95
30-20206-1	NW ES44AC Diesel PS3.0	\$275.95
30-20207-1	Central Of GA ES44AC Diesel	\$275.95
30-20208-1	Interstate ES44AC Diesel PS3.0	\$275.95
30-20209-1	Monongahela ES44AC Diesel	\$275.95
30-20210-1	NS ES44AC Diesel PS3.0	\$275.95
30-20212-1	CP ES44AC Diesel PS3.0	\$275.95
30-20216-1	RI RS3 Diesel PS 3.0	\$268.95
30-20217-1	Amtrak Genesis PS3.0	\$254.95
30-20220-1	NH Genesis PS3.0	\$254.95
30-20227-1	NW-2 BUR PS3.0	\$259.95
30-20237-1	Indians RR SD60 PS3.0	\$277.95
30-20238-1	FM Demonstrator Trainmaster	\$277.95
30-20238-3	FM Demonstrator (NP) Scale	\$150.95
30-20241-1	Virginian FM Trainmaster PS3.0	\$277.95
30-20245-1	SP C628 Diesel PS3.0	\$277.95
30-20264-1	LV GP-20 Diesel PS3.0	\$285.95
30-20265-1	GM DEMO GP2 Diesel PS3.0	\$285.95
30-20255-1	MTA R26 Subway 4 Car	\$393.95
30-4230-1	Amtrak RTR Pass Set	\$329.95
30-6521	Amtrak 2 Car Pass Add-on	\$99.95
30-4231-1	NS SD70 RTR Freight Set	\$339.95
30-4232-1	BNSF SD70 RTR Freight Set	\$339.95
30-5134-1	PCC Electric Newark PS3.0	\$192.95
MTH TINPLATE		
10-3047-1	Detroit Monorail Red/Cream	\$674.95
10-3048-0	NYC Detroit Monorail Green/Cream	\$674.95
11-6060-0	Lionel Lines Detroit Monorail	\$674.95
11-6060-1	Lionel Lines Detroit Monorail PS3.0	\$674.95
11-5510-1	269 E Freight Set	\$419.95
11-5509-1	269 E Christmas Set	\$409.95
MTH Premier Rolling Stock		SALE
20-91433	NYC Bay Window Caboose	\$57.95
20-91442	PRR N6b Caboose	\$61.95
20-91445	Ma&Pa Caboose	\$61.95
20-91447	UP Woodside Caboose	\$61.95
20-91550	Chessie Ext Vision Caboose	\$61.95
20-91552	Alaska Ext Vision Caboose	\$61.95
20-91553	Wisconsin Central Ext Vision Caboose	\$61.95
20-93620	SF Waffle Box	\$53.95
20-93621	UP Waffle Box	\$53.95
20-93582	PRR 50' Youngstown Doors Box	\$53.95
20-95119	BCR Flat w/Trailer	\$60.95
20-95120	CNW Flat w/Trailer	\$60.95
20-95121	K-Line Trailer Train flatw/trailer	\$60.95
20-95123	NPR flat w/Pup Trailer	\$60.95
20-95124	UP Flat w/Pup Trailer	\$60.95
20-95135	PRR Gondola w/Scaletrax switch	\$84.95
20-95136	NYC Gondola w/Scaletrax switch	\$84.95
20-95137	C&O Gondola w/Scaletrax switch	\$84.95
20-97328	B&M PS2 Hopper	\$53.95

MTH Premier Rolling Stock		SALE
20-98980	Florida EC Gondola w/Junk Load	\$53.95
20-98982	LI Gondola w/Junk Load	\$53.95
MTH RailKing Rolling Stock		SALE
30-72117	BNSF Gondola w/Crates	\$42.95
30-72120	PC Gondola w/Junk	\$39.50
30-72127	Wabash Gondola w/LCL containers	\$44.95
30-72128	FEC Gondola w/LCL container	\$44.95
30-72129	IG Gondolas w/LCL containers	\$44.95
30-72142	American Steel Gondola w/LCL cont	\$47.95
30-72143	LI Gondola w/LCL containers	\$47.95
30-72145	D&H Gondola w/LCL containers	\$47.95
30-73420	Derby Oil 3 Dome Tank Car	\$44.95
30-73421	Suntay 3 Dome Tank Car	\$44.95
30-73422	Sherwood Refining 2 Dome Tank	\$44.95
30-73423	GATX Tank	\$44.95
30-73425	Stirling Fuels Tank	\$44.95
30-73426	Staley Tank	\$44.95
30-73428	Firestone 33K Gal Tank	\$44.95
30-73433	UP Modern Tank	\$43.95
30-74772	REA 50' DBL Door Box	\$42.95
30-74773	SF 50' DBL Door Box	\$42.95
30-74802	Westinghouse RR w/generator	\$43.95
30-74803	NASA RR w/generator	\$43.95
30-74805	PRR RR w/generator	\$43.95
30-74806	C&O DD Box	\$43.95
30-74807	UP DD Box	\$43.95
30-74809	SF DD Box	\$43.95
30-74810	Rail Box	\$43.95
30-74811	Pacific Fruit Modern Box	\$43.95
30-74813	Prov&Worcester Modern Box	\$43.95
30-74815	Chessie HC Box	\$43.95
30-74816	SP HC Box	\$43.95
30-75475	Frisco Ore Car	\$39.95
30-75476	PRR Ore Car	\$39.95
30-75479	NS Ore Car	\$39.45
30-75481	CP Rail Ore Car	\$39.95
30-75483	UP PS2 Discharge Hopper	\$42.95
30-75485	BNSF PS2 Discharge Hopper	\$42.95
30-75487	IC PS2 Discharge Hopper	\$42.95
30-75489	Bakelite Plastics Discharge Hopper	\$42.95
30-75495	NS 4 Bay Hopper	\$41.95
30-75498	Virgin Ore Car	\$41.95
30-75499	Central of GA Ore Car	\$41.95
30-75500	NS Ore Car	\$41.95
30-75501	Southern Ore Car	\$41.95
30-75503	Chessie Airslide Hopper	\$43.95
30-75506	PL&E Discharge Hopper	\$43.95
30-77248	Central of Ga Bay Window Caboose	\$49.95
30-77249	Interstate Bay Window Caboose	\$49.95
30-77250	Monongahela Bay Window Caboose	\$50.95
30-77254	P&LE Woodside Caboose	\$47.95
30-77263	NS Bay Window Caboose	\$50.95
30-77268	CR N5c Caboose	\$50.95
30-79381	PP&L Hopper w/Coal Load	\$54.95
30-79418	PRR Die Cast Op Searchlight	\$50.95

Orders 24/7 at website www.justrains.com OR call Toll Free 1-888-453-9742

FREE SHIPPING (within the continental U.S.) for purchase over \$300! (Some restrictions apply)

Mail Order Hours Monday - Friday 10 am-6 pm / Sat 10 am-2 pm

Retail Store Hours Monday - Saturday 11 am-6 pm / Sun 12-4 pm

Minutes from I-95 • 812 Interchange Blvd Newark De 19711

Great Pricing • Quality Service • Monthly Sales • Tax Free Shopping

CALL FOR ADDITIONAL DISCOUNTS ON PRE-ORDERS and ROLLING STOCK



Neil Young Signature Line: Collectible with a Pedigree

The 2014 Signature Edition of the Lionel catalog announced two desirable passenger sets presented under the Neil Young name: the very colorful and shiny red, silver, and yellow-accented Texas Special and the sober-hued Brunswick green F3 A-As pulling four elegantly decorated, Tuscan Fleet of Modernism streamline cars. I chose the satin-finished, sober-looking set to buy and present to you.

Shapes and Sizes

The shape of the Neil Young Pennsylvania F3 A-A diesels can be traced back in a direct line to the 2343 Santa Fe F3s of 1950 (Photo 1). The tooling for the Neil Young Signature diesel A units faithfully follows the shapes and contours of the postwar originals, including their near-scale proportions and what became a trademark of the Lionel F3 tooling: the “squinty-eyed” cab front windshields (Photo 2). The very dark green F units also carry the distinctive Pennsylvania Railroad radio antennas (Photo 3). The front of the cab has nose grab irons as well as two engineer figures sitting behind those squinty-eyed windshields (Photo 4).

Contents

The large set box for the Neil Young Pennsylvania F3 passenger set serves as an orange billboard for the Lionel circular logo (Photo 5). The label on the side of the 6-11195 box details the



contents as the powered and non-powered A units and the four 15" aluminum passenger cars (Photo 6). It also helpfully mentions that the set is "For Ages 14 to Adult."

Motive Power

The basic set comes with two traditional-size A units that are packed with a long list of high-end 21st-century product features that are usually found with Lionel's top-of-the-line, scale-proportioned locomotives (Photo 7). Both units carry the 9502 number in gold on their Brunswick green flanks and in white on their number boards, with a small 9502A on the rear sides of the powered A and a 9502C in the same position on the non-powered A. The powered A unit product number is 6-39545 and the non-powered unit is 6-39546. They make a highly detailed and attractive pair, and even though they are not scale-proportioned, they are "scale detailed" in Lionel parlance.

George Brown described their Legacy performance in detail in his review of the powered Neil Young Signature Line F3 A and non-powered A unit in his product review in Run 275 (January 2015). This is significant for collectors because the two diesel As and the B units were available for over a year before the Neil Young Signature Line sets were shipped.

The number for the Pennsylvania Neil Young Signature Line F3 A-A locomotive set is 6-81453 and is described on the label as "Texas Special F3 A Powered" and "Texas Special F3 A Non-Powered" (Photo 8). When the whole process of ordering the Neil Young Signature Line trains was all over, I wound up with two sets of A-A units (more on this in the next section).

The B unit came in two flavors: a truly non-powered B unit with non-operating couplers, product number 6-39547, and a powered B unit, 6-39548, both of which look the same (Photo 9).

Passenger Cars

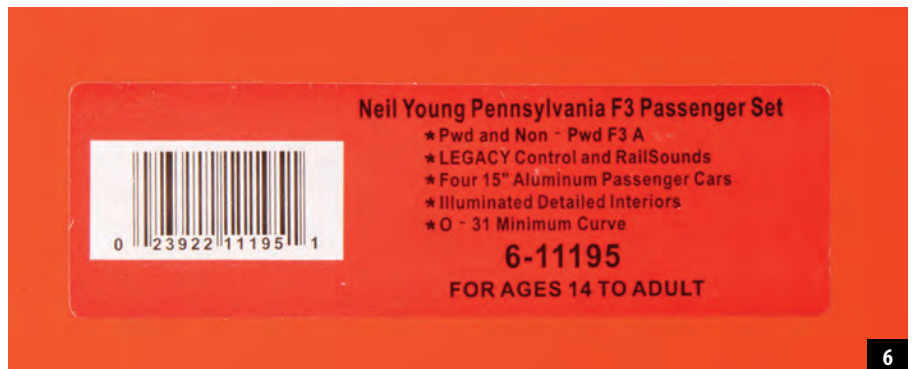
The only way you can order the four cars of the basic Neil Young Signature Line Set without a dealer breakup is to specify the 6-11195, which includes the two A-As as part of the package. The four cars are not sold as a separate



4



5



6



7



8



9



10



11

grouping. Since we wanted to test the Pennsylvania Neil Young Signature F3s as soon as they became available, I found myself with one set of cars and two sets of Pennsylvania F3 motive power. This was one time when patience would have saved us money, but we really wanted to give the feature-laden A-As a workout to see just how special they were. They were very special, as George found out in his review, and deserving of the Neil Young name, so it was worth a little cash to bring you the word on them as soon as we could.

The four cars can trace their lineage back to the Lionel postwar 2500-series aluminum streamliners of the early 1950s, but other than their 15" length and aluminum bodies, they have very little in common with their postwar ancestors. Their two-tone Tuscan and gold accented

Eastern Depot

6117 Fall Brook Rd. Troy, Pa 16947

PHONE (570) 297-1975, (570) 297-3450

www.easterndepot.com

10-4033 #115 Passenger Station R/W.....	\$270.00
10-1188-1 Dark Green #10 El. Psngr.set 2.0 ...	\$850.00
20-2261-1 UP Propane Turbine set 2.0.....	\$575.00
20-2490-1 FM Erie Built SF AB Diesel 2.0 ...	\$540.00
10-1191-1 The Ives Railway Lines 2.0.....	\$850.00
30-1184-1 B&M 0-8-0 Switcher 2.0.....	\$320.00
30-1206-1 Pacific El. 0-6-0 Switcher.....	\$340.00
K-1122 AFI GS-4 Steam Set w/cars, tmcc ...	\$1200.00
K2631-11 Western Pacific Steam Porter.....	\$90.00
K2631-12 Southern Pacific Steam Porter.....	\$90.00
K-4820A E&O Capital Limited HW 6 pac.....	\$225.00
K-4486B SR Cresent HW 5 Pac.....	\$325.00
K-4612 CSX 15" Alum Psngr 4 Pac.....	\$380.00
K-4620L C&NW 15" Alum Psngr. 2 Pac.....	\$475.00
K-46388 Lackawanna 15" Al. 4 Pac.....	\$380.00
K4643-20001 Milw. Rd. Al. Business Cars....	\$100.00
K-4649C New Haven Al. 4 Pac 18".....	\$490.00
K4688-201501C SP Daylight Bus car.....	\$100.00
K-4881A Reading HW 15" 4 pac.....	\$180.00
K-4821A Rio Grande HW 15" 4 pac.....	\$180.00
K3670-1838CC NYC Mikado w/tmcc.....	\$575.00
K3680-9628CC PRR Mikado w/tmcc.....	\$575.00
K3688-4449CC SP Daylight GS4 / tmcc.....	\$550.00

**LARGE SELECTION OF
ORIGINAL K-LINE AVAILABLE**

**SEE SALE PRICES AT
www.easterndepot.com**

LIGHT YOUR MODELS!

with Super Bright, Cool Running, Long Lasting LEDs

Pre-wired and ready to connect

- ✓ Easy to use
- ✓ Pre-wired
- ✓ Ready for Track Power
- ✓ Satisfaction guaranteed

MODEL TRAIN SOFTWARE.COM

- ★ All AC/DC/DCC Use
- ★ Headlights
- ★ Warning Flashers
- ★ Welding, Fire
- ★ Building Lighting

Many Sizes
1.8mm Chip Nano

And more



12



13



14



15

Fleet of Modernism finish is flawlessly applied. In contrast to earlier iterations of the Lionel 15" aluminum passenger cars, they have underbody detail on their frames rather than just a blank sheet of stamped metal. The die-cast truck frames are like the earlier ones, but they have actual working springs as part of their truck assemblies.

The 6-25753 Neil Young Baggage Car has Pennsylvania in gold on the upper sides, a Railway Express Agency sign in the middle of the car, and 4270 on a riveted plaque below the agency sign (Photo 10). The baggage car doors are full-length, and you can see some tan-colored detail when you open them (Photo 11). The tinted dark green windows of the 6-25754 Combo Car reveal seated passengers inside the car as well as a full-length cargo door. The number 6702 is riveted on the sides (Photo 12). A reasonable complement of passengers sits inside the green-tinted windows of the Neil Young Pennsylvania Coach, 6-25755, with 4269 riveted on its sides (Photo 13). The most striking car in the consist is the square-end 6-25756 Observation Car, which follows the Pennsylvania prototype, but car 1121 marks a true departure from the endless series of aluminum boat-tail




observations Lionel has produced over the decades (Photo 14). There is a scale-size, non-operating coupler on the rear of the observation (Photo 15).

All the cars have flexible diaphragms on their ends, as you can see on the coach (Photo 16).

The Last Word

Is this set collectible in an O gauge market that is as oversaturated with product and as picky as it can be? My answer is yes. Neil Young has the last word on why I think this is true with "...the postwar glory of Lionel's classic F3 diesel locomotive meets our 21st-century technology in the new Neil Young Signature Line. Like the postwar engines in this line, the traditional-size postwar-inspired streamliners are now equipped with all the detail of our modern aluminum passenger cars."

Enjoy your trains (Photo 17)! 



O Scale and Subway Interurban Signals

by John DeAlto

Modular Construction Brass Castings
Design Your Own Custom Signals!

available at

**Integrated
Signal
Systems**

10332 Bedford Rd.
Spring Hill, FL 34608
352-688-5630

or e-mail:
iss@netacc.net

www.integratedsignalsystems.com



O Scale Trackside Structures

Custom Designed Plastic Structures
and Wood Bridges

www.modelstructuresinc.com



Legacy Station

770-339-7780
1-800-964-8724

Call or Order Online Today

MTH Exclusive to
Legacy Station
Atlanta, GA

MTH 30-90493 Southern Shady Junction
Passenger Train Depot

www.legacystation.com

Jon Ulbright presents the 16th
**Spring Greater Wayne County
TRAIN & TOY SHOW**
Sunday, March 20, 2016

10:00 am - 4:00pm • Admission: Adults \$5.00 • Children 12 and under FREE



Buckeye Event Center
624 Henry Street
Dalton, Ohio 44618

Featuring:

- 600+ Dealer Tables • All Gauges
- 10 Running Layouts • Parts • Books & Videos
- Farm & Vintage Toys • Die-cast Models
- NASCAR Items • Great Food & Drink • Free Parking

sponsored by CJ Trains, LLC • Future Date: November 13, 2016 • www.cjtrains.com

BK ENTERPRISES

All rail turnouts, crossings,
curved turnouts, dual gauge,
custom
N Scale to G Scale

TROUT CREEK ENGINEERING

Wood freight car kits with
plastic and metal fittings
HO, HO3, Sn3, and On3

CLASSIC MINIATURES

Wood and cardstock structures
with plastic and metal fittings
HO, S and O

For more info please send a SASE
with 3 stamps. Specify scale.

Tru-Scale Models, Inc.

12874 County Road 314B
Buena Vista, Colorado 81211-9102
719-395-8076
bktruscale@aol.com
www.troutcreekeng.com

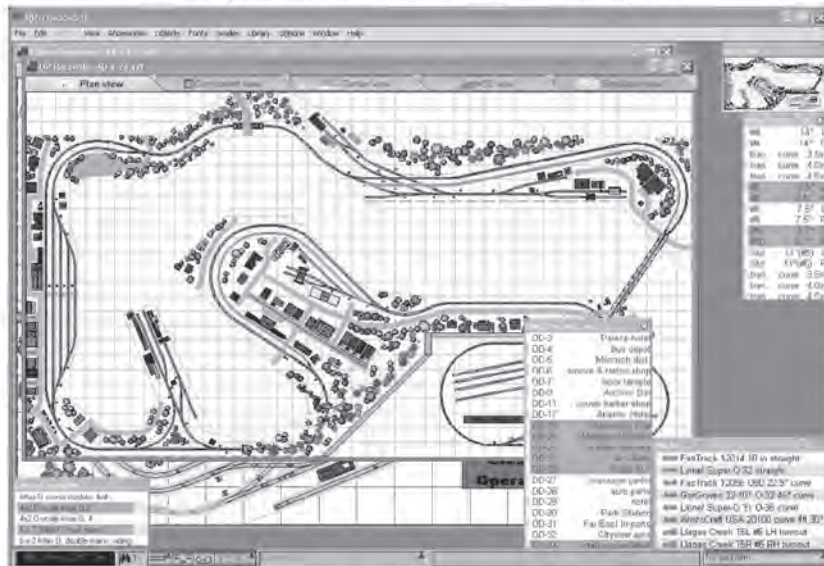


RR-TRACK

for Windows™

Graphical Sectional Track Layout Software

"track layout software that doesn't require CAD expertise"



Compatible with Windows XP, Windows Vista (32/64), and Windows 7 (32/64)

phone: 717-865-3444

R & S Enterprises
POB 643, Dept. OGR
Jonestown, PA 17038

New v5.0!

- Fully graphical, point and click track laying.
 - Multiple open layouts - copy/paste between layouts.
 - Multiple drawing layers, up to 128.
 - 2D Plan View for layout design.
 - Component View for layout inventory.
 - Terrain View for creating benchwork and terrain.
 - 3D View for realistic layout visualization.
 - Simulation View running trains and checking layout operation.
 - Modular Layout support, turn small layout designs into component modules.
 - 20 levels of Undo to back track from mistakes.
 - New tab interface, minimizes clutter.
- and much more---

www.rrtrack.com

Don't Even Think About Selling Your Train Collection Without An Offer From TRAINZ.com ...

For 25 years, Trainz.com has bought and sold thousands of train collections. We've handled every gauge, scale, and manufacturer. Including everything from Lionel, MTH, K-Line, Williams, and Weaver to AF, Atlas, Marx, Plasticville, Industrial Rail, Gargraves, KMT, 3rd Rail, and many many more!

Trainz.com Chief Engineer Scott Griggs started working on his own collection in his parent's basement at age 15 and has been in the business ever since.

Handled With Care

TRAINZ knows how important your collection is to you and will

treat it with respect. Every collection has great stories and we want to leave yours intact.

Free Advice, 5 Days A Week

There's a lot to consider when selling your trains, and we want to make the process simple. We've worked with thousands of collection sellers over the years and can help you make the best decision for you and your family.

We can buy your collection outright or auction your trains with rates starting as low as 15%. We have the expertise to maximize the value of your collection.

See For Yourself, Call TRAINZ.com Today

We travel throughout the US for collections on a regular basis, and can be exactly where you need us to be when you need us to be there. Buying and selling trains is the only thing we do.

Why not contact us today and see for yourself? You'll be glad you did!

TRAINZ.com

Email Us! sellyourtrains@trainz.com

TCA # 75-8067

YES! Help me sell my train collection!

Web: www.trainz.com/ogr

Call: 866-234-1900

Fax: 1-866-935-9504

Excelle Lubricants distributed by JT's Mega-Steam



Excelle Lubricants

- Designed specifically for model railroads
- Oils are plastic compatible and conductive
- Convenient 4-pack; or purchase individually
- Different viscosities for specific applications
- Usage guide provided
- Featuring precision needle point applicators
- Developed, tested, and packaged in the U.S.A.

MEGA-STEAM • 11 Out of Bounds Road
Palmyra, VA 22963 • email: jkmegasteam@aol.com
For Visa / MC orders and info:

www.megasteam.com


(434) 589-2660 *10am to 6pm EST

SMRtrains



NEW! Civil War Era Boxcars
Precision Laser-Cut Wood
Available As A Kit or Assembled!

B&O Grasshopper



Reserve Now!

www.smrtrains.com

SMR Trains PO Box 186 Tavares, FL 32778



8967 Ridge Road
North Rose, NY 14516

serving the United States and Canada for over 70 years
Phone: 315-483-6577 or www.gardnerthetraindoctor.com



MERCER JUNCTION
TRAIN SHOPPE

www.MercerJunction.com

Specializing in all of your O Scale needs from track, scenery and Artista figures to Premier MTH, Lionel, Atlas O and 3rd Rail Brass Locomotives. Stop by and see our 21' x 10' fully detailed, DCS, Legacy, In-Store layout.
CUSTOM WORK AVAILABLE.
weathering, custom color schemes, lettering

151 North Diamond Street • Mercer, PA 16137
Phone: 724-662-1110



STOCKYARD EXPRESS

49293 Plate Rd. • Oberlin, OH 44074

www.stockyardexpress.com

MTH Engines

10-3047-1	Leland Detroit Mono Rail Set w/3.0	\$699.95
20-20157-3	GM&O F3 B unit non-powered	\$150.00
20-20195-3	SOO Line HP Transfer Diesel non powered	\$179.95
20-20248-1	Southern Pacific GP-9 w/3.0	\$395.00
20-20306-1	CN FA-2 ABA w/3.0	\$659.95
20-20310-1	Denver Rio Grande Alco PABA	
	w/3.0 w/ 5 pass. Cars	\$1,050.00
20-20323-1	KCS AC6000 Diesel Engine w/3.0	\$413.95
20-20350-1	Texas Special F3 ABA Diesel Set w/3.0	\$659.95
20-20348-1	New Haven F3 ABA w/3 car Passenger Set w/3.0	\$1,065.00
20-20354-1	Great Northern E8 ABA w/3.0	\$649.95
20-20365-1	Conrail GE U30C w/3.0	\$409.95
20-20367-1	N&W GE U30C w/3.0	\$409.95
20-20379-1	SP FM Trainmaster Diesel w/3.0	\$409.95
20-20380-1	SP FM Trainmaster Diesel w/3.0	\$409.95
20-20381-1	Erie Lackawanna FM Trainmaster Diesel w/3.0	\$409.95
20-20389-1	RF&P F7 ABA Diesels w/3.0	\$699.95
20-20393-1	NS Dash 8 Diesel Solid Rocket Motor Transport Set w/3.0	\$699.95
20-20401-1	Lehigh Valley F3 ABA Diesel Engine w/3.0	\$679.95
20-20410-1	CSX SD40-2 Diesel Engine w/3.0 (Box Car Logo)	\$439.95
20-20412-1	Milwaukee Road SD40-2 Diesel Engine w/3.0	\$439.95
20-20421-1	BNSF Dash 8 Freight Set w/3.0	\$699.95
20-20422-1	CNW SD50 Diesel Engine w/3.0	\$439.95
20-20423-1	NS SD50 Diesel Engine w/3.0	\$439.95
20-20424-1	Chessie SD50 Diesel Engine w/3.0	\$439.95
20-20425-1	Denver Rio Grande SD50 Diesel Engine w/3.0	\$439.95
20-20429-1	Electro Motive SD70A w/3.0 - Yellow	\$439.95
20-20430-1	Electro Motive SD70A w/3.0 - Blue	\$439.95
20-20433-1	Norfolk Southern SD80Mac w/3.0	\$439.95
20-20435-1	CIT Rail Resources SD9043 Mac w/3.0	\$429.95
20-20439-1	DM&D SD40T-3 Tunnel Motor Diesel w/3.0	\$429.95
20-20440-1	B&LE SD40T-3 Tunnel Motor Diesel w/3.0	\$429.95
20-20441-1	NS SD60M Diesel w/3.0	\$439.95
20-20443-1	St. Louis Southwestern SD45-T2 Tunnel Motor Diesel w/3.0	\$439.95
20-20445-1	BNSF SD60M Diesel w/3.0	\$439.95
20-20446-1	CSX SD60M Diesel w/3.0	\$439.95
20-20447-1	UP SD60M Diesel w/3.0	\$439.95
20-20453/54/55/56-1	GP38-2 Diesel w/3.0 UP/SF/B&M/CN EACH	\$439.95
20-20464-1	20-65232/66/67/68 ACL E-6 ABA w/3.0 with 9 Passenger Cars	\$1,499.95
20-20479-1	NS GP38-2 MOW Freight Set w/3.0	\$699.95
20-2220-1	GN F3 ABA w/P1 4 motors with BCR NEW	\$449.95
20-2695-3	Jersey Central F-3 B unit non-powered	\$159.95
20-2921-3	Boston & Maine F3 B unit non-powered	\$150.00
20-3154-1	NYC 4-4-0 Steamer w/2.0 NEW	\$609.95
20-3430-1	PRR 2-8-0 H-3 Steam Engine w/3.0 NEW	\$609.95
20-3479-1	Clinchfield 4-6-4 Challenger w/3.0	\$1,395.00
20-3481-1	UP (Two-tone Gray w/Yellow Stripes) 4-6-4 Challenger w/3.0	\$1,299.95
20-3517-1	PRR 4-4-4 T-1 Duplex w/3.0	\$1,299.95
20-3518-1	PRR 4-4-4 T-1 Duplex w/3.0	\$1,299.95
20-3519-1	PRR T-1 Sleet of Modernism Pass. Set w/3.0	\$1,449.95
20-3520-1	PRR T-1 Express Mail Freight Set w/3.0	\$1,449.95
20-3537-1	B&O Y3 2-8-2 Steam Engine w/3.0	\$1,399.95
20-3542-1	NYC Niagara Steam Engine w/3.0 Reeler Set	\$1,275.95
20-3544-1	Reading 4-8-4 Steam Engine #2100 w/3.0	\$1,025.95
20-3549-1	Blue Min & Reading 4-8-4 T1 Steam Freight Set w/3.0	\$1,229.95
20-3554-1	Western Maryland 2-8-0 H9 Freight Set w/3.0	\$949.95
20-3563-1	PRR 2-8-0 H-10 w/3.0	\$829.95
20-3567-1	NKP 2-8-4 Berkshire #755 w/3.0	\$1,099.95
20-3569-1	NKP 2-8-4 Passenger Set #766 w/3.0	\$1,249.95
20-3570-1	NKP 2-8-4 Freight Set #750 w/3.0	\$1,299.95
20-3573-1	N&W J #612 Steam Engine w/3.0	\$1,099.95
20-3574-1	N&W J w/3.0 Passenger Set #607	\$1,249.95
20-3575-1	UP Big Boy 4-8-4 Oil Burner #4014 w/3.0	\$1,499.95
20-3582-1	NYC 4-6-4 J1e w/3.0	\$1,099.95
20-3583-2	Boston & Albany 4-6-4 J1e w/3.0	\$1,099.95
20-3584-1	NYC 4-6-4 J1e Passenger Set w/3.0	\$1,249.95
20-3585-1	NYC 4-6-4 J1e Freight Set w/3.0	\$1,249.95
20-5662-1	New Haven EP-5 w/3.0 (McGinnis Yellow)	\$419.95
20-5680-1	PRR BB-1 Electric Red Roof 'Rats' w/3.0	\$695.95
30-1413-1	CB&Q 4-6-4 Steam Engine w/2.0 New	\$379.95
30-1597-1	Southern 4-6-2 P47 Steam Engine w/3.0 -Operated, like new	\$309.95
30-1614-1	DM&I 2-6-6-6 Imperial Allegheny w/3.0	\$629.95
30-1621-1	SP Daylight 4-8-4 Steamer w/quillable whistle	w/3.0 \$425.00
30-1632-1	Pittsburgh & Lake Erie 2-8-4 #9400 w/3.0	\$409.95
30-1638-1	B&O 4-6-0 Camelback w/3.0	\$399.95
30-1642-1	PRR 2-8-2 L1s Mikado w/3.0	\$399.95
30-1647-1	Erie Triplex Freight Set w/3.0	\$729.95
30-1650-1E	SP 4-8-3-2 Cab Forward Freight Set w/3.0	\$749.95
30-20128-1/3	NYC Alco PABA w/3.0	\$399.95
30-20130-1/3	American Freedom PABA w/3.0 New	\$385.00
30-20217-1	Amtrak Genesis Diesel w/3.0 #156 Like New	\$239.95
30-20267-1/3	Canadian National GP-9 w/3.0 Powered and dummy	\$459.95
30-20268-1/3	Illinois Central GP-9 w/3.0 Powered and dummy	\$459.95
30-2592-1E	PRR GG-1 PRR Electric w/2.0 5 -Stripe Green Like new	\$279.95

"Thank you for your patronage these past 34 years!"

*****Not Responsible For Typographical Errors.***** OGR283

Ph: 440-774-2131 FAX: 440-774-7575

Here's an Idea




Hi-Rise Girders for the Steel Monkeys

Article and Photos by Bill Bramlage

I am always looking for a photo of a building that is eye-catching, easy to build, appropriate in scale, and available at reasonable cost. My Tower City buildings located within three to four feet of the viewer are scratchbuilt or kitbashed utilizing O scale kit parts. The top floors of buildings taller than ten stories and buildings more than four feet away from the viewer will have a slight decrease in the size of the doors, windows, and general details in order to create the illusion of distance. Look at any photo of a real-world large city and notice that the foreground structures appear larger and the more distant buildings and bridges appear somewhat smaller. This forced perspective is an important element in layout construction, regardless of scale.


While browsing the post-holiday sale items at Toys “R” Us, I discovered the Power City Construction kits for kids ages eight and above (Photo 1). That is in my age range, so I gave the Power City 160-piece Extension Pack a try. These kits sell for around \$8 per kit. The resulting steel girder structure measures 2” between floors, which would amount to an 8’ height per floor in 1/4” scale. This would be slightly under size for a front row O scale building. However, the scale of this model steel skeleton looks just about perfect when positioned four or more feet away from the viewer and is especially effective when used as a backdrop building.



To build the girder system, I began with a predrilled Masonite base. One drop of CA cement was used at the molded pin at the



base of the vertical girder (Photo 2). This location of the adhesive will lock together all the vertical and horizontal components of the structure.

The open appearance of the girders and I-beams trimmed out with construction LED lights results in an eye-catching focus in the busy city landscape. I use this steel girder framework both as a separate backdrop structure and also as a girder framework in the upper half of a partially constructed building (Photo 3). In Photo 4 a completed girder structure has been added to the top of a partially completed building constructed with Korber parts. This combination of Korber panels and steel girder parts effectively simulates a building under construction. After construction lighting has been added to the building that has been detailed with a construction crane and supplies, the structure becomes an interesting focus in a city block.

Modern steel girder engineering began during the industrial revolution in the late 1800s. In 1880 most buildings had exterior weight-bearing walls, and by the year 1900, most construction involved steel framework. In the early 1900s, photos of buildings under construction look very similar to the open-girder system of this Power City Construction kit (Photo 5). In those early days, the entire steel framework was completed before the floor and wall structures were built. Photos from those early days show no safety fences and no floor structure. This open-girder cage system would not be compliant with the many structural and safety regulations mandated by today's building codes. Steel girder structures produced from these Power City kits are visually interesting, are easy to build, and have an acceptable size. The scale of the girder buildings blends perfectly with the completed skyscrapers of Tower City. These unfinished steel girder buildings are frozen in time. Construction crews work every day, but these Tower City buildings will always remain "under construction." 





- Full Service Online Train Shop
- Selling New and Used O Gauge
- Mail-in Service, Repairs and Upgrades

**Make Bundled Best Offers
and SAVE!**

www.JTTrains.com

or call: 540-878-0397

“America’s Oldest Brewery” Boxcar

Join the Lionel Operating Train Society (LOTS) today and order our latest club car! The Lionel®-manufactured **Standard O Scale** size Yuengling Brewery double-sheathed boxcar is 11-1/2" long and features opening doors, die-cast sprung trucks and operating couplers, simulated wood-sheathed exterior, steam era fishbelly-style underframe with separately applied metal details, and operates on O-31 and larger curves.



Price: \$74.00 each, plus S&H - Order Deadline: March 11, 2016
Delivery: November 2016.

Join LOTS and order your cars today, so you don't miss out!

Membership Benefits Include:

- SWITCHER magazine--6 times a year!
- Exciting Conventions (Philadelphia, PA - July 10-16, 2016).
- Outstanding website with "Members Only" section.
- Limited Edition Lionel Club Cars.
- Lionel® Catalogs mailed to your home.
- Great friendships and sharing of operating tips.

For membership or car purchase information, visit www.lots-trains.org or call (513) 598-8240



Back View

\$99⁹⁹
each

Power & Light Building (9"W x 17"L x 6"H) 279-3051

This prebuilt, prelit and limited-edition O gauge building is intended to be an emergency backup or "peaking" electrical generating plant powered by a natural gas or diesel engine that one sees so often near hospitals, government institutions and corporate computer installations. This structure comes complete with a generator, transformer and plenty of other details. Large windows allow you to peer into the facility, providing you with glimpses of the workers, scattered toolboxes, a few lockers and even a pin-up calendar. Beautifully lit by LED lights, you're able to see all the exquisite details within the display. The exterior also features an attractive façade with the addition of 6 lush bushes and 2 leafy trees. And, of course, Jack the German Shepherd can be seen happily lounging on the grass. Adorned with animated signage ("Harvey Hottwatts" and a "Menards Power & Light" signs), this model will transport any train set back to yesteryear. This structure lights up with the addition of a 4.5-volt power adapter (sold separately).



Top View

MENARDS®

To order, simply visit www.menards.com and enter 279-3051 in the search bar!

While supplies last. First come first serve. Shipping and handling charges will be calculated based on your order total during the checkout process.



Custom Model Railroads

We build dreams... and MORE!



We Specialize In:

- Complex Multi-Level Track Plans • Multi-Train Operation • Operating Accessories • TMCC™ and DCS™ Control Systems • Yards and Switches • Control Panels



Bridges available to purchase for your layout

East Coast Enterprises

www.trainlayouts.com

973-366-5788



www.diecastdirect.com/ogr

3005 Old Lawrenceburg Road, Frankfort, KY 40601
Phone Orders: 1-800-718-1866 M-F 9am-5pm EST



New!

U.S. Border Patrol Helicopter
#FR-47-USBP - 1:43 Scale - \$19.95



New!

U.S. Forest Service Helicopter
#FR-47-USFS - 1:43 Scale - \$19.95



1950 Cadillac Type 61 Coupe
#SPK2920 - 1:43 Scale - \$74.95



1935 Auto Union Type Lucca
#MIN410-352000 - 1:43 Scale - \$79.95



New!

James Bond Goldfinger Aston Martin DB5
#HW-BLY26 - 1:43 Scale - \$57.95



New!

Kenworth T470 Garbage Truck with Bin
#JOY223206-CR - 1:43 Scale - \$12.95



Volkswagen Window Bus with Open Roof
#YM432080R - 1:43 Scale - \$17.95

AD Code OG2016 for \$9.95 Shipping.



Ask for a Free Catalog with Your Order!
1-800-718-1866
1-502-227-8697

K & P BRICK & BUILDING CO.

Coal Mine Kits

Available in O, ON30 and S Gauge

KP4814 KP4815 KP4816

- Craftsman kits
- Most parts cut to length

Send S.A.S.E. for more information



79 Hidden Hill Farm Ln. • York, Pa 17403-9363 • 717-747-0493

Interested in Advertising in this Magazine?

Call 1-800-980-6477 to Find Out More!

LIGHT WORKS USA™

By Miller Engineering

New Animated Billboards!!

Uncle Sam Roadside Billboard...show your Patriotism! We could not think of a more American sign than this Uncle Sam recruiting poster. May also be used as a roof top sign. A show stopper on any layout. J. M. Flagg's 1917 poster, based on the original British Lord Kitchener poster of three years earlier, was used to recruit soldiers for both World War I and World War II. **Limited edition sign!**

Miller Engineering

PO Box 282

New Canaan CT 06840

Tel. 203-595-0619 Fax 203-322-6116

www.microstru.com

See your dealer first, if not in stock, order direct.



88-2151 - Uncle Sam Billboard
Size 4.3" W x 5.1 T
Suitable for O scale
Price \$49.95, plus \$7.50 S&H



THE POWER OF ONE

LIONEL UNIVERSAL REMOTE


Running multiple locomotives has never been easier! Use this single remote to operate any of your LionChief™, LionChief™ Plus and FlyerChief™ engines. Your need for multiple remotes is a thing of the past. It's that simple.



KEY FEATURES:

- Controls any existing or future O Gauge LionChief™ Plus and S Gauge FlyerChief™ locomotives
- Controls most O Gauge LionChief™ Ready-to-Run set locomotives
- Use remote to operate up to three locomotives
- Remote "Train Memory" preserves current speed and direction of engine when toggling operation between different locomotives






Building a Layout: Grade Crossings on Curved Track

When you make grade crossings (where a road crosses the tracks) on a train layout, it is always best to make them on straight sections of track (Photo 1). If you're using GarGraves or Ross track, the height of the center rail above the ties is always $.215''$, or just a little over $7/32''$. That makes constructing grade crossings pretty easy due to one nice simple fact. If you use $3/16''$ thick foam core board for the road filler material between the rails, the actual thickness measures out to be just about $.180''$. The rail stands up $.215''$, so the rail will stick out above the road filler material by $.045''$, or just a hair above $1/32''$.

That little $1/32''$ will help ensure that the locomotive's center-rail pickup roller maintains good electrical contact with the center rail while it goes over the road. Even if the roller is slightly worn, as long as the roller doesn't have a gap deeper than $1/32''$,

it will still pass over the grade crossing and stay in full contact with the rail.

The width of the foam core board filler material between the center rail and the outside rail must leave a wheel flange slot at least $.170''$ (just under $3/16''$) to pass wheel flanges through the grade crossing smoothly. Both modern-style fast-angle wheels and postwar-style wheels will pass easily through a slot of that width. Don't forget to bend down the ends of the foam core board to allow a slight ramp for operating car slide shoes to jump up and ride smoothly over the grade crossing. But reality being what it is, it sometimes just isn't possible to make a grade crossing on straight tracks. My layout has just such a problem. Due to space restrictions, I ended up with a two-lane road that must cross right over a double-curve main line as it runs through town (Photo 2).



2



6



7




3



8



4



5

Photo 3 shows how I made the road come up to the outside rails of the grade crossing by gluing down the foam core board to the tops of the ties on the curves. In Photo 4, I've finished off the surface of the road with Woodland Scenics #ST1453 Asphalt Top Coat paint. This is wonderful stuff that makes modeling road surfaces easy. Photo 5 shows something very interesting and very important about what happens to fast-angle wheel sets when they go through a curve. If you look closely, you can actually see that the wheel set rides up on the outside of the curve until the outer wheel flange catches the outside rail. Because of the angle on the wheels, that actually adds to the realism, too. It will cause the railcar to lean over just a tiny bit as it goes through the curve simulating banking of the track, also called superelevation. As you can see, the result is the inside wheel actually pulls away from the rail leaving a gap between the wheel flange and the inside rail. That gap becomes very important when you make a grade crossing on curved track because you have to allow for a wider gap on the inside of the curve than you do on the outside of the curve.

My tests and measurements show that the wheel flange gap on the inside rail on a curved track needs to be every bit of .185" wide, a little more than 3/16", while the outer rail needs only a gap of about .130", or 1/8" wide. Anything less on the inside of the curve



will result in some wheel flanges catching on the road material, jumping out of the flange slot, and derailing the train.

The foam core board that fills up the area between the center rail and the wheel flange gap also needs to bend a little to form a curve as it follows along on the track curve. I have found that if you cut foam core board wide enough to fill the whole gap between the center rail and the wheel slot, it then does not want to bend enough to follow the curve of the track without buckling up on the surface. That just isn't going to work.

The cure is to cut the strip of foam core board narrow enough to allow it to bend easily to follow the track curve and then glue it down so that you can control the wheel flange gap as you go. Sure, that will end up leaving a gap between the center rail and the foam core board, but don't worry about it. I have a cure for that, as you will see.

When you cut the foam core board filler strips, make them only 5/16" wide (Photo 6). That is narrow enough to gently

bend the foam core board filler strip to follow the curve of the track without buckling up on the surface. When you cut them to length, make them an inch or so too long for the width of the grade crossing itself. On one end of each strip, cut a bevel (Photo 7) so it ends up looking like the ones shown in Photo 8. Then notice how much past the width of the grade crossing the strip needs to go, and cut the strip to the length needed to allow the remaining end to be beveled.

In Photo 9, I've done a trial run using some steel T pins (Woodland Scenics #ST1432 Foam Nails) to force the foam core board strip into a curve to follow the curve of the track. When you push the T pin through the foam core board and into the track tie, the material follows the curve of the track very nicely without buckling up on the surface.

Make a gap spacing tool out of material that is 3/16" thick. I used a stick of plastic that I found to be 3/16" thick. Then put down a bead of Elmer's glue on the ties near the center rail of the



16



17



18



19



20

inside of the curve (Photo 10). Using your gap tool to space the foam core board away from the outer rail, push in a T pin through the foam core board and into the wooden tie (Photo 11). I found that I could do that on every other tie. Later I found that it was just as easy to do it on every tie, making sure that the gap remained the same all the way along. When I finished my double-track main line, it looked like what you see in Photo 12. In the inset, you can see the unwanted ugly gap that results on both sides of the center rail. This was necessary due to the need for the foam core board strips to be narrow enough to bend smoothly and follow the curve of the track. When the glue has dried, carefully remove all the T pins.

Photo 13 shows Woodland Scenics Smooth-It #ST1452. This is what you will use to fill the gap on both sides of the center rail. Mix it half-and-half with water, pushing it in the gap between the

foam core board and the center rail. If it is too thick, add just a drop of water and stir to a thinner consistency. Smooth off the top of the Smooth-It paste so that the filler comes out the exact same height as the top surface of the foam core board. I used a coffee stir stick to fill in the gap and a chisel-blade hobby knife as a small putty knife to smooth off the top surface (Photo 14). Keep the edge of the knife tight against the center rail as you sweep away the excess paste. Be sure to trim off the excess paste on the ends with a knife or the rounded end of the wooden stir stick.

When the paste has hardened, sand the surface smooth with a sanding stick designed to fit in small spaces (Photo 15). Sand it so that the filler material is at the same level as the top of the foam core board filler. Also be sure that you have that center rail still sticking out that all-important 1/32" above the top of the pavement height.

To finish this project, paint the surface of your grade crossing using some more of the asphalt top coat (Photos 16 and 17). Be sure to wipe the paint off the top of the center rail and the wheel rails with your finger to keep the rails clean for good electrical contact. When the paint dries, it should look like the grade crossing in Photo 18.

Add some white striping for the road edges (1/16" wide Chartpak Tape #BG6210M or 1/8" wide #BG12510M found on-line and in art supply stores). The finished result is shown in Photos 19 and 20. Grade crossings that look good and perform well are an important touch on a train layout. It's another part of the illusion that makes the whole scene a lot more believable. 🛠️

Genuine crushed granite BALLAST

For ultra realism Natural gray blend
The only product of its kind 1:48 scale



5 lbs. only \$15⁹⁵
plus shipping

Brennan's Model Railroading (816) 252-4605
Box Box 520174 • Independence, MO 64052

www.brennansmodelrr.com

www.nationalrailroadworx.com

6-82188 MTA Metro North M-7
LionChief Set
On Sale for \$249.99

National Railroad Worx
305 Island Road
Mahwah NJ 07430
201.934.7447

email : trains@nationalrailroadworx.com
Facebook page : [Nationalrailroadworx](https://www.facebook.com/Nationalrailroadworx)

National **Railroad Worx** Contact : Stacey Frasca

NEW KIT

BEN FRANKLIN STORE

RIVER LEAF MODELS, LLC www.riverleafmodels.us
riverleafmodels@gmail.com
Mobile: 561 374-4847

**Custom made 750 Ton
Concrete Roberts &
Schaeffer Coaling Tower**

www.harryhieke.com

Time To Replace Your Battery?
Do it with the **original BCR!**
Over 200,000 units in service.

Battery Component Replacement circuit
Looks and Works like a 9-volt battery

NEW! BCR2
Used in new 3-volt PS2 and PS2 upgrades.
Permanently replace your MTH and Lionel® battery with the BCR circuit. No longer do you need to charge or replace the battery to operate the engine. After one minute of track power to charge the BCR circuit, the engine is ready to run.

Expert PS1 and PS2 Repairs
Call or check website for
specials and quantity discounts

BCR \$24.95 PS2 Upgrades \$250
*Requires an additional circuit \$5.00 s/h

J and W Electronics
427 Sarah Woods Dr. Red Lion, PA 17356
717-417-2820
E-mail: jandwelectronics@yahoo.com
www.jandwelectronics.com

S&W PARTS SUPPLY

**LIONEL PARTS DEALER AND AUTHORIZED
SERVICE STATION #91 PROVIDING EXPERT
REPAIRS TO PREWAR, POSTWAR AND ALL
MODERN LIONEL EQUIPMENT AS WELL AS
LIONEL WARRANTY NEEDS**

EMAIL: trains@sandwparts.com
Hours: Tuesday - Friday: 9-5PM EST
TEL - (518) 280-5197
762 Whitney Drive Niskayuna, NY 12309
NY Sales Tax (where applicable) & shipping

New O Scale Signal

**Modern D Type Dual Head
3 over 3**
All Brass Construction
With LEDs, Exact Scale
No.3403 \$69.99

Visit Our Redesigned
And Updated Web Site!
Visit Us On Facebook!

N.J. INTERNATIONAL, INC.
P.O.Box 1686 Land O Lakes
Florida 34639
(813) 406-4288
sales@njinternational.com
www.njinternational.com

Carl's Toy Trains

Home of the Breakman's Riveting Tool Set
Factory quality riveting for 'O' & 'S' gauge model
trains, that is quick, easy and affordable!!!

website: www.rivetin.com
phone: 781-367-7578
e-mail: carl@rivetin.com

P.O. BOX 443 • MEDFORD, MA 02155-0005

Specializing in all scale model trains

LIONEL TRAINS **MTH ELECTRIC TRAINS**
AUTHORIZED SERVICE CENTER

Jr Junction **TRAIN & HOBBY**
WWW.JRJUNCTION.COM
Phone Orders 315.451.6551

New DVDs from TM



TM is proud to announce the first in a series of instructional videos covering the new electronic control systems that have raised the bar for operating model trains. In Part 1, we show how easy Lionel's TMCC and LEGACY are to install and use and how they take you to an entirely new dimension of fun and realism.

60 min
Product code: LEGACY
\$19.99



60 minutes of all-new Christmas layouts and heartwarming stories with great toy train action that brings back memories of Christmas mornings long ago. Acquired in HD and widescreen.

60 min
Product code: TTRDVD5
\$19.99

FREE Shipping
OVER \$59



To see more DVDs visit our website www.tmbv.com

Box 9228, Michigan City, IN 46361
(219) 879-2822 • (800) 892-2822



DISPLAY SHELVES FOR YOUR TRAIN ROOM!




Satin Finish, Hardened Anodized Extruded Aluminum
No Brackets Needed
Raised Rails Hold Your Trains in Place
6 Ft. Lengths, Expandable with Joiner Pins Supplied
Special Cutting Available

Combination "HO/S" Gauge \$12.00
"O" Gauge \$15.00
Combination "O/STD/LGB" Gauge \$24.00
Plus UPS Shipping



RAIL STOPS - This extremely versatile product is designed to fit our shelves or similar shelving from HO/S gauge or O gauge to O/STD/LGB gauge. RAIL STOPS can be used any place along your shelves and will prevent your trains from being rolled along the rails. RAIL STOPS fit all track and can be used in place of bumpers on train layouts.
RAIL STOPS are \$10.00 per dozen, including shipping.

NEW PRODUCT



RAIL END CAPS - The newest addition to Glenn Snyder Display Systems product line. Designed to trim the ends of our shelves or similar shelving. RAIL END CAPS will give a finished look to the end of your shelves and will prevent your trains from being knocked off the ends. Please specify when ordering: combination "HO/S" gauge, "O" gauge or combination "O/STD/LGB" gauge.
RAIL END CAPS are \$3.50 each, any size.
Plus shipping and handling.

GLENN SNYDER DISPLAY SYSTEMS
260 Oak Street • Buffalo, NY 14203
Toll Free 1-877-852-4676 • Fax 1-716-852-4677
e-mail: glenn@gsds.com • www.gsds.com
ALL PRODUCTS MADE IN USA

ANGELA TROTTA THOMAS

PAINTING AN AMERICAN ICON

CELEBRATES 25 YEARS LICENSED BY LIONEL TRAINS LLC WITH A COMMEMORATIVE BOOK



FEATURING OVER 100 OF ANGELA'S
LIONEL TRAIN PAINTINGS

Beautiful 12 x 9 Coffee table book
Orange Cloth Binding
\$65.00 + \$7.00 s/h

Many other limited edition artist proof packages
available go to:
www.angelatrottathomas.com
for more details

Only 300 Artist Proof books are available in the different
combinations featured on Angela's website!

www.AngelaTrottaThomas.com

e-mail: angelatrottathomas@gmail.com

Officially Licensed by Lionel L.L.C. phone: 570-510-0082



Send \$2 for Item Listing,
Price Info and Catalog
See More Pics on FLICKR

R-BISHOP SINCE 1985
MODEL CRAFTERS
P.O. Box 2325 • Jenkintown, PA 19046 • (802) 310-6815

www.modelcrafters.com
e-mail:
modelcrafters@yahoo.com

U.S. Army M37 5"/38 Gun Load on Drop Center Flat Car



HIGHLY DETAILED
US Army M37 5"/38 Gun
load on drop center flat
car w/real wood plank
deck. Gun is white
metal castings w/tarp
covers & wood cradle.
All serial numbers
unique. Mod. No.
AR4B-FC5.2USA
O-Gauge-3 Rail
\$325. + \$15. S & Ins.
(2995)

COMMEMORATING THE UNITED STATES MILITARY RAILWAY SERVICE
CUSTOM DESIGNED • HANDCRAFTED • SIGNED • COPYRIGHTED

The Public Display Track *Exclusives Atlas O*



Art File Shown -- NOT Actual Image

Nevada Northern Hopper

\$64.95 each (3 rail) plus S/H
\$69.95 each (2 rail) plus S/H

Southern Pacific Hopper



www.publicdeliverytrack.com

PO Box 2637
Paso Robles, CA 93447-2637
pdt212@gmail.com • (805) 226-0320

The Public Delivery Track
"We know trains!"



HENNING'S TRAINS

128 SOUTH LINE STREET LANSDALE, PA 19446

Serving The Model Railroader Since 1939

BUY • SELL • NEW • USED • TRADE


AUTHORIZED LIONEL DEALER & SERVICE STATION

PreWar/PostWar Restoration Parts, Paints, Tools, Books & Videos

www.HENNINGSTRAINS.COM



Member
Since '66



301-475-5381 • FAX: 301-475-0337
40845 Merchant's Lane
P. O. Box 1707
Leonardtown, MD 20650
We Accept Mastercard, Visa, & Discover
Actual UPS Shipping
Sidetrackhobbies@erols.com
www.sidetrackhobbies.com

EARLY ORDER BUY PRICE LIST

LIONEL CORP. STD. GAUGE STEAM LOCOMOTIVES

Item No.	Description	OUR PRICE
11-1034-1	Two-Tone Brown 400E Std. Gauge Steam Engine w/Proto-Sound 3.0	\$879
11-1038-1	Baltimore & Ohio No. 6 Steam Engine w/Proto-Sound 3.0	\$779
11-1039-1	Long Island No. 6 Steam Engine w/Proto-Sound 3.0	\$779
11-1040-1	Strasburg No. 6 Steam Engine w/Proto-Sound 3.0	\$779
11-1041-1	Pennsylvania No. 6 Steam Engine w/Proto-Sound 3.0	\$779
11-1042-1	Great Northern 4696 Steam Engine w/Proto-Sound 3.0	\$879
11-1043-1	Lehigh Valley 4696 Steam Engine w/Proto-Sound 3.0	\$879
11-1044-1	New York Central 4696 Steam Engine w/Proto-Sound 3.0	\$879
11-1045-1	Pennsylvania 4696 Steam Engine w/Proto-Sound 3.0	\$879

LIONEL CORP. STD. GAUGE ELECTRIC LOCOMOTIVES

11-2038-1	Milwaukee Road Std. Gauge Super 381 Electric Engine w/Proto-Sound 3.0	\$1,099
11-2039-1	Pennsylvania Std. Gauge Super 381 Electric Engine w/Proto-Sound 3.0	\$1,099
11-2040-1	Two-Tone Brown Std. Gauge Super 381 Electric Engine w/Proto-Sound 3.0	\$1,099
11-2041-1	New Haven Std. Gauge Super 381 Electric Engine w/Proto-Sound 3.0	\$1,099

LIONEL CORP. STD. GAUGE SPECIALTY SETS

11-5012-1	Lionel Lines No. 342E Outfit Std. Gauge Passenger Set w/Proto-Sound 3.0	\$495
11-5013-1	Christmas No. 318E Freight Set w/Proto-Sound 3.0	\$495

LIONEL CORP. STD. GAUGE FREIGHT CARS

11-30150	Lionel Lines No. 212 Std. Gauge Gondola Car	\$119
11-30152	New York Central No. 212 Std. Gauge Gondola Car	\$119
11-30153	Katy No. 214 Std. Gauge Box Car	\$119
11-30154	New York Central No. 214 Std. Gauge Box Car	\$119
11-30155	Chesapeake & Ohio No. 215 Std. Gauge Oil Car	\$119
11-30158	Lehigh Valley No. 216 Std. Gauge Coal Car	\$119
11-30159	Pennsylvania No. 217 Std. Gauge Illuminated Caboose	\$119
11-30160	Baltimore & Ohio No. 219 Std. Gauge Derrick Car	\$169
11-30162	Lionel Lines No. 219 Std. Gauge Derrick Car	\$169
11-30164	Christmas No. 514R Std. Gauge Refrigerator Car	\$95
11-30168	Pennsylvania No. 515 Std. Gauge Oil Car	\$95
11-30169	Texaco No. 515 Std. Gauge Oil Car	\$95
11-30170	Esso No. 515 Std. Gauge Oil Car	\$95
11-30180	Lionel Lines No. 219 Std. Gauge Derrick Car	\$169
11-30182	New York Central No. 217 Std. Gauge Illuminated Caboose	\$129
11-30185	Lionel Lines No. 212 Std. Gauge Gondola Car	\$119
11-30193	Curve Beer No. 514R Std. Gauge Refrigerator Car	\$95
11-30194	Pacific Fruit Express No. 514R Std. Gauge Refrigerator Car	\$95
11-30195	Railway Express Agency No. 514R Std. Gauge Refrigerator Car	\$95
11-30196	Robin Hood Beer No. 514R Std. Gauge Refrigerator Car	\$95
11-30197	Union Pacific No. 514 Std. Gauge Box Car	\$95
11-30198	Santa Fe No. 514 Std. Gauge Box Car	\$95
11-30199	Pennsylvania No. 514 Std. Gauge Box Car	\$95
11-30200	Baltimore & Ohio No. 514 Std. Gauge Box Car	\$95
11-30201	Shell No. 215-3 Std. Gauge 3-Dome Oil Car	\$119
11-30202	Mazda Lamps No. 215-3 Std. Gauge 3-Dome Oil Car	\$119
11-30203	Celanese Chemicals No. 215-3 Std. Gauge 3-Dome Oil Car	\$119
11-30204	Clark Oil No. 215-3 Std. Gauge 3-Dome Oil Car	\$119
11-30205	Sterling Fuels No. 215-2 Std. Gauge 2-Dome Oil Car	\$119
11-30206	Philadelphia Quartz Company No. 215-2 Std. Gauge 2-Dome Oil Car	\$119
11-30207	Cook's Paints No. 215-2 Std. Gauge 2-Dome Oil Car	\$119
11-30208	Hercules No. 215-2 Std. Gauge 2-Dome Oil Car	\$119
11-30209	Pennsylvania No. 216-1 Std. Gauge Covered Hopper Car	\$119
11-30210	Pittsburgh & Lake Erie No. 216-1 Std. Gauge Covered Hopper Car	\$119
11-30211	Jack Frost No. 216-1 Std. Gauge Covered Hopper Car	\$119
11-30212	General Electric No. 216-1 Std. Gauge Covered Hopper Car	\$119
11-30213	Pennsylvania No. 212-1 Std. Gauge Covered Gondola Car	\$119
11-30214	Lionel Lines No. 212-1 Std. Gauge Covered Gondola Car	\$119
11-30215	New York Central No. 212-1 Std. Gauge Covered Gondola Car	\$119
11-30216	Great Northern No. 212-1 Std. Gauge Covered Gondola Car	\$119
11-30217	Lionel Lines No. 211-1 Std. Gauge Flat Car w/Wheel Load	\$119
11-30218	Altoona Shops No. 211-1 Std. Gauge Flat Car w/Wheel Load	\$119
11-30219	Baldwin Locomotive Works No. 211-1 Std. Gauge Flat Car w/Wheel Load	\$119
11-30220	Lima Locomotive Works No. 211-1 Std. Gauge Flat Car w/Wheel Load	\$119
11-30221	Chessie No. 217-1 Std. Gauge Illuminated Bay Window Caboose	\$139

11-30222	Union Pacific No. 217-1 Std. Gauge Illuminated Bay Window Caboose	\$139
11-30223	New York Central No. 217-1 Std. Gauge Illuminated Bay Window Caboose	\$139
11-30224	Long Island No. 217-1 Std. Gauge Illuminated Bay Window Caboose	\$139
11-30225	Pennsylvania 4018 Automobile Car	\$119
11-30226	New York Central 4018 Automobile Car	\$119
11-30227	Shell 4010 Tank Car	\$119
11-30228	Gulf 4010 Tank Car	\$119
11-30229	Blue Coal 4006 Hopper Car	\$119
11-30230	Waddell Coal 4006 Hopper Car	\$119
11-30231	New York Central 4021 Illuminated Caboose	\$139
11-30232	Pennsylvania 4021 Illuminated Caboose	\$139

LIONEL CORP. STD. GAUGE PASSENGER CARS

11-40007	Blue & Silver 3-Car Std. Gauge 300 Series Passenger Set	\$349
11-40040	BLUE COMET 3-CAR STD. GAUGE PASSENGER SET	\$995
11-40041	BLUE COMET STD. GAUGE BAGGAGE CAR	\$339
11-40042	BLUE COMET STD. GAUGE COACH CAR	\$339
11-40073	Lionel Lines No. 310 Baggage Passenger Car	\$119
11-40074	Lionel Lines No. 309 Coach Passenger Car	\$119
11-40095	Baltimore & Ohio 3-Car Std. Gauge Pullman Passenger Set	\$619
11-40096	Long Island 3-Car Std. Gauge Pullman Passenger Set	\$619
11-40097	Strasburg 3-Car Std. Gauge Pullman Passenger Set	\$619
11-40098	Pennsylvania 3-Car Std. Gauge Pullman Passenger Set	\$619
11-40099	Milwaukee Road 3-Car Std. Gauge State Set	\$1,059
11-40100	Milwaukee Road Std. Gauge Solarium State Car	\$349
11-40101	Milwaukee Road Std. Gauge State Coach Car	\$349
11-40102	Milwaukee Road Std. Gauge State Baggage Car	\$349
11-40103	Pennsylvania 3-Car Std. Gauge State Set	\$1,059
11-40104	Pennsylvania Std. Gauge Solarium State Car	\$349
11-40105	Pennsylvania Std. Gauge State Coach Car	\$349
11-40106	Pennsylvania Std. Gauge State Baggage Car	\$349
11-40107	Two-Tone Brown 3-Car Std. Gauge State Set	\$1,059
11-40108	Two-Tone Brown Std. Gauge Solarium State Car	\$349
11-40109	Two-Tone Brown Std. Gauge State Coach Car	\$349
11-40110	Two-Tone Brown Std. Gauge State Baggage Car	\$349
11-40111	Great Northern 3-Car Std. Gauge Presidential Set	\$1,059
11-40112	Great Northern Std. Gauge Presidential Diner Car	\$349
11-40113	Lehigh Valley 3-Car Std. Gauge Presidential Set	\$1,059
11-40114	Lehigh Valley Std. Gauge Presidential Diner Car	\$349
11-40115	New Haven 3-Car Std. Gauge State Set	\$1,059
11-40116	New Haven Std. Gauge Solarium State Car	\$349
11-40117	New Haven Std. Gauge State Coach Car	\$349
11-40118	New Haven Std. Gauge State Baggage Car	\$349

LIONEL CORP. O GAUGE STEAM LOCOMOTIVES

11-6053-0	Chessie 263E Tinsplate Loco & Tender (Traditional)	\$399
11-6053-1	Chessie 263E Tinsplate Loco & Tender w/Proto-Sound 3.0	\$399
11-6056-1	Lionel Lines 261E Tinsplate Loco & Tender w/Proto-Sound 3.0	\$299
11-6057-1	Lionel Lines 261E Tinsplate Loco & Tender w/Proto-Sound 3.0	\$299

LIONEL CORP. O GAUGE ELECTRIC LOCOMOTIVES

11-6061-1	Milwaukee Road #256 Electric w/Proto-Sound 3.0	\$399
11-6062-1	Pennsylvania #256 Electric w/Proto-Sound 3.0	\$399

LIONEL CORP. O GAUGE SPECIALTY SETS

11-5509-0	Christmas No. 269E Distant Control Freight Set (Traditional)	\$399
11-5510-1	Lionel Lines No. 269E Distant Control Freight Set w/Proto-Sound 3.0	\$399

LIONEL CORP. O GAUGE FREIGHT CARS

11-70080	U.S. Army Air Corps No. 2820 Series O Gauge Floodlight Car	\$99
11-70086	Peacock/Dk. Green No. 2660 O Gauge Crane Car	\$79
11-70102	Mobile No. 2654 O Gauge Tank Car	\$55
11-70103	Esso No. 2654 O Gauge Tank Car	\$55
11-70104	Blue Coal No. 2653 O Gauge Hopper Car	\$55
11-70105	Peabody No. 2653 O Gauge Hopper Car	\$55
11-70106	Curve Beer No. 2655 O Gauge Box Car	\$55
11-70107	Hood's Grade A Milk No. 2655 O Gauge Box Car	\$55
11-70108	Lionel Lines No. 2655 O Gauge Box Car	\$55
11-70109	Lionel Lines No. 2657 O Gauge Caboose	\$55
11-70110	Lionel Lines No. 2657 O Gauge Caboose	\$55
11-70111	Lionel Lines No. 2657 O Gauge Caboose	\$55
11-70113	Pennsylvania No. 2814 O Gauge Box Car	\$75
11-70114	Santa Fe No. 2814 O Gauge Box Car	\$75
11-70115	Long Island No. 2814 O Gauge Box Car	\$75
11-70116	Alaska No. 2814 O Gauge Box Car	\$75
11-70117	M.K. Goetz Brewing No. 2814R O Gauge Refrigerator Car	\$75
11-70118	Gerber Products No. 2814R O Gauge Refrigerator Car	\$75
11-70119	Roberts & Oake Meats No. 2814R O Gauge Refrigerator Car	\$75
11-70120	Sullivan's Packing No. 2814R O Gauge Refrigerator Car	\$75
11-70121	Western Maryland No. 2816 O Gauge Coal Car	\$75
11-70122	Pittsburgh & Lake Erie No. 2816 O Gauge Coal Car	\$75
11-70123	Waddell Coal No. 2816 O Gauge Coal Car	\$75
11-70124	Blue Coal No. 2816 O Gauge Coal Car	\$75
11-70125	Clark Oil No. 2815 O Gauge Oil Car	\$75
11-70126	Celanese Chemicals No. 2815 O Gauge Oil Car	\$75
11-70127	Shell No. 2815 O Gauge Oil Car	\$75
11-70128	Cook's Paints No. 2815 O Gauge Oil Car	\$75
11-70129	Chesapeake & Ohio No. 2817 O Gauge Illuminated Caboose	\$79
11-70130	Long Island No. 2817 O Gauge Illuminated Caboose	\$79

11-70131	Southern No. 2817 O Gauge Illuminated Caboose	\$79
11-70132	Jersey Central No. 2817 O Gauge Illuminated Caboose	\$79
11-70133	Strained Vegetables No. 2814R O Gauge Transition Refrigerator Car	\$75
11-70134	Roberts & Oake Meats No. 2814R O Gauge Refrigerator Car w/Die-Cast Postwar Trucks	\$75
11-70135	M.K. Goetz Brewing No. 2814R O Gauge Refrigerator Car w/Die-Cast Postwar Trucks	\$75
11-70136	Gerber Products No. 2814R O Gauge Refrigerator Car w/Die-Cast Postwar Trucks	\$75
11-70137	Sullivan's Packing No. 2814R O Gauge Refrigerator Car w/Die-Cast Postwar Trucks	\$75
11-70138	Pennsylvania No. 2814 O Gauge Box Car w/Die-Cast Post War Trucks	\$75
11-70139	Santa Fe No. 2814 O Gauge Box Car w/Die-Cast Post War Trucks	\$75
11-70140	Long Island No. 2814 O Gauge Box Car w/Die-Cast Post War Trucks	\$75
11-70141	Alaska No. 2814 O Gauge Box Car w/Die-Cast Post War Trucks	\$75
11-70142	Clark Oil No. 2815 O Gauge Oil Car w/Die-Cast Post War Trucks	\$75
11-70143	Celanese Chemicals No. 2815 O Gauge Oil Car w/Die-Cast Post War Trucks	\$75
11-70144	Shell No. 2815 O Gauge Oil Car w/Die-Cast Post War Trucks	\$75
11-70145	Cook's Paints No. 2815 O Gauge Oil Car w/Die-Cast Post War Trucks	\$75
11-70146	Western Maryland No. 2816 O Gauge Coal Car w/Die-Cast Post War Trucks	\$75
11-70147	Pittsburgh & Lake Erie No. 2816 O Gauge Coal Car w/Die-Cast Post War Trucks	\$75
11-70148	Waddell Coal No. 2816 O Gauge Coal Car w/Die-Cast Post War Trucks	\$75
11-70149	Blue Coal No. 2816 O Gauge Coal Car w/Die-Cast Post War Trucks	\$75
11-70150	Chesapeake & Ohio No. 2817 O Gauge Illuminated Caboose w/Die-Cast Post War Trucks	\$79
11-70151	Long Island No. 2817 O Gauge Illuminated Caboose w/Die-Cast Post War Trucks	\$79
11-70152	Southern No. 2817 O Gauge Illuminated Caboose w/Die-Cast Post War Trucks	\$79
11-70153	Jersey Central No. 2817 O Gauge Illuminated Caboose w/Die-Cast Post War Trucks	\$79
11-70154	Santa Fe No. 2814 O Gauge Transition Box Car	\$75

LIONEL CORP. O GAUGE PASSENGER CARS

11-80048	Great Northern 3-Car O Gauge 710 Series Passenger Set	\$339
11-80049	Chessie 4-Car O Gauge 2600 Series Set	\$379
11-80050	Southern 4-Car O Gauge 2600 Series Set	\$379
11-80051	Chessie No. 2613 Pullman Car	\$95
11-80052	Southern No. 2613 Pullman Car	\$95
11-80059	Milwaukee Road 3-Car O Gauge 710 Series Passenger Set	\$339
11-80060	Milwaukee Road O Gauge 713 Passenger Baggage Car	\$119
11-80061	Milwaukee Road O Gauge 710 Passenger Coach Car	\$119
11-80062	Pennsylvania 3-Car O Gauge 710 Series Passenger Set	\$339
11-80063	Pennsylvania O Gauge 713 Passenger Baggage Car	\$115
11-80064	Pennsylvania O Gauge 710 Passenger Coach Car	\$115

LIONEL CORP. ACCESSORIES

11-90027	No. 441 Weigh Scale	\$319
11-90042	No. 64 Street Lamp	\$26
11-90053	No. 43 Runabout Boat	\$365
11-90065	Cream & Blue Std. Gauge #89 Flag Pole & Base	\$43
11-90066	Lionel Lines Std. Gauge #89 Flag Pole & Base	\$43
11-90078	American Flag AF Old Glory Flag Pole & Base	\$85
11-90114	Red/Gray No. 152 Operating Crossing Gate	\$43
11-90115	Black w/Gray Pole No. 153 Operating Block Signal	\$43
11-90116	Black No. 154 Highway Flashing Signal	\$43
11-90117	Cream/Orange No. 437 Cream & Orange Switch Tower	\$255
11-90119	American Flyer No. 4230 Roadside Flashing Signal	\$85
11-90122	Lionel Lines No. 437 Switch Tower	\$255
11-90123	Lionel Lines No. 98 Coal House	\$159

STD. GAUGE TRACK

with & without ROADBED and ELECTRONICS IN STOCK TINPLATE TRADITIONS. STD. GAUGE STEAM LOCOMOTIVES

10-1342-1	Red #1134 Ives Steamer w/Proto-Sound 3.0	\$859
10-1343-0	Black #1134 Ives Steamer (Traditional)	\$859
10-1343-1	Black #1134 Ives Steamer w/Proto-Sound 3.0	\$859
10-1344-0	Green #1134 Dorfan Steamer (Traditional)	\$799
10-1344-1	Green #1134 Dorfan Steamer w/Proto-Sound 3.0	\$799
10-1345-0	Blue #1134 Dorfan Steamer (Traditional)	\$799
10-1345-1	Blue #1134 Dorfan Steamer w/Proto-Sound 3.0	\$799
10-1346-0	Black #1134 Dorfan Steamer (Traditional)	\$799
10-1346-1	Black #1134 Dorfan Steamer w/Proto-Sound 3.0	\$799
10-1347-0	Bonnie Blue #1134 Dorfan Steamer (Traditional)	\$859
10-1347-1	Bonnie Blue #1134 Dorfan Steamer w/Proto-Sound 3.0	\$859

TINPLATE TRADITIONS. STD. GAUGE PASSENGER CARS

10-5100	National Limited 4-Car Std. Gauge 418 Set	\$789
10-5101	Black Diamond 4-Car Std. Gauge 418 Set	\$789
10-5102	Green 4-Car Std. Gauge Dorfan Passenger Set	\$575
10-5103	Blue 4-Car Std. Gauge Dorfan Passenger Set	\$575
10-5104	Ivory/Yellow Red 4-Car Std. Gauge Dorfan Passenger Set	\$575
10-5105	Bonnie Blue 4-Car Std. Gauge Dorfan Passenger Set	\$575

TINPLATE TRADITIONS. ACCESSORIES

10-1026	No. 2036 B Leipzig Station (English)	\$999
10-1027	No. 2036 B Leipzig Station (German)	\$999
10-1028	No. 2036 B Leipzig Station (French)	\$999
10-4021	#89 Ives Deluxe Water Tower	\$179
10-4066	Monorail Straight Rail (4/pack)	\$35
10-4067	Monorail Curved Rail (4/pack)	\$35
10-4068	Monorail Riser w/Base (4/pack)	\$55
10-4076	#89 Ives Deluxe PA Water Tower	\$165
10-4077	Monorail Figure 8 Over-and-Under Expansion Set	\$69

**SOME ITEMS MAY BE LIMITED. ORDER EARLY.
AMERICA'S LARGEST CONTEMPORARY TIN PLATE DEALER**

The Helper Engine

George Brown



From Ridiculous to Sublime

Over my years as a product reviewer, I've worked with a broad cross-section of locomotives from just about all the major suppliers. As can be expected, these products were all great, but a few stood above all the rest for one reason or another.

With most of the OGR staff at last week's fall TCA meet in York, here at the OGR Southwest Office, also irreverently referred to as the Fort Comanche outpost, we troops held our own train meet resulting in a vote for the most ridiculous and the most sublime locomotives reviewed over the past decade. The envelopes please!

For the most ridiculous product of the decade, the hands down winner is...the MTH Coors Light Silver Bullet Train Set from Run 225 (Photo 1). The Coors train garnered an instantaneous nomination as well as an undisputed and unanimous vote. It was a technologically complex train set with its outlandish locomotive plus three freight cars that were styled like a huge beverage cooler one might see in the back of a bistro or meeting hall. The set was actually well engineered and it ran great. Aside from the brilliant chrome plating that necessitated donning my Ray-Bans before switching on the floodlights for the photo shoot, it was also terminally weird appearing and sounding, just like the train in the Coors Light beer ads.

Each car had a large door on one side that opened on command from the DCS handheld controller. When the door opened, smoke representing a cold vapor billowed out of the cold blue illuminated interior of the car with simulated cases of beer stacked inside on pallets.

For our sublime category, the cornucopia of really great locomotives to choose from created several spirited discussions among the troops—actually, more than several. The sheer volume of nominations that were called out quickly became unmanageable, and also rather noisy, which ultimately precipitated a compromise. There would be both a winner and a runner-up in two categories: diesel and steam. To be considered, a nominee had to be 1:48 scale with exceptional detail and excellent running characteristics. To quote the Google definition of sublime, the winners and runner-ups would be “of such excellence, grandeur, or beauty as to inspire great admiration or awe.”

After several rounds of votes, the winner of the decade's most sublime model of a diesel locomotive is the

Atlas O Lackawanna Phase 1 F3 reviewed in Run 229 (Photo 2). In a unique marketing paradigm for 3-rail O gauge locomotives, Atlas offered powered and dummy A and B units as individual items. Several mixes of powered and dummy units from one A unit to a bankrupting number of A and B units could be assembled, depending of course on the size of the hobbyist's wallet or credit card limit. All units were correctly numbered, and B units were only available in road names that actually owned the real ones. Both A and B units had die-cast frames and also featured working diaphragms that looked






3



4



5



6

and worked great between the closely coupled multiple units. Each unit had prototypically correct external options, such as stacks for a steam generator, according to its road name and unit number. Additionally, A units were shipped with a scale pilot and coupler that the hobbyist could install if wanted. Scale fidelity was excellent, and each unit was acoustically sealed for awesome sound from the Lionel-licensed RailSounds system. Best of all, our evaluation lashup of powered A and B units plus a dummy A was fabulous on the rails.


For the runner-up diesel, the vote went to the MTH Premier Line Santa Fe Dash 8-40CW from Run 254 (Photo 3). The model's details included opening crew doors plus separate external air pipes and electrical conduits, see-through screens and grilles, hand-painted valve handles, and more. Then there's the glorious Super Fleet color scheme that was perfection in the painter's art. For a finishing touch, the Proto-Sound 2.0 recording of a real GE 7FDL16 diesel startup was awesome. As to the Dash 8's operation under DCS control, what can I say—it was great!

Limited-production, hand-built brass locomotives frequently have a strong advantage in detail over similar die-cast steam locomotives. With that stated, the vote for steam locomotive of the decade elected the exquisitely detailed and excellent running Y6b from 3rd Rail, reviewed in Run 242 (Photo 4). Nearly indiscernible attributes like sprung driver journals with realistically articulating side rods were hard to beat, and the big N&W Mallet had two sets of them. In fact, all the axle journals on the engine and tender were sprung.

Hangers on the boiler that supported the running boards were yet another in a long list of subtle and realistic details. One feature that is totally out of sight is 3rd Rail's signature drive mechanism that uses a large Pittman motor to turn a parallel drive shaft through a toothed carbon fiber belt. Best of all, the drive shaft runs in ball bearings. Electronics included the then-popular Engineer-On-Board speed control with the Lionel-licensed TMCC and RailSounds 4.0.

Capturing a close second place in the vote was the Lionel Vision Line Big Boy from Run 278, a technological masterpiece with its copious number of standard and innovative operating features and details (Photo 5). One of these operating features was the simulated coal load in the tender bunker that visually dropped as the engine ran, with the rate of the drop increasing or decreasing depending on how far the virtual throttle was opened. With its Legacy control and realistic RailSounds, the Big Boy put on an outstanding show on the rails and also presented an impressive stature when on display. As a built-to-order locomotive, its price tag was equally...uh, impressive.

One last honor that wasn't on the ballot for the ridiculous to sublime vote was this product reviewer's all-time favorite O gauge locomotives. This category caught all the voting troops by surprise because I reviewed the engines more than 10 years ago. The group of course protested vigorously, but you see, as the reviewer I had

the "super vote." My absolutely favorite set is the three-unit Atlas O diesel lashup in Photo 6. All three units were actually from Atlas O's second release in 2006, which we didn't review. The prototypes for the two powered Dash 8-40BW's and the dummy GP60B decorated in the Santa Fe Super Fleet livery were the locomotives that rekindled my interest in real and O gauge trains in the early 1990s. 

831 NW 143RD STREET, MIAMI, FL 33168
Tel: (305) 688-8868 Fax: (305) 948-0339

E-Mail: rttrains@aol.com

www.ReadyToRollTrains.com

Order Line: 1-877-RTR-TRNS (787-8767)

Call for Summer/Fall Hours

**MOUNTAINS -- TREES -- TUNNELS
SCENERY ITEMS -- ACCESSORIES
BRING YOUR LAYOUT TO LIFE**



MTH MEGA STATION
FULL LINE TRAIN STORE - WE'VE GOT IT ALL

MTH Digital Command System

50-1001	DCS SYSTEM	319.99
50-1003	TIU TRACK INTERFACE UNIT	174.99
50-1004	AIU ACCESSORY INTERFACE UNIT	104.99
50-1009	MINI-TO-MINI CABLE	9.99
50-1014	WIRING TERMINAL BLOCK	24.99
50-1019	PS 2.0 BATTERY CHARGER	19.99
50-1020	24-PORT TERMINAL BLOCK	34.99
50-1032	TIU - LEGACY CABLE	24.99

WOODLAND SCENICS BUILT & READY BUILDINGS



5841 \$99.99
LUBENER's
GENERAL STORE



5842 \$99.99
HARRISON's
HARDWARE



5843 \$99.99
J.W.
COBBLER



5852 \$127.95
THE DEPOT
****NEW****



5844 \$109.99
CORNER
EMPORIUM



5845 \$115.99
COUNTRY
STORE EXPANSION



5846 \$115.99
DEUCE's
BIKE SHOP



5847 \$124.99
DAVENPORT
DEPT. STORE



5848 \$129.99
MORRISON's
DOOR FACTORY



5849 \$124.99
ETHYL's
GAS & SERVICE



5850 \$109.99
SULLY's
TAVERN



5851 \$115.99
J. FRANK's
GROCERY

FREE SHIPPING WITH THE PURCHASE OF THREE OR MORE BUILDINGS

WOODLAND SCENICS FIGURES & SCENERY ACCENTS

2721 TRAIN MECHANICS	18.49	2732 BYSTANDERS	18.49	2747 RAIL WORKERS	20.99	2758 PARK BENCHES	15.49
2722 TRAIN PERSONNEL	18.49	2733 ENGINEERS	19.49	2748 WELDERS & ACCESSORIES	19.99	2759 PEOPLE SITTING	19.99
2723 TRACK WORKERS	18.49	2734 HOBOS	18.49	2749 PARK BUMS	20.99	2760 SHOOTIN' HOOPS	20.99
2724 HOLSTEIN COWS	19.49	2736 POLICEMEN	18.49	2750 FARMERS MARKET	20.99	2761 ROAD CREW	19.99
2725 DOGS & CATS	18.49	2737 BLACK BEARS	19.49	2751 GONE FISHING	20.99	2762 ROAD CREW DETAIL	20.99
2726 TOMBSTONES	19.49	2738 DEER	19.49	2752 BICYCLE BUDDIES	20.99	2763 PEDESTRIANS	20.99
2727 CHECKER PLAYERS	18.49	2739 ASSORTED CRATES	20.99	2753 MASONRY WORKERS	20.99	2764 STREET ACCESSORIES	20.99
2728 FULL FIGURED FOLKS	18.49	2740 NEWSSTAND	19.49	2754 CAMPERS	20.99	2765 BACKYARD BARBEQUE	18.49
2729 DOCK WORKERS	19.49	2742 CITY WORKERS	19.99	2755 CANOERS	20.99	2766 MISCELLANEOUS FREIGHT	20.99
2730 GENERAL PUBLIC	18.49	2743 JUG BAND	19.99	2756 FAMILY FISHING	20.99	2767 HEREFORD COWS	19.49
2731 PASSENGERS	18.49	2744 WORKERS w/FORKLIFT	20.99	2757 DEPOT WORKERS	20.99	2768 PEOPLE & PETS	19.49

MILLER ENGINEERING--LIGHTWORKS ILLUMINATED ANIMATED SIGNS

MANY MORE AVAILABLE	CALL US	4982 BUDWEISER	27.99	9782 NOISE R US FIREWORKS	22.99
0071 RAILWAY EXPRESS AGENCY	39.99	5061 ROUTE 66	37.49	9881 DEKAYS DENTAL SUPPLY	27.49
1051 BORDENS DAIRY	39.99	5071 CHAMPION SPARK PLUGS	39.99	9981 SHERWIN WILLIAM PAINT	27.49
1061 COPPERTONE	39.99	5181 TEXACO	42.99	88-0101 LARGE CRACKER JACK	39.99
1081 HEINZ	39.99	5281 BETHLEHEM STEEL	29.99	44-0102 SMALL CRACKER JACK	24.99
1251 LAS VEGAS	26.39	5381 FIRESTONE	39.99	88-0151 LARGE A&P	39.99
1281 I.F.ART & SONS SEPTIC	36.79	5481 OK USED CARS	39.99	44-0152 SMALL A&P	27.99
1381 DRIVE-IN THEATER	44.79	5681 GREYHOUND BUS	31.99	88-0251 SCRANTON THE ELECTRIC CITY	39.99
2061 SHERWIN WILLIAMS PAINT	45.49	5882 GREYHOUND BUS	31.99	88-0301 LIONEL ROADSIDE BILLBOARD	39.99
2071 YMCA	28.99	6061 MORTON SALT	39.99	88-0351 LIONEL BILLBOARD	39.99
2081 ATLAS MOVING	27.49	6071 ESSO	43.49	88-0401 MTH BILLBOARD	39.99
2481 WESTERN AUTO	27.49	6081 GULF	43.49	88-0451 LARGE ZENITH	39.99
2582 BREYERS ICE CREAM	24.99	6281 SALVATION ARMY	39.99	88-0452 SMALL ZENTH	23.99
2681 DR PEPPER	27.49	7061 PLANTERS PEANUTS	39.99	88-0551 LARGE "BLUE" SANTA FE	39.99
2781 GENERAL ELECTRIC	39.99	7071 SOUTHERN PACIFIC	39.99	44-0552 SMALL "BLUE" SANTA FE	27.49
2881 DOMINO SUGARS	39.99	7081 BOWLING ALLEY	27.49	88-0601 DENVER RIO GRANDE	39.99
2981 CLARK	37.49	7582 REXALL DRUG	24.99	44-0602 SMALL DENVER RIO GRANDE	27.49
3071 YMCA	28.99	7781 SHELL	45.49	88-0651 ENTRANCE SIGN VARIOUS	47.49
3581 SUNOCO	39.99	7881 H&C COFFEE	27.49	88-0801 DRUNKEN CLAM	39.99
3681 REDDY KILOWATT	39.99	7981 WHITE FUEL CORP	27.49	44-0852 SMALL LIFESAVERS NOT 3-D	27.99
3682 REDDY KILOWATT	23.99	8061 MILLER HIGH LIFE	39.99	44-0902 SMALL KODAK NOT 3-D	27.99
3881 UNION STATION	39.99	8071 RCA VICTOR "DOG"	39.99	88-0951 LARGE AMERICAN FLYER	39.99
3882 UNION STATION	26.39	8081 BARBER POLE	31.99	88-1001 4 SEASONS HEATING & COOLING	36.99
4061 WONDER BREAD	39.99	8281 AMTRAK	37.49	88-1011 LARGE MADISON HARDWARE	39.99
4071 AMERICAN FLAG	42.99	8581 BLUE DIAMOND MFG	27.49		
4081 PABST BLUE RIBBON	45.49	8681 SANDPIPER LOUNGE	27.49		
4181 MAXWELL HOUSE COFFEE	39.99	8781 CITGO	27.49		
4281 PENNSYLVANIA	39.99	8881 RYLIE's RADIO REPAIR	27.49		
4381 CASTROL MOTOR OIL	39.99	8981 GALAXY DRIVE-IN	27.49		
4481 LUV SHACK	28.99	9061 PENNZOIL	42.99		
4581 NEW YORK CENTRAL	39.99	9071 JESUS SAVES	28.99		
4681 MOBILGAS	39.99	9081 GALAXY TOOL & DIE	27.49		
4803 4.5v DC POWER SUPPLY	16.99	9181 STANDARD PLUMBING SUPPLY	27.49		
4804 6-SIGN POWER CONVERTER	12.99	9282 CITY LIGHT & POWER	22.99		
4805 10-POSIT PWR DIST BLOCK	15.99	9381 I.C.SPARKS & SONS WELDING	27.49		
4881 SAUER's VANILLA	29.99	9481 PATRIOT FLAG Co.	27.49		
4981 BUDWEISER	39.99	9581 ARCTIC REFRIGERATION	27.49		

Custom Painting Available
By "JIMBO's"

Prices listed are for mail order only and subject to change. Quantities are limited. Not responsible for errors in printing. Florida residents add tax.
Non-refundable UPS shipping charges additional; minimum shipping charge \$9.00. 10-Day returns for unused goods; 15% restocking fee.



**3-D
SIGNS**

88-0851	LARGE 3-D LIFESAVERS	44.99
88-0901	LARGE 3-D KODAK	44.99

Scheduled Meets

Scheduled Meets listings cost \$25.00 per issue. Listings may be placed via e-mail at info@ogaugerr.com or by regular mail. For more information, visit www.ogaugerr.com and click on "Train Meets" in the menu displayed in the left-hand column.

January 16-17, 2016

PLANO, TX – 31st Annual Winter Train Show, Plano Center, 2000 E. Spring Creek Pkwy. 10a-5p Sat., 10a-4p Sun., Adm: \$8 under 12 free w/adult. Free Adm: Scouts and Scout leaders. Info: Richard Archison 817-269-1777 cell or 817-426-3006 work, www.dfwtrainshows.com.

January 30, 2016

LA CROSSE, WI – 25th Annual Great Tri-State Rail Sale RR Show & Swap Meet, La Crosse Center, 2nd and Pearl Streets. 9a-3p, Adm: \$5, under 12 free w/adult. Info: 4000 Foundation, P.O. Box 3411, La Crosse, WI 54602 or 608-781-9383.

February 7, 2016

WALLINGFORD, CT – Classic Shows LLC Train & Toy Show, Zandri's Stillwood Inn, 1074 S. Colony Rd. Rte. 5, Exit 13 on I-91. Adm: \$6, 12 and under free w/adult. Info: 203-926-1327, www.classicshowslc.com.

February 13, 2016

JACKSONVILLE, FL – 38th Model Train & Railroadiana Show, Prime Osborn Convention Center, 1000 Water St. 9a-5p, Adm: \$8, under 12 free. Info: Alan Altman, P.O. Box 985, Land O'Lakes, FL 34639, 813-949-7197, rrshows@aol.com or www.gsgerr.com.

February 20, 2016

STAFFORD, TX – San Jacinto Model RR Club Greater Houston Train Show, Stafford Center, 10505 Cash Rd. at Murphy Rd., southwest of US Hwy 59. 10a-4:30p, Adm: \$6, \$1 for 12-18, under 12 free, maximum \$12 per family. Operating layouts, classes, photo contest, videos, and vendors. Info: www.sanjacmodeltrains.org or steve.sandifer@sbcglibal.net.

March 12-13, 2016

FOLEY, AL – Annual Train Show Caboose Club & Swarm, Civic Center, 407 E. Laurel Ave. Sat. 9a-5p, Sun. 10a-4p, Adm: \$4, free under 10, military, fire, police. Layouts and dealers. Info: Bob Adams, santafebob95@msn.com, Charlie Boyer 251-914-0893, charlieboyer6@att.net.

FT. MYERS, FL – Scale Rails Spring Train Show, Araba Temple, 2010 Hanson St. 10a-4p, Adm: \$7, teens \$2, under 12 free. Info: Jim Edmier, 17807 Dracena Circle, N. Ft. Myers, FL 33917, 239-731-0520.

March 13, 2016

TOLEDO, OH – Toledo Toymasters Greater Train & Toy Show, Owens Community College, Student Health and Activities Center, 30335 Oregon Rd., Perrysburg. 11a-4p, Adm: \$6, early birds \$10, under 12 free w/adult. Info: Randy Ramsey, 1566 South Ave., Toledo, OH 43609, 419-215-4181, trainmasters@bex.net.

March 19-20, 2016

KIRTLAND, OH – Railfest 2016, Lakeland Community College (AFC), 7700 Clocktower Dr., NMRA MCR Division 5. 10a-4p, all-gauges, over 400 tables. Info: 440-357-8890.

March 20, 2016

TRUMBULL, CT – Classic Shows LLC Train & Toy Show, Trumbull Marriott, Merritt Pky. 180 Hawley Ln. Exit 8 on Rt. 8. Adm: \$6, under 12 free w/adult. Info: 203-926-1327, www.classicshowslc.com.

April 1-3, 2016

LOMBARD, IL – Chicago O Scale Meet (2-rail), Western Lombard Yorktown Center, 70 Yorktown Center. Fri. dealer setup, Sat. 9a-5p, Sun. 9a-2p., Adm: \$20 for entire weekend. Buy, sell, trade, clinics, discussion groups, layout tours, model contest. Largest O scale show out there. Info: Melissa 630-745-7600, www.marchmeet.net.

Be sure and visit our
Web Store at
www.ogaugerr.com

"I now have 20/20 sharpness" – says Pedro Pinhole

FRICKO PINHOLE LENS

- In focus from 3 inches to infinity.
 - For miniature photos, gives dolls' perspective, photos can be taken looking up at models, perfect focus of foreground and background, no vertical line distortion, makes models look real.
 - Available for 35mm SLR cameras: CANON, EOS, KONICA, MINOLTA, NIKON, OLYMPUS, MAXXUM, PENTAX K, PENTAX S, YASHICA, CONTAX
- Send SASE for information. **A. J. Fricko Co., P.O. Box 523, Union, KY 41091-0523**

Genuine Limestone HIGHBALL BALLAST a solid track record

- For all scales: Z, N, HO, S, O, 1, G.
 - Send SASE for catalog.
- HIGHBALL PRODUCTS CO.
P.O. Box 523, Union, KY 41091-0523**

JD's Trains Giant Sale

After 10 years of selling trains, I've accumulated a lot of inventory and it's time to start moving it out! Only at:

www.jdstrains.com

New items added weekly. **FREE SHIPPING** within the Continental US on orders over \$200 (excluding track).

**JD's Trains, Inc
7267 Olive Blvd
St. Louis, MO 63130
sales@jdstrains.com, Sorry no phone**

United States Postal Service

Statement of Ownership, Management, and Circulation

1. Publication Title O Gauge Railroading	2. Publication Number 1062-11482	3. Filing Date 11/18/15
4. Issue Frequency 7 times per year	5. Number of Issues Published Annually 7	6. Annual Subscription Price \$34.95
7. Complete Mailing Address of Known Office of Publication (Not printer) (city, county, state, and ZIP+4) 33 Sheridan Road, Youngstown, OH 44514		
8. Complete Mailing Address of Headquarters or General Business Office of Publisher (Not printer) 33 Sheridan Road, Youngstown, OH 44514		
9. Full Name and Complete Mailing Address of Publisher, Editor, and Managing Editor (Do not leave blank) Richard Melvin, 33 Sheridan Road, Youngstown, OH 44514 Allan Miller, 33 Sheridan Road, Youngstown, OH 44514		
10. Owner (Do not leave blank. If the publication is owned by a corporation, give the name and address of the corporation immediately followed by the names and addresses of all stockholders owning or holding 1 percent or more of the total amount of stock. If not owned by a corporation, give the name and address of the individual owner. If owned by a partnership or other unincorporated firm, give its name and address as well as those of each individual owner. If the publication is published by a nonprofit organization, give its name and address.)		

11. Known Bondholders, Mortgagees, and Other Security Holders Owning or Holding 1 Percent or More of Total Amount of Bonds, Mortgages, or Other Securities. If none, check box. <input checked="" type="checkbox"/> None	12. Tax Status (For completion by nonprofit organizations authorized to mail at nonprofit rates) (Check one) <input type="checkbox"/> The purpose, function, and nonprofit status of this organization and the exempt status for federal income tax purposes. <input type="checkbox"/> Has Not Changed During Preceding 12 Months <input type="checkbox"/> Has Changed During Preceding 12 Months (Publisher must submit explanation of change with this statement)
---	--

13. Publication Title O Gauge Railroading	14. Issue Date for Circulation Data Below January 2016
15. Extent and Nature of Circulation	Average No. Copies Each Issue During Preceding 12 Months
a. Total Number of Copies (Net press run)	23,000
b. Paid and/or Requested Circulation	
(1) Paid (Include Subscriptions Stated on Form 3541)	12,350
(2) Requested (Include Subscriptions Stated on Form 3541)	11,963
c. Free Distribution Outside the Mail (Carriers or other means)	8,500
d. Total Free Distribution (Sum of 15c and 15d)	8,500
e. Total Distribution (Sum of 15b and 15e)	21,665
f. Copies not Distributed	1,435
g. Total (Sum of 15a and 15f)	23,145
h. Paid and/or Requested Circulation (Include Subscriptions Stated on Form 3541)	100
i. Total (Sum of 15b and 15h)	100

16. Publication Title O Gauge Railroading	17. Issue Date for Circulation Data Below January 2016
18. Extent and Nature of Circulation	Average No. Copies Each Issue During Preceding 12 Months
a. Total Number of Copies (Net press run)	23,000
b. Paid and/or Requested Circulation	
(1) Paid (Include Subscriptions Stated on Form 3541)	12,350
(2) Requested (Include Subscriptions Stated on Form 3541)	11,963
c. Free Distribution Outside the Mail (Carriers or other means)	8,500
d. Total Free Distribution (Sum of 15c and 15d)	8,500
e. Total Distribution (Sum of 15b and 15e)	21,665
f. Copies not Distributed	1,435
g. Total (Sum of 15a and 15f)	23,145
h. Paid and/or Requested Circulation (Include Subscriptions Stated on Form 3541)	100
i. Total (Sum of 15b and 15h)	100

Dealer Roundhouse

AZ Mesa

Specializing in O, O27, MTH, Lionel, Atlas O
Largest selection of current O gauge trains in the state!
PS2, PS3 and Legacy experts! Closed Sun & Mon.



ARIZONA TRAIN DEPOT
755 McKellips Rd Ste 5 480-833-9486
www.arizonatraindepot.com

CA Roseville (Sacramento)

Exclusively model trains since 1989.
Authorized Lionel Repair center. Other scales available.
Open 7 days.



RAILROAD HOBBIES
119 Vernon St 916-782-6067
www.rhobbies.com

CO Louisville

Full Service Train Store specializing in O Gauge
Authorized Lionel Service center. Other scales available.
Mon-Fri 10-6, Sat 10-4 closed Sunday.



TIM'S TOY TRAINS
1140 E South Boulder Rd 303-666-5468
www.timstoytrains.com

FL Orlando

O scale and Lionel.
Factory authorized Lionel repair station.



COLONIAL PHOTO & HOBBY INC.
634 N Mills St 407-841-1485
www.colonialphotohobby.com

IA Urbandale

MTH, Lionel, Atlas, Weaver, 3rd Rail, Artista,
Williams, DPM, detail parts - supplies.
Rte I-80/35 Exit 129, 2 miles south



HOBBY HAVEN
2575 86th St 515-276-8785
www.hobbyhaven.com

KS Overland Park

O, S, HO, N, G and Z scales. Lionel and MTH authorized
service center. New used and vintage trains and memorabilia.
Lionel, MTH, AF, Marklin and LGB



FRED'S TRAIN SHOP
7327 W 80th St 913-383-3500
www.fredstrains.com

MD Gaithersburg

Trains and more serving your creative needs.
Primarily O and HO, scenery and tools. Order N & G.
Authorized repairs and upgrades available.



ENGINE HOUSE HOBBIES-GAITHERSBURG
1A East Diamond Ave 301-590-0816
www.enginehousehobbies.net

MI Fraser

Specializing in 2-rail O scale.
We stock all O scale brands in depth!
Open 7 Days - Credit cards accepted.



P & D HOBBY SHOP
31280 Groesbeck Hwy 586-296-6116
www.pdhobbyshop.com

NC Winston-Salem

Authorized dealer for MTH, Lionel, K-Line, Sunset/3rd Rail.
Large selection of older MTH. Store layout.
First in O gauge! Mon-Sat 10 to 6.



TRAIN LOFT
4007-B Country Club Rd 336-760-9817
www.trainloft.com

NJ Pt Pleasant Beach

Lionel Value Added Dealer, authorized MTH Retailer. A
Complete Model RR Store with expert repair & service.
N, HO, S and O Gauge. New location open 7 days a week.



THE TRAIN ROOM
715 Arnold Ave 732-892-5145
www.trainroomnj.com

CA Burbank


So. Cal's leading "O" Gauge store!
3rd Rail, Centerline, GarGraves, OS/Industries,
TM Books & Videos, Woodland Scenics.



THE TRAIN SHACK INC
1030 N Hollywood Way 818-842-3330
www.trainshack.com

CA Westminster

Largest selection of O/G in So Cal!
Discount Prices. Huge selection of used trains!
Open 6 Days a week!



MILEPOST 38 TOY TRAINS
6462 Industry Way 714-893-1015
www.milepost38modeltrains.com

CT Cos Cob

Well rounded store featuring special orders.
M-S 9:30 to 5:30. Closed Sunday.



ANN'S HOBBY CENTER
405 E Putnam Ave 203-869-0969

FL Pensacola

All scales - Buy, Trade and Sell. Operating Layouts.
Tuesday through Saturday, 9 am to 5 pm



TRAINS BY JOHNSON
10412 N Palafox St 850-478-8584
www.trains-usa.com

IL Berwyn

Largest selection of 3-rail O gauge trains in Chicagoland.
In store layout. Authorized Value-Added dealer & service.
Open 6 days



BERWYN'S TOY TRAINS
7025 Ogden Ave 708-484-4384
www.berwynstoytrains.com

KS Overland Park

O Gauge, HO, G and N scale. Lionel, MTH authorized service
center. Mon - Fri 9 to 5, Sat 10 to 4



FRANK'S TRAIN SHOP
15105 Metcalf Ave 913-681-6830
www.frankstrains.com

MD Leonardtown

Specializing in Lionel Corporation Tinplate!
Authorized dealer for all O Gauge manufacturers.
3 operating layouts of all gauges, Z thru G. M-F 9-5, Sat 9-3



SIDE TRACK HOBBIES
25479 Point Lookout Rd 301-475-5381
www.sidetrackhobbies.com

MI Saginaw


Auth. Lionel Service/Heritage Dealer, MTH, Weaver, Atlas O,
LGB, Walther's, Aristo-Craft. Parts, paints, tools, supplies.
Mon - Sat 9:30-5:30



BRASSEUR ELECTRIC TRAINS, INC
410 Court St 989-793-4753
www.traindoctor.com

NJ Barnegat


Lionel and MTH Authorized Service Station.
Lionel Value Added Dealer. Electric Railroad Company
Command Control and Sound Kits Sales & Installations.



ALL ABOARD TRAINS-BARNEGAT
8 Transom Lane 609-693-2552
www.allaboartrains1.com

NJ Somerville

All scales N thru G, Open Tues-Fri 11-7 Sat 11-5 Sun 12-4
Also stock Weaver, Williams, Woodland Scenics, Scenic
Express, Atlas, Lionel, MTH. Custom orders encouraged.



BIG LITTLE RR SHOP
63 W Main St 908-685-8892
www.biglittle.com

CA Culver City

A friendly model railroad store since 1946.
3 miles from LAX. All scale, all sizes including Marklin,
Fleischman and Digitrax too. Info@alliedmodeltrains.com



ALLIED MODEL TRAINS
4371 Sepulveda Blvd 310-313-9353
www.alliedmodeltrains.com

CA Yuba City

Williams entire catalog in stock. Same day shipping.
Written order confirmations. Huge inventory of Tinplate,
Hi-Rail O, O27, books, videos, tools and supplies.



WESTERN DEPOT
1650 Sierra Ave, Ste 203 530-673-6776
www.westerndepot.com

DE Ocean View

Lionel new & used. Atlas, Bachmann, MTH. We buy used
trains. Auth. Lionel repairs. Large inventory of used HO trains.
Tues-Sat 11-4:30 Closed Sun/Mon. No sales tax in DE.



SEASIDE HOBBIES
15 Daisey Ave 302-539-1601
www.seasidehobbies.com

FL Sarasota

Trains! Trains! Trains!
Operating O gauge layout.
Mon-Thu 10-6, Fri 10-8, Sat 10-5.



GULF COAST MODEL RAILROAD
3222 Clark Rd 941-923-9303
www.gcmrr.com

IL Chicago

Largest variety of 3-rail.
Repair Service. Books & video tapes.
Service is the key to our success. Give us a call.



CHICAGOLAND HOBBY
6017 Northwest Hwy 773-775-4848
www.chicagoland-hobby.com

MD Cockeysville

Authorized Lionel & MTH Sales & Service. Great selection of
O, HO, & N scale trains from most manufacturers.
Books, DVDs, & Scenery products.



M B KLEIN
243A Cockeysville Rd 410-229-9995
www.modeltrainstuff.com

MD Mount Airy

All gauges G to Z. Lionel, Flyer, American Models, LGB,
Marklin, Atlas. Trains, accessories & scenic materials.
Authorized Lionel Svc. Station. Since 1910. Visit our website!



TRAIN DEPOT-MOUNT AIRY
1 South Main St 301-607-8155
www.traindepotmd.com

MO St. Louis

Lionel & American Flyer Specialists.
Large selection at discount prices. We buy, sell and repair.
Value-added Dealer & Service Station.



ELECTRIC TRAIN OUTLET
9517 Page Blvd 314-428-2211
www.electrictrainoutlet.com

NJ Cedar Grove


Authorized Marklin, Lionel, Sales.
LGB, O27, HO, N and Z scale trains.
Sales and Service!



TONY'S TRAIN TOWN-CEDAR GROVE
575 Pompton Ave 973-857-2337
www.tonystraintown.com

NJ Totowa

Lionel, K-Line, GarGraves, Atlas. Ameri-Towne Buildings.
Authorized Lionel Service Station.
New and Used. Buy and Sell.



WALKER'S HARDWARE
294 Union Blvd 973-942-2694

CA Pasadena

Exclusively Trains since 1951. Authorized Lionel, MTH, LGB,
Atheam, Atlas. Open 7 days. Large selection of
O - On30 - O27 - G. Brass, books & tools.



THE ORIGINAL WHISTLE STOP
2490 E Colorado Blvd 626-796-7791
www.thewhistlestop.com

CO Denver

EXPERT REPAIRS
Lionel New and Old - MTH - Atlas O
American Flyer - Marx - Electric RR Company



ONLY 3 RAIL
7245 Gilpin Way #220 303-638-8357
www.only3rail.com

FL Miami

Largest all train store in the south. Z, N, HO, O, On30, S, G,
Stand Gauge. MTH, Lionel, Atlas O, Weaver, Williams and
LGB. Open Mon-Sat 9-6, Sun 10-3.



READY TO ROLL INC
831 NW 143rd St 305-688-8868
www.readytorolltrains.com

GA Atlanta

"The Best Train Store In Atlanta." Full selection of O Gauge
items. Repairs on premises.
Friendly staff, great service, best prices!



LEGACY STATION
4153 Lawrenceville Hwy 770-339-7780
www.legacystation.com

IN Mishawaka

We buy and sell Lionel and Flyer.
Areas largest preowned O,S,HO and N



NEW YORK CENTRAL TOYS & HOBBIES
2000 Lincolnway East 574-255-8538
www.nyctrainstore.com

MD Forest Hill

Model Trains & Accessories. All gauges and makes.
Hi-Rail & Scale bought, sold and repaired.
Railroad Gifts!



FOREST HILL STATION
15 E Jarrettsville Rd 410-893-1089

ME York Village

Most scales available. New Pre-owned and vintage. Working
Layout! Jan - Apr open Thurs thru Mon 10-5. May - Dec -
Open DAILY 10 - 5.



YORK VILLAGE MARKET PLACE
891 US Route 1 207-363-4830
www.yorkvillagemarketplace.com

NC Spencer


MTH, Lionel, Atlas, HO, N, Z, books & videos!
Authorized Lionel & MTH Service Center
Tuesday through Saturday - 10:00 to 5:30



LITTLE CHOO CHOO SHOP INC.
500 S Salisbury Ave 800-334-CHOO
www.littlechoochoo.com

NJ Newton

Authorized Lionel and MTH sales & service.
New and used trains in a friendly place.
Tues. - Sat. 10 AM - 5 PM Thurs. evening until 8 PM



FEELS LIKE HOME LLC
185 Spring St 973-383-9100
www.feelslikehomeonline.com

NV Las Vegas

Lionel, MTH trains and accessories. New and used.
Buy, sell, repair. Value-Added Dealer and Service Station.



TRAIN ENGINEER
2550 Chandler #53 702-597-1754

Dealer Roundhouse

NY Freeport

Long Island's oldest hobby shop.
MTH, Lionel, LGB, S, HO and N gauges.
Since 1946. Visit us or our website!



NASSAU HOBBY CENTER INC.
13 W Merrick Rd 516-378-9594
www.nassauhobby.com

OH Cleveland

Cleveland's largest Lionel dealer. MTH, Williams, Flyer and Mark. Lotsa old stuff. Expert train repair.
All credit cards accepted. Call for hours.



TRADING POST TRAIN SHOP
4394 Pearl Rd 216-661-7300

PA Blue Ridge Summit

Train specialists with a large selection of O, HO, N scales.
Ready-to-Run kits & scratch-building supplies.



MAINLINE HOBBY SUPPLY
15066 Buchanan Trl E 717-794-2860
www.mainlinehobby.net

PA Imperial

MTH, Lionel, Kline, Atlas-O, GarGraves, USA Trains,
scenery supplies, repairs. O, HO and G Scales.
Collections bought. Large MTH Inventory.



IMPERIAL TRAIN CO.
450 Penn Lincoln Dr 724-695-7552
www.imperialtrainco.com

PA New Castle

Buy, sell, trade and repair all types of trains.
Giant Lionel miniature village display during holidays.
Call for hours.



THE UNDERGROUND RAILROAD SHOPPE
1906 Wilmington Rd 724-652-4912
www.undergroundrrshop.com

PA York

Train specialists in O, HO, S and standard gauge.
Most diversified selection of MTH in mid-atlantic region.
Loaded, one of America's 10 best shops.



B & E JUNCTION
17 Market St 717-699-1234

VA Manassas

Northern Virginia's largest train store!
Pre-War and Post War Lionel in stock.
Expert train repairs.



TOY TRAINS & COLLECTIBLES
7216 New Market Court 571-379-5497
www.toytrainsandcollectibles.com

NY Staten Island

Specializing in O gauge and Standard gauge model trains
and accessories. Low prices and great service.
Email: e-zcatch@verizon.net



E-Z CATCH MODEL TRAIN SHOP
5 Tysen St 718-727-7373
www.e-zcatch.com

OH Columbus

Specializing in Z, N, HO, O and G Scale European &
American Model Trains. Marklin, Walther's, Lionel, MTH,
Atlas. We Buy and Sell Used Toys and Trains.



ROBBIES HOBBIES
4578 N High St 614-265-7288
www.robby-hobbies.com

PA Broomall

Lionel, American Flyer, Williams, new MPC, Standard O and
S gauges bought, sold, traded. Authorized Service Center.



NICHOLAS SMITH TRAINS INC
2343 W Chester Pk 610-353-8585
www.nstrains.com

PA Irwin

Authorized Lionel Service Center #251.
Carrying a big line of die-cast cars & trucks.
Sales, service, and repair on all makes and models.



LEN'S TRAINS AND CUSTOM DIE-CAST
132 Laufer Ln (Mars Hill Rd) 724-446-9791
www.lenstrains.com

PA Salunga (Lancaster)

New and used O and HO trains, tools, scratch building
supplies. Full line hobby shop.
Tue, Wed, THUR 10 - 6 Fri 10 - 7 Sat 10 - 4



COOL TRAINS HOBBIES
106 W Main St 717-898-7119
www.cooltrains.com

SC West Columbia

All Scales - All Major Brands of Model Railroad Equipment.
We buy and sell used Lionel trains.
Open daily 10 to 6. Closed Sunday.



NEW BROOKLAND RR & HOBBY SHOP
405 State St 803-791-3958

WA Tacoma

Large selection of O gauge trains, scenery, paints & tools.
Mon-Sat 10am-6pm.



TACOMA TRAINS & HOBBIES
3813 North 26th St 253-756-7517
www.tacoma-trains.com

NY Tappan

Trains in all gauges, Lionel current, pre and postwar, Weaver,
MTH, Atlas O, GarGraves, LGB, REA, Thomas, Learning
Curve. Monday thru Saturday 10-6.



OLD & WEARY CAR SHOP INC
33 Rte 303 845-680-0405
www.theoldandwearycarshop.com

OH Mason (Cincinnati)

Full service trains. all scales new and old
bought, sold and traded.



DIXIE UNION STATION
110 W Main St 513-459-0460
www.dixieunionstation.com

PA Feasterville (Phila.)

Lionel, Flyer, LGB, K-Line, MTH, Marklin, HO, N, Z
Large displays. Buy/Sell/Repair. M-F 12 - 8, Sat 10 - 5
Sunday 10-5 December Only. Closed Sat In July & August



JOES TRAIN STATION
21 East Street Rd 215-322-5182
www.joestrainstation.com

PA Leola

O, O27, HO, S. Authorized Lionel Service Station #344.
Buy, sell, trade, repair and restore toy trains.



CONESTOGA HOBBIES
321 E Main St 717-656-0666

PA Strasburg

From trains to scenery, everything for the layout builder.
Buy, sell, trade used trains. Open 7 days.
Next to Choo Choo Barn.



CHOO CHOO BARN, INC.
Rte 741 E 717-687-7711
www.etrainshop.com

UT Salt Lake City

All scales available. Five operating layouts. Scenery supplies,
paint, DCC. Buy and sell all scales.
Hours 10-6 M - S Closed Sunday. All major Credit cards.



TRAIN SHOPPE
2964 S State St 801-322-2729
www.trainshoppe.com

WI Butler

Lionel, MTH, LGB, American Flyer, Matchbox Toys
Authorized Lionel and MTH Service Center
REPAIRS - BUY - SELL - TRADE



SOMMERFELDS TRAINS INC
12620 W Hampton Ave 262-783-7797
www.sommerfelds.com

OH Avonlake

3 Rail, 2 Rail and O Gauge Accessories
Quality Customer Service



UNCLE RAY'S TRAINS
32961 Pinoak Pkwy Suite 3 440-933-0609
www.uncle raystrainsoh.com

OH Oberlin (W. Clev.)

Where the bull stays in the barn
and the train rolls down the track.
Authorized MTH Service & Demo Center



STOCKYARD EXPRESS
49293 Plate Rd 440-774-2131
www.stockyardexpress.com

PA Hanover

New and used O and S gauge trains. MTH and Lionel
authorized dealer and service center.
Open Tue - Fri 12-5 Sat 10 - 4



TOY TRAINS UNLIMITED
38 York St 717-637-4717

PA Mercer

Specializing in all O Scale: needs from track, scenery and
Artista figures. Premier MTH and 3rd Rail brass locomotives.
Stop by and see our 21'x10' fully detailed DCS & TMCC



MERCER JUNCTION
151 N Diamond St 724-662-1110
www.mercerjunction.com

PA Uniontown

Lionel, MTH, Atlas. Authorized Lionel & MTH warranty repairs
Open 7 days M-F 10 - 7, Sat 10-5 Sun 12-5



GET A HOBBY
35 W Main St 724-438-7246
www.getahobby.net

VA Chantilly

Authorized Dealer/Repair Center for MTH and Lionel.
Athearn - Model Power - Atlas - Am. Flyer. 1-1/2" Ride on.
G.O.S.HO, On30, N.Z. Scales. RC Boats/Planes/Cars.



TRAIN DEPOT-CHANTILLY
713944 I Willard Rd 703-953-3767
www.traindepot.biz

WI Green Bay

Lionel, MTH, Atlas O, Weaver, Williams, Woodland Scenics.
Books, videos, magazines. Buy-Sell-Trade-Repair.
M 12-7, T-F 10-5, S 10-2, Nov - Mar



GB TRAIN SHOP
1353 Velp Ave 920-496-9697
www.railtycoon.com



- Your store name, address, phone number, and website in each issue
- Display up to four logos featuring the top manufacturers in the hobby
- Include 150 characters of copy
- Your website linked to the OGR website
- Ads listed by state, making it easier for readers to find your location



Have Your Dealership Listed Here for Only \$150 a Year!

Call: 1-800-980-6477 for Details

End of Track

Haven't I seen
you around ?



Advertisers in This Issue

AAA Turntables - National Magnetic.....	Grand Central Ltd.20	Mr. Muffin's Trains20
Servors, Inc.10	Grzyboski's Train Store.....21	MTH Electric Trains, Inc.16
Angela Trotta Thomas.....90	Harrison Trains.....28	Nassau Hobby Center, Inc.29
Arkansas Traveler Hobbies27	Henning's Trains90	Nicholas Smith Trains22
Atlas O, LLC.....30	Highball Products95	NJ International, Inc.89
Bachmann/Williams.....99	Hikel Layouts & Trains16	Norm's O Scale Trains.....34
Bart's Pneumatics Corp.....28	J & A Hobbies26	OGR Publishing, Inc.9,36,37
BDR Supply Inc.....89	J and W Electronics.....89	OGRE Modeling, LLC34
Birdhouse Holdings/Choo Choo Bob ..14	J R Junction Train and Hobby.....89	Patrick's Trains10
Brasseur Electric Trains, Inc.26	J&R Trains35	Public Delivery Track90
Brennan's Model Railroad Products89	Jamestown Enterprises, LLC82	R & S Enterprises.....78
Brentwood Antiques.....28	JD's Trains, Inc.95	R. Bishop Model Crafters.....90
Bridge Boss27	John Bull trains.....11	Ready to Roll, Inc.94
Brummy's Landscaping Express26	John DeAlto Subway Signals.....77	River Leaf Models89
C T McCormick Hardware.....27	Just Trains.....72	Ross Custom Switches.....3,71
Caboose Industries27	K & P Brick & Building Company83	Roundhouse South.....11
Carl's Toy Trains89	Korber Models, LLC.....11	Royz Trains, LLC.....10
Charles Ro Supply Company15	L.O.T.S.....82	S & W Parts Supply89
CJ Trains77	Lantz Hobby Shop, Inc.7	Scenic Express20
Classy Woods LLC.....14	LBR Enterprises, LLC.....14	Schneider Model Railroading, Inc.79
Dallee Electronics.....11	Legacy Station.....77	Side Track Hobbies.....91
DHS Die-Cast35	Lionel Collectors Club of America12	Stockyard Express.....79
Die Cast Direct, Inc.83	Lionel, LLC8,84	Sunset Models - 3rd Rail.....100
Dixie Union Station.....11	Mario's Trains.....35	T-Tracker II.....28
Dunham Studios.....17	Mega-Steam / Smoke Fluid.....79	TinMan3Rail.com.....28
East Coast Enterprises83	Menards82	TM Books & Video89
Eastern Depot.....76	Mercer Junction Train Shoppe.....79	Todd Arch Models and Layouts35
Eastside Trains, Inc.16	Mianne-Foley Woodworking Co.....35	Train City17
Evan Designs.....76	Miller Engineering83	Train Installations28
Everything O Scale / Harry Hieke.....89	Miniatures by Philip Crews.....28	Train World.....2
Flexxbed - Hobby Innovations26	Model Building Services.....34	Trainz.com.....78
Gardner The Train Doctor.....79	Model Rail Scenes.....35	Tru Scale Models77
Gargraves Trackage Corporation.....10	Model Structures for Model Railroads..77	Western Depot.....10
Glenn Snyder Display Systems.....90	ModelRailroadBenchwork.com.....14	



Ken Peterson

BRING THE STEAM ERA TO LIFE! 4-6-2 SEMI-SCALE PACIFIC WITH TRUE BLAST® PLUS

The advent of heavier, longer passenger trains in the early 20th century called for a new type of steam locomotive. The 4-6-2 (or Pacific class as it came to be known) answered that call in 1901. It went on to become the predominant express passenger engine through the 1930s. The 4-6-2 is our first O Gauge steam engine to feature the *True Blast® Plus* 16-bit polyphonic sound system with whistle, bell, chuff, and idle steam sounds. Bring the steam era to life with Williams by Bachmann's new Pacific locomotive!

Features include:

- *True Blast® Plus* 16 bit polyphonic sound system with whistle, bell, chuff, and idle steam sounds
- die-cast boiler and chassis
- powerful motor with flywheel coasting action
- traction tires

- operating headlight and back-up light on tender
- operating rear coupler
- operating smoke unit
- navigates O-31 curves
- length 19.95"; height 3.75"

SHIPPING NOW! MSRP \$599.95 each



NEW YORK CENTRAL® #6467
Item No. 40801



SOUTHERN #1409
Item No. 40802



SANTA FE #3430
Item No. 40803



WABASH #696
Item No. 40804



Scan
for
info.

3RD RAIL BLUEWAVE!



3rd Rail Bluewave: Bluetooth Train Controller

Get the 3rd Rail Bluewave Module and you can use your Android or IOS Smart Phone or Tablet to control any of your TMCC trains. All you need is a "Cab-1" system by Lionel with the open RS-232 port Command Base. The module has a pass through port as well.

Plug in the Bluewave Controller, load the FREE App and you can run any of your trains equipped with TMCC using your favorite device.

The basic App will be available FREE of charge. More advanced versions will become available for a small fee.

Look for the Bluewave Module and Android Based App in mid 2016.

See our web site for details: <http://www.3rdrail.com>
MSRP is expected to be \$69.95. Come Join the Fun!!!



3RD RAIL DIVISION OF SUNSET MODELS INC.

16 Beta Court · San Ramon, CA · 94583 · 925-820-7701 · fax 925-820-7709 · www.3rdrail.com



OGR Digital Library *PLUS*

EXTRA PAGES!



Digital Subscription *PERK*



[Return to Main Article](#)





















OGR Digital Library *PLUS*

EXTRA PAGES!



Digital Subscription *PERK*



[Return to Main Article](#)













OGR Digital Library *PLUS*

EXTRA PAGES!



Digital Subscription *PERK*



[Return to Main Article](#)

