



ON TEST: GRAHAM FARISH 'DELTIC'

BRM

STILL ONLY
£3.75

BRITISH RAILWAY MODELLING

JUNE 2014 | VOLUME 22 | NO. 3 | £3.75

QUALITY
LAYOUTS IN
N, OO & O



PAINT
LIKE THE
PROS

TRADE SECRETS
FOR A PERFECT PAINT FINISH

FOUR EASY
PROJECTS

- ▶ POINT CONTROL WITH COBALT
- ▶ ADD BETTER COUPLINGS
- ▶ MODEL A MARKET STALL
- ▶ BUILD WITH TEXTURED SCENIC MATERIALS

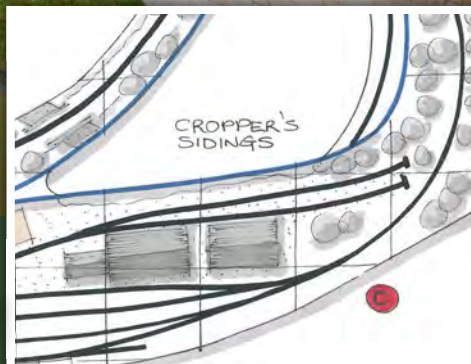
FENCE HOUSES

BUILDING AN
AWARD-WINNING
MODEL RAILWAY



LAYOUT PLANNING

BUILD A BRANCH LINE
IN YOUR SPARE ROOM!



Class 55 Diesel

N Scale Model Locomotives



371-286 Class 55 Diesel Running No. D9002, BR Green, Half Yellow Ends



- Powerful six-axle drive mechanism
- 6 pin decoder socket
- Horn & windscreen wiper variants
- Twin flywheel and motor
- Bi-directional lighting
- Etched fan grilles



371-285 Class 55 Diesel
BR Green D9007



371-287 Class 55 Diesel
BR Blue 55005



Era 5 = 1957 - 1966. Era 7 = 1971 - 1982.

features NEM Couplings. features 6pin DCC Socket.

MAINLY TRAINS 00 PRODUCTS

Tender, Loco & Coach
Chassis, Architectural Items,
Loco, Wagon & Coach
Detailing Parts.

Free Illustrated Listing

30 Years Experience in
4mm Mail Order
Wheels, Transfers, Motors,
Couplings & Accessories

Minimum Order - £5.00

POSTAGE UK : £2.95, Over £30 Free
OVERSEAS : At Cost (Min £2.95)



SECURE ONLINE ORDERING

Downloadable Lists

www.mainlytrains.co.uk



PO Box 50, Watchet
Somerset. TA23 0WQ
Tel 01278 741333 (Mons & Thurs)
or Email - mt@mainlytrains.co.uk

MAINLY TRAINS

ETCHED HANDWHEELS

BB02 Wagon Brake Handles	
2 Types 6 Spoke 6mm (32)	£2.35
BB03 Handwheels Assorted	
6 Types 5mm-8mm (22)	£2.35
BB04 Handwheels 7 Types 4 to 7mm	
16 Assorted	£1.90

ETCHED WINDOWS

BB09 Industrial 4 Pane (8) 18 x 34mm .	£4.90
BB10 Industrial 5 Pane (6) 20 x 42mm .	£5.70
BB13 Hopper (15) Various	£3.95
BB14 Large Engine Shed Curved Top .	£3.95
BB32 Small Engine Shed Curved Top .	£4.90
BB33 Square Engine Shed 20 x 20mm (16)	£3.95
MT265 House, 2x3 Window Bays & Door	£4.35

ETCHED PLATFORM PARTS

MT152 Sawtooth Station Valencing . . .	£2.45
MT158 Keyhole Station Valencing . . .	£2.45
(Both MT152 & 158 : 4 X 8.25cm x 1.2cm	
MT153 Canopy Brackets (4x4 Diff) . . .	£2.45

ETCHED LADDERING

MT154 Ladder Strip 5in Rungs 4x4mm .	£1.40
MT159 Ladder Strip 5in Rungs 3x3mm .	£1.40

ETCHED SIGNAL ARMS

MT150 GWR 3 x Home, 1 x Distant . . .	£1.45
MT151 LMS/SR/LNER 3 x Home, 1 x Dist	£1.45

ETCHED SPEAR FENCING & GATES

MT263 12mm High x 200mm + 2 Gates	£2.70
MT266 18mm High x 220mm + 1 Gate .	£3.20
MT264 22mm High x 190mm + 1 Gate .	£3.20
MT267 Decorative Etched Gates	
4 Types 2 of Each	£4.45

ETCHED PICKET FENCING

MT262 12mm High x 200mm + 2 Gates	£2.60
-----------------------------------	-------

ETCHED HOUSE FENCING

MT261 10mm High x 178mm + 2 Gates	£2.45
-----------------------------------	-------

ETCHED WATER TANKS

MT258 Panels, Frames and Ladder (MR)	£3.85
--------------------------------------	-------

GWR BUFFER STOPS

MT244 Whitetail	£2.55
MT247 Lost Wax Brass (Finescale) . . .	£4.95

GWR TOKEN APPARATUS

MT243 GWR Square Post	£10.15
A Highly Detailed Brass Lost Wax (Drawing, Lamps, Ladders, Tokens etc Included)	

ETCHED LOCO BRAKE SHOES

MT175 General Set - Driving Wheels up to 5ft 2in 2 Types 3 Sets	£2.75
MT176 General Set - Driving Wheels to 5ft 8in 6ft 8in 5 Types 5 Sets	£3.60
MT177 GWR Set Up to 5ft 2in (3 Types) £3.60 (Up to 6 Sets incl 57XX, 44XX, 45XX, 28XX, Earlier Pannier Tanks & Dean Goods)	
MT181 GWR Set 5ft 3in+ (4 Types)	£3.60
(Castle, Hall, Mogul & Prairie, Grange, Manor, King) (Incl Jinty, 2P, 4F, Ivatt Class2, Fowler 2-6-2T)	
MT184 LMS 6ft + (4 Types)	£2.75
(Incl Compound, Black 5, Stanier 4-6-0's)	
MT183 LNER 6ft + (6 Types)	£3.60
(Incl A3, A4, A2, B17, B1, B12)	
MT180 LNER Up to 5ft 8in (4 Types) . . .	£3.60
(Incl GE, 2 Gresley Types & GCR 5 Sets)	
MT182 SR Set (5 Types)	£2.75
(Incl Terrier, M7, N, E4-E6, Q, W, Z etc)	
MT185 Tenders (5 Types)	£3.60
(Incl LMS, LNER, SR, GWR (2))	
MT186 Loco Brake Rigging	£3.95
11 Sets Straight Pull Rods 6ft to 9ft in 3in Increments, Par & Tap Brake Beams, Cranks Adjusters)	

ETCHED CHEQUOR PLATE

MT355 Diamond Pattern 63mm x 30mm	£1.90
-----------------------------------	-------

ETCHED NICKEL COUPLING RODS FOR HORNBY & WRENN

(Flat one side Fluted the other)	
For Hornby Hall/B12 & Wrenn Castle :-	
MT001A 7ft 3in x 7ft 3in (Bowed) . . .	£2.35
MT001B 7ft 3in x 7ft 3in (Parallel) . . .	£2.35
For Wrenn / Hornby Dublo 0-6-0 :-	
MT002A 8ft x 6ft 6in (Bowed)	£2.35
MT002B 8ft x 6ft 6in (Parallel)	£2.35
For Hornby / Triang 0-6-0 :-	
MT003A 8ft 3in x 7ft 9in (Bowed) . . .	£2.35
MT003B 8ft 3in x 7ft 9in (Parallel) . . .	£2.35

ETCHED LOCO STEPS

MT232 Parallel Steps (5 Types)	£3.00
MT231 LMS Loco/Tender Steps	£3.60
- 5 Types Loco + 4prs of Tender Steps)	

ETCHED LOCO DETAILING SETS

MT227 (Set One) Cab fittings, a wide range of 4 & 5 wheel handwheels, Reverser wheels & Levers, Regulator Handles, (N/Silver) . . .	£2.75
MT 256 (Set Two) Various Cab Ventilator Hatches, Vent Grills, Cab doors (2 types), Oval Sandbox Filler Lids, Washout Plugs, LNER/SR Headcode Discs, Dest Boards with Brackets and GW Cabside Hatches, (Brass)	£2.75

TENDER CHASSIS KITS FOR RTR TOPS & MISC TENDER PARTS

Incl. brake gear, w/m axleboxes & instructions)	
MT100 GWR 3500g Chassis	£6.90
MT252 GWR Etched Tender Steps	£1.25
MT337 GWR Water Scoop	£1.30

ETCHED CHASSIS FOR GEM 2-4-0

MT104 Chassis Kit for Gem GWR (Cambrian) 2-4-0T. Incls Brake Gear, Frame Spacers £13.00 MT4007C Complete Kit Incl. Body, Chassis, Gears, & Markits Wheels	£85.95
--	--------

ETCHED KIT FOR RTR J72

MT248 Chassis & Body Improvement Kit for Mainline & Bachmann J72 Bodies	£16.30
(Detailed Chassis Kit - Incl Full Brake Gear & 00/EM Frame Spacers. Fold Up Cab Interior, a Casting to eliminate daylight below the body & Sprung Buffers with Buffer Beam Overlays)	

KITS FOR RTR J52

MT106S Scale J52 Chassis Kit	£15.25
MT107 Body Detailing & Conversion Kit for Hornby Body to Scale Length	£19.95
W/M Boiler Bottom, Brass, Sprung Buffers, Injectors, Balance Pipe, Whistle and Instructions	

DETAIL FOR BACHMANN N MOGUL

MT254 For Bachmann 'N' Class Mogul Incls Deflectors, Lamp Irons, Cab Door & Floor, AWS Shield and Instructions	£4.95
--	-------

ETCHED CAB SPECTACLE PLATES

MT226 Cab Spectacle Rims and Grills . . .	£3.00
(15 & 18in dia, plain and with 6 or 8 bars, short or long. + GWR rect pattern 32 rims and grills)	

ETCHED LAMP IRONS

MT187 100 Plus Loco Lamp Irons	£3.95
(12 Diff Types The small ones have tabs to aid fitting. (Bunker, Smokebox, Stepped, Parallel)	

BRASS SMOKE BOX DOOR HANDLES

MT315 Early GWR/SR/LNER 2 Plain	£2.25
MT316 LMS 1 Flanged, 1 Plain	£2.25
MT317 BR/Late GWR/LNER 2 Flanged . . .	£2.25
MT260 Handwheels (18) 4 & 5 Spoke . .	£1.25

ETCHED RIVET STRIP

MT163 (See Wagon Detailing Below	£3.95
--	-------

WAGON BRAKE GEAR

MT223 4 Full Double Etched Brake Gear Sets	
--	--

RCH Type Double Slotted 9ft w/b	£6.95
(Full Relief) - Incl Levers, Loops, Ratchets & 'V' Hangers, U/F Parts, Drawplates, Label Clips & Plates. Full Instructions and Drawing.	
MT225 LNER Automatic Brake Gear Sets 9ft & 10ft 'Full Relief' - (See Above) 2 Sets . .	£3.85
MT234 LMS Automatic Brake Gear Sets 10ft 'Full Relief' - (See Above) (2 Sets)	£3.60
MT236 GWR DC Dean/Churchward Wagon Brake Gear. + Variants (2 Sets)	£3.60

ETCHED WAGON DETAILING

MT163 Rivet Strip Width 1mm	£3.95
Spacings 1.0/1.3/1.4/1.7/2.0mm 25x22mm of each	
MT167 Corner Plates (16)	£1.60
MT166 Wagon Detailing Components	
Incl Crown & Makers Plates etc	£1.60
MT164 All 3 Packs (MT 163/166/167) . . .	£5.35
MT230 Brake Gear Detailing Parts - Cranks V- Hangers, Levers, Yokes & Wheels etc . .	£3.00
MT221 Detailing & Running Gear Etch for GWR 4 Wheelers with 14mm Wheels	£5.05

ETCHED COACH U/F & DETAIL

MT220 U/F Kit for GWR 4 Wheel Coaches, Siphons 26ft 10in & 30ft 3/4in	£19.15
MT360 Etched Ends & End Detailing incl Steps GWR 4 Wheel Coaches	£3.65

METAL STRIP

Etched Strips (3 x 1mm, 3 x 2mm, 3 x 3mm)

All 5in Long (Listing available of others)

MT570 Brass 5 Thou	£2.95
MT571 Brass 10 Thou	£2.95
MT572 Nickel Silver 10 Thou	£2.95
MT573 Phos Bronze 10 Thou	£2.95
MT574 One of Each (MT570-MT573) . . .	£9.95

TRANSFERS

HMRS

PRESSFIX OR METHFIX

Some sheets currently not available in both

LINING SHEETS IN PRESSFIX ONLY

1 LMS Gold Loco & Coach	£6.50
2 LMS Yellow & Straw Loco & Coach . .	£6.50
2A LMS Straw & Block Loco & Coach . .	£6.50
3 LMS Loco Lining	£6.50
3A LMS Coach Lining	£6.50
4 LNER Loco & Coach	£6.50
4A LNER Yellow Loco	£6.50
5 LNER (& SR) Loco Lining	£6.50
6 LMS Wagon	£5.90
7 GWR Loco & Coach	£6.50
8 GWR Loco & Coach Lining	£6.50
9 SR Loco & Coach (Maunsell)	£6.50
10 SR Loco & Coach (Bulleid)	£6.50
10A SR Bulleid Loco Stripes	£5.90
11 GWR Wagon	N.A
12 LNER Wagon	£5.90
13 SR Wagon	£5.90
14 BR Loco & Coach (Steam)	£6.50
15 BR Loco & Coach (Modern)	N.A
16 LNWR Loco & Coach+WCJS	£8.20
17 LMS Pre Group Wagons (Not LNWR) £6.50	
18 NER Loco & Coach	£8.20
19 L&Y Loco, Coach & Some Wagon . . .	£8.20
20 Scottish Pre Group Wagons	£6.50
22 BR Mixed Traffic & LNWR Lining . . .	£5.90
23 BR Coach Lining	£5.90
24 MR&S/D/MGN/LSR Loco & Coach . .	£8.20
25 BR Rev Wagon Pre Tops Codes	£5.90
26 BR Rev Wagon Pre Tops Instructions £5.90	
31 Pullman Crests, Nos. Names 1930-67 £8.20	
32 Pullman Lining 1930 & 1960	£5.90
PLAIN COLOURED LINING	£5.90
(Blk, Yell, Gold, White, Orge., Red)	

COUPLINGS

JACKSON

Pair 3 Link	£2.30
Pair Screw Link	£4.80

SMITHS

LP1 3 Link Unassembled (4 prs)	£5.40
LP10 Fine 3 Link Unassembled (4 prs) .	£5.40
LP3 Steel (Magnetic) Loops (20)	£4.20
LP4 3 Link Assembled (4 prs)	£9.00
LP11 Fine 3 Link Assembled (4 prs) . . .	£9.00
LP8 Screw Unassembled (4 prs)	£6.60
LP5 Screw Assembled (2 prs)	£9.00
LP5A - As LP5 Detail on Screw	£9.90
LP2 Instantanr Unassembled (4 prs) . .	£5.20
LP7 Brass Loops (20)	£4.20
SA20 Coupling Springs (20)	£3.40

SLATERS

3 Link (Etched) 10 prs	£9.15
----------------------------------	-------


ROXEY

Screw (Etched) 4 Prs	£2.40
--------------------------------	-------

BILL BEDFORD (Etched)

BB25 Screw Link Couplings (7 coach set)	£4.25
---	-------

MAINLY TRAINS 00 PRODUCTS



Phone, Fax or Write for a Free Illustrated Listing

Tender, Loco & Coach Chassis. Architectural Items, General Loco, Wagon and Coach Detailing Parts.

MOTORS & GEARS

OPEN FRAME MOTOR

H1024 (DS10) 24x10mm	£14.95
--------------------------------	--------

FLAT CAN MOTORS

Mashima MT1220D (20x12mm)	£20.75
Mashima MT1224D (24x12mm)	£20.75
Mashima MHK1015 (10x15mm)	£18.75
Mashima MHK1020 (10x20mm)	£18.75
Mashima MHK1024 (10x24mm)	£18.75
Mashima MH1620D (13.6x20mm)	£20.75
Mashima MH1624D (13.6x24mm)	£20.75
Mashima MH1628D (13.6x28mm)	£20.75
Mashima M1833 (33x18mm)	£18.65

TENSHODO MOTOR BOGIES

24.5mm, 26mm, 28.7mm, 31mm, 35mm £33.95	
---	--

ROMFORD GEAR SETS

Worms 1.5mm or 2mm Bore	
Ratios 30/1 or 40/1 or 50/1 or 60/1 . . .	£5.80

COMET GEAR BOXES

GB1 50/1 2 Stage (1.5mm or 2.0mm) .	£17.00
GB2 38/1 Single Stage (1.5mm or 2mm) .	£9.50
GB3 38/1 2 Stage (2mm)	£17.00
GB4 38/1 Single Stage (1.5mm) for Mashima HK1015/20/24 Motors) . .	£9.50
GB5 38/1 2 Stage (1.5mm or 2mm) . . .	£17.00
DE38/46/50 Drive Extenders for GB5 38/1 or 46/1 or 50/1	£7.00

ETCHED MOUNTING BRACKETS

MT160 General Purpose 8mm Fixing . . .	£1.95
MT162 General Purpose 10mm	£1.95
MT161 General Purpose 8.5mm	£1.95

BRASS FLYWHEELS

12mm Diameter 1.5mm Bore	£3.50
14mm Diameter 1.5mm or 2mm Bore . .	£3.50
16mm Diameter 2mm Bore	£3.50

WHEELS

MARKITS

DRIVERS (ROMFORD TYPE)

Insulated or Non-Insulated . . . £5.50

(... Part Listing Full Listing Available
on Web Site and in our Lists)

16mm 12 Spoke (LMS/L&Y)	
18mm 14 Spoke GWR Pannier Tank	
18mm 14 Spoke GWR 28/42/72XX etc	
18mm 'H' 12 Spoke (Crewe)	
19mm 15 Spoke (LMS 8F)	
19mm 15 Spoke (LMS Ivatt / BR 73XXX)	
19mm Disc (WD)	
20mm Bullied Drivers (Q1 & Leader)	
20mm 15 Spoke (Ivatt/Br Std & 9F)	
20mm 16 Spoke (LBSC)	
20.66mm 16 Spoke (GWR)	
21mm 16 Spoke (LMS/BR)	
22mm 17 Spoke LMS (Crab)	
22.7mm 18 Spoke (GWR)	
22.7mm 18 Spoke (BR)	
22.7mm 18 Spoke (LNER Various)	
24mm Bullied Drivers (Pacifics)	
24mm 19 Spoke (Black Five) or (Early)	
24mm 20 Spoke (GWR Hall)	
24.7mm 20 Spoke (Britannia)	
24.7mm 18 Spoke (LNER Various)	
26mm 22 Spoke (GWR King)	
26mm 20 Spoke (LNER Various)	
26mm 22 Spoke (Schools/Arthur)	
27mm 21 Spoke (Duchess)	
27mm 21 Spoke (Fowler Scot,	


ACCESSORIES

Axle & Nuts 00	80p
--------------------------	-----



14

Layouts in smaller scales benefit from the extra space to provide more scenic location modelling and this doesn't come any better than the superb viaduct on Bob Jones' Fence Houses.



58

It's always great if you have a wonderful prototype to inspire your layout planning; a very good example is the Windermere branch, as Paul Lunn explains.



24

Couplings in OO gauge are always a bone of contention - never reliable and no consistent design. Phil Parker considers a different way - the widely-used 'Sprat & Winkle'.



32

When you find yourself back in possession of one of your old layouts, you may be tempted to leave it be, Mick and Spike were determined not to!



14 FENCE HOUSES

The benefits of modelling in 2mm scale are shown to their best effect on Bob Jones' superb layout.

24 SPRAT & WINKLE COUPLERS

Phil Parker shows how to fit these versatile, long-lived and discreet couplings to your stock.

26 BETTER PAINTING

Nigel Burkin provides ten top tips for achieving a high quality paint finish on your model.

32 NEW BRYFORD

Mick Bryan brings his old OO gauge layout up-to-date with the help of Spike Taylor.

42 FEN DROVE

John Hobden's O gauge Midland & Great Northern outpost in the flatlands of Lincolnshire!

52 MAKING A MARKET STALL

Veggies to the fore as we show how easy it is to create a market display.

56 BOOK REVIEWS

Under the spotlight this month - from Class 25 'Rats' to the Glasgow Underground.

58 LAYOUT PLANNING - WINDERMERE

Four very different ways to produce this classic station and its environs from top designer Paul A Lunn.

64 SHORT & SWEET

You don't have to have massive trains to make your layout believable - here's some short trip workings from the archive of Michael Rhodes.

68 YOUR BRM: Q&A

Have your questions answered by our team of modelling experts.

72 YOUR BRM: READERS' LETTERS

If you want to get something off your chest - let the readership know!

74 YOUR BRM: READERS' LAYOUTS

Photographs of your layouts or projects to share with other readers. Please do send in more!

78 COBALT POINT LEVER

Howard Smith tries out DCC Concepts' superbly engineered control lever with its Cobalt point motor.

64

No-one can claim that they don't have enough space to model full length freight trains when you see the size of some of these!



94

Only revealed to the market in this magazine a few months ago, Redutex sheets are taking the modelling world by storm due to their high quality and ease of use.



Painting is one of the most crucial modelling stages. You can build a perfect model, but if it's not painted properly, you're stuck. Here are some tips to make sure you get a great finish!

26



42

A trip over the Fens of Lincolnshire - very flat but very modellable - from the big skies down to the quirky Midland & Great Northern.

80 WHAT'S NEW

A first look at the Hornby J15, what's on the way from Heljan and the latest on RMweb Live.

86 REVIEW: HORNBY L1

The latest version of this useful 2-6-4T is inspected by Tony Wright. Will the new Hornby factory produce a quality model?

88 REVIEW: BACHMANN WAGONS

Ben Jones takes a look at Bachman's new Metalair PCA cement tanker and LNER fish van.

90 REVIEW: GRAHAM FARISH CLASS 55 'DELTA'

Following the excellent prototype DP1, it was only a matter of time before the production version appeared.

92 TRIED & TESTED: MICROMILL

Mick Nicholson examines this useful and compact drill and mill for the modeller.

94 TRIED & TESTED: REDUTEX & POPPY'S WOODTECH

Howard Smith uses the versatile sheets to detail his station wall and builds wooden fences.

98 BLUE CIRCLE CEMENT TANKS

Following on from the Bachmann review, David Larkin presents his prototype notes on the company's later bulk cement wagons.

102 DIARY DATES

What's happening in the world of model railways across the UK this month.

154 NEXT MONTH

Here you'll find out what will be appearing in next month's packed issue!

**GRAHAM FARISH
'DELTA' REVIEW**
See page 90



DON'T MISS OUT

The July 2014 issue

BRM

is on sale from
June 12, 2014

TURN TO
PAGE 154
FOR MORE
DETAILS
ON THE
NEXT
ISSUE

GOING DIGITAL

Reading BRM's Digital Edition brings with it a mass of benefits to make your favourite railway modelling magazine even better. For more information, go to: www.brm.ag/digieditions

- ▶ EXTRA FEATURES
- ▶ LIVE WEBSITE LINKS
- ▶ SAVE MONEY
- ▶ NO STORAGE PROBLEMS
- ▶ BETTER IMAGE QUALITY
- ▶ ZOOM FUNCTION



Cobalt-S

the switch that
switches everything

controls it all

Cobalt-S can do anything!

Cobalt-S is a high quality "control lever" which has been created to allow modellers to use ONE kind of switch to control ALL of the devices on their layout.

Cobalt-S is equally usable for any scale or with almost any accessory whether AC, DC or DCC powered and with any form of train control at all.

There are a myriad of uses... either for dissimilar or linked operations: For example, one Cobalt-S can do all the following for you: change a Seep, Hornby or Peco Solenoid, Cobalt or motor drive point motor, switch frog polarity, control your panel lights & signals and operate a "safety section" interlocking to prevent a point being crossed without being correctly set.

Cobalt-S really can control almost anything that has ever been created for use on a model railway.

Cobalt-S: Super-smooth in operation:

140mm high with a solid brass lever & engineering plastic case, Cobalt-S is built to last with a feeling of real quality rarely seen in our hobby.

Cobalt-S uses a typical form of traditional signal box lever. The catch must be gripped to release the lever, and released at end of throw to lock it in position. The pull is smooth and firm and locking is positive. The quality of feel is only exceeded by its abilities - because with one momentary and two standard switches built in to every one, there is nothing it cannot do!

Cobalt-S can be purchased in singles for you to try - then you can save money by buying it in economical six or twelve packs.

Six and Twelve packs contain an appropriate "Signal lever" quantity plus the proper quantity of all accessory items. Of course, these packs also save you some hard earned hobby money by offering a lower per-lever cost too.

Cobalt-S comes complete with accessories that you would usually only find in an expensive limited production Fine-scale hand made kit!

You don't just get Cobalt-S : Each pack includes etched brass lever numbers, Some finely cast and blackened detail castings, a harness, connection PCB and even the screws you need to mount it with. Accessory kits are available separately too!



WELCOME



Do you remember your first model railway exhibition? The sense of excitement as you ventured into the hall and saw all those big layouts, the tables full of new models and that spending money burning a hole in your pocket? I'm sure you have your own favourites from the past but for me it's pre-Christmas visits to the City Hall ballroom for Sheffield Model Railway Exhibition and UMIST for Manchester Model Railway Show in the 1980s that linger in the memory.

Such experiences sow the seeds of a lifelong hobby, but as the years progress we usually become more selective in our interests and the element of surprise fades away. That's even more the case if your hobby becomes your job (not that we would have it any other way!).

So, it was a very pleasant surprise to experience that buzz again on my first visit to the massive **Intermodellbau** event in Dortmund last month. Set across eight halls – two of which host model railways – this enormous modelling show attracts almost 100,000 people in five days each year and encompasses everything from card modelling to choreographed model aircraft displays, international RC car racing, maritime, military and science fiction modelling, to name just a few.

Even if you just peruse the model railway halls, it is a remarkable event – well-organised and laid out with dozens of enticing, professionally-built manufacturer stands that encourage both newcomers and 'the converted' to discover what is on display. Interestingly, there's less focus on layouts, with only 27 this year, many of which were modular efforts – although no less interesting for that. And then there were the trade stands...

From a British perspective, there is much greater

emphasis on RTR, technology and ready-to-use products and less on kit/scratch building, finescale conversions or scenery. What was also evident was a desire for quality products, rather than bargain basement pricing. It was a real eye-opener, and it made us wonder whether a similar event might attract the same level of support in the UK.

Later this year, we're proud to be starting our own show that we hope will break the mould for British model railway events, albeit on a smaller scale. **RMweb Live** is a new concept that will bring together the bits you like about existing shows – layouts and trade stands – across six zones championing vital parts of the hobby; modelling skills, technology, electrics, scenery, painting and trackwork.

Each zone will encourage the visitor to get involved and take something away from the event whether they're beginner or a seasoned modeller. A theatre area will have expert presenters talking about their chosen subject, supporting the specialist zones, where the visitor can then go on to gain more in-depth advice if they choose. Visit www.model-railways-live.co.uk or **RMweb** to keep up to date with the latest developments over the coming months.

We're hoping that **RMweb Live** will bring some of that sense of excitement and surprise back to model railway exhibitions, and if you want to join us, don't miss our very special, limited period ticket offer for **BRM** readers and **RMweb** members. See 'What's New' for the full story.

Ben

An impressive turnout in one of the two model railway-themed halls at Intermodellbau 2014.

BRM

British Railway Modelling

is published by Warners Group Publications plc
Tel: 01778 392455 Fax: 01778 425437

EDITORIAL

MANAGING EDITOR

I Ben Jones

E benj@warnersgroup.co.uk

EDITORIAL ASSISTANT

I Richard Wilson 01778 392455

E richardw@warnersgroup.co.uk

STAFF WRITER

I Howard Smith 01778 392059

E howards@warnersgroup.co.uk

FEATURES WRITER

I Phil Parker

E phil@pagenumberone.co.uk

RMWEB EDITOR & BRM PHOTOGRAPHER

I Andy York

E info@rmweb.co.uk

TRACKPLAN ILLUSTRATOR

I Ian Wilson at Pacific Studio

E ian@pacificstudio.co.uk

ASSOCIATE PUBLISHER

I Steve Cole

E stevec@warnersgroup.co.uk

PUBLISHER I John Greenwood

E johng@warnersgroup.co.uk

ADVERTISING

GROUP ADVERTISING MANAGER

I Bev Machin 01778 392055

E bevm@warnersgroup.co.uk

MULTI-MEDIA SALES

I Scott Johnson 01778 395002

E scottj@warnersgroup.co.uk

DESIGN AND PRODUCTION

HEAD DESIGNER

I Lisa Watson-Bailey

E lisawb@warnersgroup.co.uk

SENIOR DESIGNER

I Andy Fletcher

E andrewf@warnersgroup.co.uk

ADVERTISING DESIGNERS

I Sarah Machin

E sarahm2@warnersgroup.co.uk

Amie Carter

E amiec@warnersgroup.co.uk

PRODUCTION

I Pat Price 01778 391115

E patp@warnersgroup.co.uk

DISTRIBUTION

TRADE ACCOUNT SALES I Natalie Cole

01778 392404, Vicky Courton 01778 391150

E tradeaccountorders@warnersgroup.co.uk

UK/OVERSEAS NEWSTRADE SALES

I Keiron Jefferies 01778 395043

E keironj@warnersgroup.co.uk

NEWSTRADE DISTRIBUTION

I Tom Brown 01778 391135

ISSN 0968-0764

SUBSCRIPTIONS & BACK ISSUES

01778 392002

PRINTING

Warners (Midlands) plc, The Maltings,
West Street, Bourne, Lincolnshire PE10 9PH

Ideas for future contributions should be sent in outline form to the Editor for consideration. Please clearly mark all material with your name and address, and include sufficient postage if you require material to be returned. Views expressed by contributors are not necessarily those of the Editor or Publisher.

From time to time Warners August lend reputable companies the names and addresses of readers who have responded to offers, services and competitions organised by BRM. If you do not wish to receive such mailings, please write to Warners Group Distribution, Dept WD, Manor Lane, Bourne, Lincolnshire PE10 9PH or call 01778 391153.



 A74310 5ml Syringe Set. Ideal for applying oils & adhesives accurately. £2.95	 AB602 £109.95 Complete Airbrush and Compressor Deal	 26211 £27.95 Expo Turntable Motorising Set	 75070 £9.95 Precision Pin Vice with 3 Jaw Chuck	 75090 £8.95 Expo Modellers Hand Drill with 3 Jaw Chuck	 74360 £9.95 Hot Wire Polystyrene Cutter
 AB500 £87.95 Expo Portable Spray Booth	 25170 £14.95 N Gauge Fibre Optic Scale Gas Lamp.	 25182 £14.95 HO/OO Gauge Fibre Optic Scale Yard Lamp.	 25191 £18.95 O Gauge Fibre Optic Scale Gas Lamp.	 75570 £16.95 Xuron Track Cutter	 44010 £2.60 Milliput Standard, Yellow-Grey
 95641 £9.99 Ancorton N Gauge Road Bridge - Laser Cut Kit	 95685 £7.49 Ancorton N Gauge Chain Link 6' High Fencing Kit	 95667 £7.00 Ancorton N Gauge Bacon Butty Hut Kit	 95653 £12.00 Ancorton N Gauge Goods Shed	 95817 £11.00 Ancorton OO Gauge Platform Toilet Block	 95792 £16.50 Ancorton OO Gauge Tudor Cottage Kit
 95794 £22.00 Ancorton OO Gauge Ruined House Kit	 95813 £19.50 Ancorton OO Gauge Platform Footbridge Kit	 95863 £11.00 Ancorton OO Gauge Weighbridge Kit	 95816 £12.50 Ancorton OO Gauge Waiting Room and Cafe Kit	 95786 £5.99 Ancorton OO Gauge Cattle Grid Kit	 95785 £4.50 Ancorton OO Gauge War Memorial Kit
 95787 £7.00 Ancorton OO Gauge Village Well Kit	 95722 £12.50 Ancorton OO Gauge Security Fencing with Barbed Wire Top Kit	 95871 £8.00 Ancorton OO Gauge Gypsy Caravan Kit	 N Gauge £7.60 Each PDX351 GWR Home Signal	 N Gauge £14.50 Each PDX351D GWR Distant Signal	 PDX51 £7.60 N Gauge Cyclists x 2
 PDX53 £7.60 N Gauge Porters with Mailtrolley x 2	 PDZ23 £9.00 OO Gauge Row Boat with Rower and Passenger	 PDZ08 £7.50 OO Gauge Cyclists x 2	 PDZ28 £6.50 OO Gauge Window Cleaner with Ladder/Bucket	 PDZ29 £5.95 OO Gauge Fisherman with Rod and Tackle Box	 PDZ30 £5.95 OO Gauge Farmer with Pitchfork and Barrow
 PDZ31 £6.75 OO Gauge Gardening Set	 PDZ32 £6.75 OO Gauge Firebuckets on Stand x 2	 PDZ33 £8.00 OO Gauge Man Fishing from Rowboat	 PDZ24 £5.50 OO Gauge Yard Detail Set 1	 PDZ19 £8.00 OO Gauge Painted Loco Crew	 59504 £6.50 2 Sheets of Tree Foliage
 59506 £2.95 Pack of 6 Coloured Bushes	 59500 £18.99 Pack of 12 Natural Trees - OO Gauge	 74300 £5.00 Precision Oiler	 72506 £12.00 Miniature 10pc Diamond Needle File Set in wallet	 72512 £7.00 5pc Diamond Needle File Set with soft grip handles	 A23000 £3.95 Pack of 10 Micro Spade Connectors with Heat Shrink
 78040 £12.95 6pc Expo Nutrunner Set	 71203 £10.00 Cutting Mat A3 Size (450 x 300mm)	 73544 £8.50 Razor Saw Set	 74104 £4.50 OO Gauge Scale Rule 4mm = 1 foot	 73520 £9.95 4pc Modelmakers Tool Kit in Wallet	 A26270 £9.95 Motor/Gearbox Modellers Animation Set

New! Modelmaster Decals



£8.25

N Gauge
B.R. 1948 - 65
Wagons.
Comprehensive
and large
sheet.



£6.25

OO Gauge
General
purpose B.R.
steam loco
numbering.

A wide selection of professional Modelmaster Decals are now available. Full instructions are included with every set, and the unique ultra thin varnish coat on the Waterslide transfers means they can be removed if desired. The decals cover all the major Railway Companies in Britain during the entire Twentieth Century. To see the range and view the full descriptions please visit:
www.expotools.com

New! Landscape Scenics Items



Packs of 60 Trees available in 3 different colours.


Code: LS95518 Light Colour Price: £7.95
Code: LS95519 Medium Colour Price: £7.95
Code: LS95520 Dark Colour Price: £7.95



Cattails
(pack of 24)



Corn Stalks
(pack of 36)



Landscaping Material (5" x 7")
Wild Grassland Sheet

Our Landscape Scenics range has been greatly expanded. These are just a few examples of what we have to offer. Please visit
www.expotools.com
to view the full range.



28070

EZE-Wire
Point
Motor
Harness for
Peco Point
Motors

£6.95



EZE-Wire

The simple way to wire point motor's! All you need is the appropriate EZE-Wire switch harness to go with your point motor, nothing else to buy! No soldering is required!

No Soldering Required - connections are as simple as 1,2,3!



1. Slide the heat shrink tube provided over one of the wires to be connected



2. Push the micro connectors together



3. Slide the heat shrink over the joint and heat with a hair dryer or gas torch



28071

EZE-Wire
Point
Motor
Harness for
Hornby
Point
Motors

£6.95

Supplying Quality Model Products since 1981

Catalogue Free with any Purchase

Expo
www.expotools.com

PLASTIC SOLDIER HUMMEL DELUXE GP CORKER UHU
SUPERQUICK MODEL MATES UNIMAT 1 AM ALBION ALLOYS milliput RotaCraft

EXPO 2014 CATALOGUE
www.expotools.com

ARMY PAINTER ARI Printers Perma-Grit Tools Weller ANTEX P&D HAAIGH Goodson
Günther BELI-BECO B&N Weller Soudal Motion 3D PUZZLE 52 Cubes Fun dapol

1000's of Model Kits, Accessories and Tools available Inside!
100's of New Products!

Expo 2014 Catalogue - 116 pages in full colour!

Free to all readers:

The EXPO 2014 Catalogue

is now Available.

To order your free copy please visit:

www.expotools.com

or get one from your local stockist.

We ask that you support your local model shop by buying from them. You can see a list of our principal stockists on our website. In case of difficulty obtaining items you can order direct on our website.
www.expotools.com **TRADE ENQUIRIES WELCOMED.**

Expo Drills & Tools, Unit 6, The Salterns, TENBY SA70 7NJ. Tel: 01834 845150 (Mon-Fri)

GAUGEMASTER.com


The Online Home of The Engine Shed

 DCC CONTROL	 ANALOGUE CONTROL	 POINT CONTROL	 TRACK	 SCENICS	 SCENICS
DIGITAL CONTROL SYSTEMS  DCC01 Prodigy Express System £149.95  DCC02 Prodigy Advance2 System £279.95  DCC03 Prodigy Advance2 Wireless System £479.95 DECODERS DCC22 CLASSIC 2 Function Micro £24.95 DCC23 CLASSIC 6 Pin Plug-in Decoder £24.95 DCC27 OMNI 21 & 8 Pin Decoder £18.95 DCC28 OMNI 6 Pin Decoder with Harness £18.95 DCC29 OMNI Direct Plug Decoder £18.95 BPDC27 OMNI 21 & 8 Pin Decoder (5) £89.95 BPDC28 OMNI 6 Pin with Harness (5) TBA BPDC29 OMNI Direct Plug Decoder (5) TBA DCC30 Accessory Decoder 4 Accessories £59.95 DCC31 Accessory Decoder Kato UniTrack £15.95 DCC ACCESSORIES DCC11 Prodigy Extension Plate £36.95 DCC13 Prodigy Adv2 Wireless Walkaround £174.95 DCC14 Prodigy Adv2 Backlit Walkaround £125.95 DCC40 Auto Reverse Module £39.95 DCC49 Prodigy DCC Booster Unit 8 Amp £169.95 DCC51 Prodigy Wireless Conversion Set £259.95 DCC55 Prodigy Wired Computer Interface £52.95 DCC60 Spare plug for Prodigy £3.25 DCC61 Medium NEM 652 Socket (5) £7.95 DCC62 Prodigy Universal Lead (2m) £4.95 DCC63 Prodigy Adv Power Supply Unit £24.95 DCC71 Prodigy Decoder Tester £9.95 DCC72 8 to 21 Pin Adaptor £4.50 DCC73 25mm JST 9 Pin Short Harness (2) £4.25 ANALOGUE CONTROL  MAINS POWERED CONTROLLERS  GMC-D Twin Track £94.95 GMC-DZ Twin Track Z Scale £109.95  GMC-DS Twin Track Simulation £164.95 GMC-DS2 Twin Track Simulation Z Scale £174.95 GMC-TS Three Track Simulation £174.95 GMC-TS2 Three Track Simulation Z Scale £184.95 WALL MOUNTED TRANSFORMERS GMC-WM1 Output 1 x 16v AC or 12v DC £18.95 GMC-WM2 Output 1 x 9v DC (0.6a) £18.95 OPEN TRANSFORMERS  GMC-M1 Output 2 x 16v AC £47.95 GMC-M1DC Output 2 x 12v DC £52.95 GMC-M2 Output 1 x 18v AC (2.5a) £52.95 GMC-M3 Output 1 x 24v AC (1.25a) £52.95 GMC-M4 Output 2 x 12v AC (1.25a) £52.95 GMC-M5 Output 1 x 12v AC (5a) £84.95 GMC-M6 Output 1 x 24v AC (2.5a) £84.95 GMC-M12S Output 1 x 22v DC (5a) £99.95 TRACK  ELECTRONIC HIGH FREQUENCY TRACK CLEANERS FOR DC (ANALOGUE) USE ONLY  GMC-TLU OO Tension Lock Uncoupler £10.95  GMC-HF1 Single Track Unit £38.95 GMC-HF2 Double Track Unit £48.95 AXLE-HUNG TRACK CLEANING PADS  GMC-T1 Output 2 x 16v AC (1a) £20.95 GMC-T1DC Output 2 x 12v DC (1a) £20.95 GMC-T2 Output 1 x 18v AC (2.5a) £20.95 GMC-T3 Output 1 x 24v AC (1.25a) £20.95 GMC-T4 Output 2 x 12v AC (1a) £20.95 GMC-T5 Output 1 x 12v AC (5a) £29.95 GMC-T6 Output 1 x 24v AC (2.5a) £27.95 GMTFK1 Fitting Kit for T1/T3/T4 £13.95 GMTFK2 Fitting Kit for T2 £13.95 TRACK TESTER  GMC52 Multi Scale Track Tester £4.95 OO SCALE FLEXIBLE TRACK  GMC60 600mm Flexible Track (24) £59.95 GMC90 900mm N/Silver Flexible Track (100) £299 GMC91 900mm Steel Flexible Steel (100) £175 GMC93 900mm N/Silver Bk Flexi Track (24) £79.95 GMC94 900mm N/Silver Bm Flexi Track (24) £79.95 GMC95 900mm Steel Flexible Track (24) £47.95 GMC97 900mm N/Silver Bm Flexi Track (100) £299 GMC99 Code 100 (OO) Rail Joiners (24) £2.45 OO SCALE TRACK ACCESSORIES GM45 OO/HO Re-Railer £5.35 GM54 OO Buffer Stop £1.75 BPGM54 OO Buffer Stop (5 Pack) £8.25  GMC55 OO Lit Buffer Stop £6.95 GMC56 OO Buffer Stop Lights (Pack of 2) £9.95 GM13 Pair of Leads (Joiners/Bare Wire) £4.45 GM66 Hornby Type Track Pins 10mm £2.50 GM67 Extra Long Track Pins 15mm £2.50 N SCALE FLEXIBLE TRACK GM92 730mm N/Silver Flexible Track (100) £199 GM96 730mm N/Silver Flexible Track (24) £54.95 GM18 Code 80 (N) Rail Joiners (24) £2.35 N SCALE TRACK ACCESSORIES GM46 N Re-Railer £2.95 GM53 N Scale Buffer Stop TBA BPGM53 N Scale Buffer Stop (Pack of 5) TBA  GMC57 N Lit Buffer Stop on Track £8.95 GMC58 N Buffer Stop Lights (Pack of 2) £9.95 GM17 Pair of Leads (N Joiner/Bare Wire) £3.25 OO GREY BALLASTED UNDERLAY SYSTEM GM114 OO/HO Granite Ballast (500g) £3.45  GMC117 OO/HO Granite Ballast (200g) £2.25 GM200 Flexible Ballasted Underlay (5m) £22.95 GM204 Point & Crossing Ballasting Kit £7.95 OO BROWN BALLASTED UNDERLAY SYSTEM  GMC111 OO/HO Brown Ballast (500g) £3.45 GM210 Flexible Ballasted Underlay (5m) £22.95 GM214 Point & Crossing Ballasting Kit £7.95 N GREY BALLASTED UNDERLAY SYSTEM GM115 N Granite Ballast (500g) £3.45 GM118 N Granite Ballast (200g) £2.25 GM201 N Flexible Ballasted Underlay (5m) £22.95 GM205 N Point & Crossing Ballasting Kit £7.95 N BROWN BALLASTED UNDERLAY SYSTEM GM113 N Brown Ballast (500g) £3.45 GM211 N Flexible Ballasted Underlay (5m) £22.95 GM215 Point & Crossing Ballasting Kit £7.95 STARTER PACK  GM194 Scenic Starter Pack £26.95 GENERAL SCENIC MODELLING PRODUCTS GM100 Mod Rod (2.75m) £4.45 GM119 Fine Plaster of Paris (1kg) £5.75  GM130 1/16 Cork Sheet 3' x 2' (60 x 90cm) £6.25 GM131 1/8 Cork Sheet 3' x 2' (60 x 90cm) £10.25 GM167 Balsa Bundle 50 x 76 x 229mm £1.75 GM168 Balsa Bundle 75 x 150 x 450mm £8.95 GRASS & GRAVEL MATS GM20 Spring Grass Mat 100cm x 75cm £7.95 GM21 Summer Grass Mat 100cm x 75cm £7.95  GM22 Autumn Grass Mat 100cm x 75cm £7.95 GM23 Gravel Mat 100cm x 75cm £5.95 GM38 Spring Grass Mat 240cm x 120cm £32.95 GM135X Mini Mat 45 x 30m (SINGLE) £1.65 MEADOW MATS GM140 Meadow Mat - Spring 6mm Grass £8.75  GM141 Meadow Mat - Meadow 6mm Grass £8.75 GM142 Meadow Mat - Spring 12mm Grass £11.75 GM143 Meadow Mat - Meadow 12mm Grass £11.75 GM147 Meadow Mat - Beige 6mm Grass £8.75 GM148 Meadow Mat - Beige 12mm Grass £11.75 STATIC GRASS SYSTEM  GM196 Static Grass Starter Set £9.95 GM199 Static Grass Glue (250ml) £4.65 GM170 Spring Grass Flock (30g) £6.95 GM171 Summer Grass Flock (30g) £3.05 GM172 Moorland Grass Flock (30g) £3.05 GM173 Meadow Grass Flock (30g) £3.05 GM174 Woodland Floor Grass Flock (30g) £3.25 BUDGET SCATTERS GM101 Meadow Scatter (50g) £1.80 GM102 Mid Green Scatter (50g) £1.80 GM103 Dark Green Scatter (50g) £1.80 GM105 Spring Green Scatter (50g) £1.80 GM108 Earth Brown Scatter (50g) £1.80 GM109 Black Scatter (50g) £1.80 GM110 Red/Brown Scatter (50g) £1.80 GM112 Imitation Coal (50g) £2.25 GM116 Grey Tarmac Scatter (50g) £1.80 LICHENS & HEDGES  GM160 Light Green Hedgerow (1m) £6.75 GM161 Dark Green Hedgerow (1m) £6.75 GM164 Light Green Lichen (80g) £4.75 GM165 Dark Green Lichen (80g) £4.75 GM166 Assorted Lichen (80g) £4.75 FOLIAGE GM150 Fine Light Green Foliage (30g) £3.05 GM151 Fine Dark Green Foliage (30g) £3.05 GM152 Fine Mid Green Foliage (30g) £3.05 GM153 Fine Light Brown Foliage (30g) £3.05 GM154 Fine Brown Foliage (30g) £3.05 STANDARD TREES GM180 Plum Trees (3) £6.95 GM181 Plum Trees in Blossom (3) £6.95 GM182 Fruit Trees (3) £6.95 GM183 Apple Trees (3) £6.95 GM184 Birch Trees (3) £6.95  GM185 Weeping Willow Trees (3) £6.95 GM186 Poplar Trees (3) £6.95 GM187 Pine Trees (3) £8.50 GM188 Beech Trees (2) £7.50 VALUE TREES GM128 Spring Tree Assortment (10) £9.95  GM129 Summer Tree Assortment (10) £9.95 BULK TREES GM120 Deciduous Trees (25) £19.95 GM121 Mixed Trees (25) £19.95 GM122 Fir Trees (25) £19.95 GM123 Small Fir Trees (50) £29.95 GM124 Deciduous Trees (25) £19.95 GM125 Spruce Trees (25) £19.95 MAKE YOUR OWN TREES GM195 Seafarm for Tree Making £20.50 GM156 Light Green Scenic Leaves (50g) £3.55 GM157 Mid Green Scenic Leaves (50g) £3.55 GM158 Dark Green Scenic Leaves (50g) £3.55 FLOWERS GM139 Flowerbeds £11.95  GM175 OO/HO Garden Flowers £9.25 GM176 OO/HO Water Plants £9.25 GM177 OO/HO Garden Plants £9.25 GM178 OO/HO Wild Flowers £9.25 GRASS TUFTS GM136 Spring Grass Tufts £10.95 GM137 Summer Grass Tufts £10.95 GM138 Flowering Grass Tufts £11.95 BRICKWORK GM30 Plain Stone Wall Grey £9.25 GM31 Grey Stone Wall & Buttresses £9.25 GM32 Grey Stone Wall & Arches £9.25 GM33 Grey Stone Wall Tunnel Wall £7.75 GM198 Single Tunnel Mouth & Walls £14.95 GM199 Double Tunnel Mouth & Walls £19.95 BACKSCENES GM701 Large Valley Backscene £7.95 GM702 Large Countryside Backscene £7.95 GM703 Large Open Field Backscene £7.95  GM704 Large Village Backscene £7.95 GM705 Large Cloudy Sky Backscene £7.95 GM706 Large Industrial Backscene £7.95 GM707 Large Housebacks Backscene £7.95 GM708 Large Pretty UK Town Backscene £7.95 GM751 Small Valley Backscene £4.95 GM752 Small Countryside Backscene £4.95 GM753 Small Open Field Backscene £4.95 GM754 Small Village Backscene £4.95  GM755 Small Cloudy Sky Backscene £4.95 GM756 Small Industrial Backscene £4.95 GM757 Small Housebacks Backscene £4.95 GM758 Small Pretty UK Town Backscene £4.95					

THOUSANDS OF ITEMS ARE IN STOCK NOW. E & OE.
WE CAN DELIVER POST FREE TO MOST UK ADDRESSES



HIGHWAYS



OO SCALE WIDE ROAD SYSTEM

GM370 80mm Wide Tarmac Road (1m) £6.95
GM371 80mm Wide Universal Curves (2) £6.95

OO SCALE NARROW ROAD SYSTEM

GM375 68mm Wide Tarmac Road (1m) £6.95
GM376 68mm Wide Universal Curves (2) £6.95

N SCALE ROAD SYSTEM

GM390 40mm Wide Tarmac Road (1m) £6.95
GM391 40mm Wide Universal Curves (2) £6.95



TINY SIGNS

OO SCALE REPLICA SIGNS

TS009E BR (Eastern) Station Signs £1.95
TS009LM BR (Midland) Station Signs £1.95
TS009NE BR (N Eastern) Station Signs £1.95
TS009S BR (Southern) Station Signs £1.95
TS009SCOT BR (Scottish) Station Signs £1.95
TS009W BR (Western) Station Signs £1.95
TS0021 Street Names £1.95
TS0022 BR Modern Image Station Signs £1.95
TS0023 Cornish Riviera Boards 1 £1.95
TS0024 Cornish Riviera Boards 2 £1.95
TS0025 Early Station Signs £1.95
TS0026 GWR Poster Boards £1.95
TS0027 LMS Poster Boards £1.95
TS0028 LNER Poster Boards £1.95
TS0029 Southern Poster Boards £1.95
TS0030 BR Poster Boards £1.95
TS0040 SR (Target) Sevenoaks/Oxted £1.95
TS0041 BR (Midland) Preston/Rugeley £1.95
TS0042 BR (Western) Turo/taunton £1.95
TS0043 BR (Eastern) Hitchen/Granham £1.95
TS0044 BR (NE) Durham/Morpeth £1.95
TS0045 BR (Scottish) Falkirk/Crianlarich £1.95
TS0046 BR (Southern) Woking/Axminster £1.95
TS0059 Carriage Prints £1.95
TS0060 Modern Image Road Signs £2.95
TS0067 Pub Signs £1.95
TS0070 Old Time Road Signs £2.95
TS0072 Pre-Grouping Travel Posters £1.95
TS0073 GWR Travel Posters £1.95
TS0075 LNER Travel Posters £1.95
TS0076 Southern Travel Posters £1.95
TS0077 BR Travel Posters £1.95
TS0078 BR Modern Image Travel Posters £1.95
TS0079 Trackside Notices £1.95
TS0081 Enamel Advert Signs 1 £1.95
TS0082 Enamel Advert Signs 2 £1.95
TS0083 Enamel Advert Signs 3 £1.95
TS0084 Enamel Advert Signs 4 £1.95
TS00131 French Travel Posters £1.95
TS00132 French Travel Posters £1.95
TS00133 German Travel Posters £1.95
TS00137 London Transport Posters £1.95
TS00138 London Transport Posters £1.95
TS00139 London Transport Posters £1.95

N SCALE REPLICA SIGNS

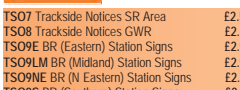
TSN9E BR (Eastern) Station Signs £1.95
TSN9LM BR (Midland) Station Signs £1.95
TSN9NE BR (N Eastern) Station Signs £1.95
TSN9S BR (Southern) Station Signs £1.95
TSN9SCOT BR (Scottish) Station Signs £1.95
TSN9W BR (Western) Station Signs £1.95
TSN21 Street Signs £1.95
TSN22 BR Modern Image Station Signs £1.95
TSN23 Cornish Riviera Boards 1 £1.95
TSN24 Cornish Riviera Boards 2 £1.95
TSN25 Early Station Signs £1.95
TSN67 Pub Signs £1.95
TSN71 Road Signs £1.95
TSN79 Trackside Notices £1.95
TSN81 Enamel Advert Signs 1 £1.95
TSN82 Enamel Advert Signs 2 £1.95
TSN83 Enamel Advert Signs 3 £1.95
TSN84 Enamel Advert Signs 4 £1.95
TSN91 GWR Travel Posters £1.95
TSN92 LMS Travel Posters £1.95
TSN93 LNER Travel Posters £1.95
TSN94 SR Travel Posters £1.95
TSN95 BR Travel Posters £1.95
TSN96 Modern Travel Posters £1.95

O SCALE REPLICA SIGNS

TSO5 Trackside Notices LNER £2.50
TSO6 Trackside Notices Midland £2.50



TINY SIGNS



TS07 Trackside Notices SR Area

TS08 Trackside Notices GWR £2.50
TS09E BR (Eastern) Station Signs £2.50
TS09LM BR (Midland) Station Signs £2.50
TS09NE BR (N Eastern) Station Signs £2.50
TS09S BR (Southern) Station Signs £2.50
TS09SCOT BR (Scottish) Station Signs £2.50
TS09W BR (Western) Station Signs £2.50
TS025 Early Station Signs £2.50
TS059 Carriage Prints £2.50
TS096 Enamel Advert Signs £2.50
TS097 Enamel Advert Signs £2.50
TS098 Enamel Advert Signs £2.50
TS099 Enamel Advert Signs £2.50
TS0101 Pre-Grouping Travel Posters Sml £2.50
TS0102 Pre-Grouping Travel Posters Lge £2.50
TS0103 GWR Travel Posters Small £2.50
TS0104 GWR Travel Posters Large £2.50
TS0105 LNER Travel Posters Small £2.50
TS0106 LNER Travel Posters Large £2.50
TS0107 SR Travel Posters Small £2.50
TS0108 SR Travel Posters Large £2.50
TS0109 LMS Travel Posters Small £2.50
TS0110 LMS Travel Posters Large £2.50
TS0111 BR Travel Posters Small £2.50
TS0112 BR Travel Posters Large £2.50
TS0113 BR Special Issue Travel Posters £2.50
TS0114 BR Special Issue Travel Posters £2.50
TS0120 GWR Poster Boards £2.50
TS0121 LNER Poster Boards £2.50
TS0122 SR Poster Boards £2.50
TS0123 LMS Poster Boards £2.50
TS0124 BR Poster Boards £2.50



KESTREL DESIGNS

N GAUGE PLASTIC KITS

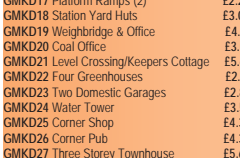
GMKD01 House £4.25
GMKD02 Shop £4.25
GMKD03 Bungalow £3.35



GMKD04 Church with Porch £5.65
GMKD05 House/Shop Unit with Glazing £6.45
GMKD06 Two Shop Unit with Glazing £6.45
GMKD07 Four House Unit £6.45
GMKD08 Country Station £5.15
GMKD09 Station Buildings £5.15
GMKD10 Island Platform with Flat Canopy £7.95
GMKD11 Flat Canopy £5.65



GMKD12 Small Signal Box £6.15
GMKD13B Farm Rail Fencing Brown £2.85
GMKD13W Farm Rail Fencing White £2.85
GMKD14 Telegraph Poles £2.85
GMKD15 Windows Doors & Gutters £4.05
GMKD16 Platforms (2) £2.55
GMKD17 Platform Ramps (2) £2.25
GMKD18 Station Yard Huts £3.05
GMKD19 Weighbridge & Office £4.25
GMKD20 Coal Office £3.05
GMKD21 Level Crossing/Keepers Cottage £5.65
GMKD22 Four Greenhouses £2.85
GMKD23 Two Domestic Garages £2.85
GMKD24 Water Tower £3.55
GMKD25 Corner Shop £4.35
GMKD26 Corner Pub £4.35
GMKD27 Three Storey Townhouse £5.65
GMKD28 Three Storey Town Shop £5.65
GMKD29 Modern Station £7.75
GMKD30 Modern Station Waiting Room £5.35
GMKD31 Station Masters House £6.15
GMKD32 Pair Pre War Semi Det. Houses £6.15
GMKD33 Boilerhouse & Chimney £6.15
GMKD34 Stable Block £3.65



GMKD35 Cow Shed £3.35
GMKD36 Barn £5.65
GMKD37 Farm House £7.15



KESTREL DESIGNS



GMKD38 Steel Footbridge £7.15
GMKD39 Modern Industrial Unit £5.65
GMKD40 Modern Fire Station £6.95
GMKD41 Platforms Wide (2) £3.05
GMKD42 Platform Ramps Wide (2) £2.75
GMKD43 Goods Shed £7.45
GMKD1000 Town Station £17.25
GMKD1001 Old Factory with Chimney £20.25

N GAUGE VALUE KIT SETS

GMKD2000 Station Set £15.25
GMKD2001 Town Set £13.25
GMKD2002 Suburban Set £15.25
GMKD2003 Farm Set £17.25



TOOLS



MODEL RAILWAY MAINTENANCE

GM50 OO/HO Locomotive Wheel Cleaner £34.95
GM51 N Gauge Wheel Cleaner £34.95
GM51 Spare Pads for GM50 £17.95
GM49 Spare Pads for GM47 £17.95



GM619 Precision Lubricator £4.75
GM667 Superfine Oil Pen w/Teflon Particles £4.95
GM668 Electrical Contact Oil Pen £8.95

GENERAL MODELLING TOOLS

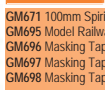
GM08 Modelstrip (115ml) £2.95
GM26 Track Rubber £6.95
GM27 Jumbo Track Rubber £5.50
GM402 A2 Cutting Mat £16.95
GM601 A3 Cutting Mat £10.95
GM602 A4 Cutting Mat £5.50
GM603 A5 Cutting Mat £3.25
GM604 Round Nose Pliers £6.75
GM605 Flat Nose Pliers £6.75
GM606 Side Cutters £6.75
GM607 Half Round Pliers £6.75
GM608 Bent Nose Pliers £6.75
GM609 S/Steel Tweezers (4) £7.65
GM610 Double Ended Pin Vice £4.95
GM611 Sawset 1 w/ Scalpel Handle £3.95
GM613 Trim-away Knife £3.25
GM614 S/S Scalpel & Blades £5.50
GM615 Plastic Scalpel & Blades £5.50
GM616 Cutting Knife & 5 Blades £5.25
GM617 Pick-Up Tool £6.95
GM618 Magnifier Tweezers £4.15
GM621 Locking Jaws Curved £6.50
GM624 Swivel Top Pin Vice £4.25
GM625 Curved Tweezer R/Action £4.25
GM626 Straight Tweezer R/Action £4.25
GM627 Blunt End Tweezer R/Action £3.85
GM629 Cutting Discs (10) £4.70
GM630 Screw Top Mandrels (3) £4.15
GM631 Slitting Discs (10) & Mandrel £5.25
GM632 Budget Needle File Set £5.95



GM633 Glass Fibre Pencil 4mm £4.75
GM634 4mm G/Fibre Refills (10) £6.50
GM635 2mm Glass Fibre Pencil £8.75
GM636 2mm G/Fibre Refills (5) £5.50
GM638 Cutting Brushes 0.6-2.0 £15.50
GM640 Archimedian Drill Stock £5.65
GM641 HSS Jobbers Drills 0.5 (5) £3.95
GM642 HSS Jobbers Drills 0.8 (5) £3.95
GM643 HSS Jobbers Drills 1.0 (5) £3.95
GM644 HSS Jobbers Drills 1.2 (5) £3.95
GM645 HSS Jobbers Drills 1.5 (5) £3.95
GM646 HSS Jobbers Drills 1.8 (5) £3.95
GM647 HSS Jobbers Drills 2.0 (5) £3.95
GM648 Microbox Drills 0.3-1.6 £9.95
GM649 Microbox HSS Twist Drill Bits 61-80 £9.95
GM650 HSS Jobbers Drills 0.3 (5) £3.95
GM651 HSS Jobbers Drills 0.4 (5) £3.95
GM652 HSS Jobbers Drills 0.6 (5) £3.95
GM653 HSS Jobbers Drills 0.7 (5) £3.95
GM654 HSS Jobbers Drills 0.9 (5) £3.95
GM655 Spare Blades for GM614 £2.75
GM656 Spare Blades for GM616 £2.55
GM660 Pick n Place Twin Pack £7.65
GM664 Economy Spray/Plastic Cutter £4.35
GM666 Clip On Magnifying Eye Glass £6.25
GM669 Pin Pusher with Depth Stop £9.95
GM670 Deluxe Paintbrush Set £9.95



TOOLS



RAZOR SAWS

GM671 100mm Spirit Level £3.60
GM695 Model Railway Screwdriver Set £4.95
GM696 Masking Tape 6mm x 18m (2) £1.95
GM697 Masking Tape 10mm x 18m (2) £2.75
GM698 Masking Tape 18mm x 18m (1) £2.50

SOLDERING IRONS & BITS

GM672 Razor Saw Superfine £9.95
GM673 3 in 1 Saw Set £12.95
GM674 Razor Saw Fine £9.95
GM675 Razor Saw Medium £9.95
GM676 Aluminum Mire Box £13.95
GM677 Fine Woodcraft Saw £10.75
GM678 Flush Cutting Saw £13.95
GM679 Universal Razor Saw £10.95

SOLDERING ACCESSORIES

GM01 Low Melt Solder 70 degrees (20g) £3.95
GM02 Solder 180 degrees (20g) £3.95
GM03 White Metal Flux £5.50
GM04 Brass Flux £5.50
GM05 Non Acid Safety Flux £5.95
GM06 Solder Wire 145 Degrees £4.65




ELECTRICS

SWITCHES

GM501 Slide Switch DPDT £1.65
GM502 Slide Switch DPDT (C/Off) £1.65
GM503 Toggle Switch SPST £2.30
GM504 Toggle Switch DPDT £2.60
GM505 Mini-Toggle DPDT (C/Off) £3.10
GM506 Mini-Toggle DPDT £2.70
GM507 Mini-Toggle SPST £2.40
GM508 Mini-Toggle SPDT £2.40
GM509 Mini-Toggle SPDT (C/Off) £2.60
GM510 Mini-Toggle for G Point Motors £2.65
GM511 Mini-Toggle for G Point Motors £2.65
GM512 Push to Break Black (5) £3.95
GM513 Push to Make Black (5) £2.75
GM514 Push to Make Blue (5) £2.75
GM515 Push to Make Green (5) £2.75
GM516 Push to Make Red (5) £2.75
GM518 Push to Make White (5) £2.75
GM519 Rotary Switch 1 Pole 12 Way £2.75
GM520 Rotary Switch 2 Pole 6 Way £3.70
GM521 Rotary Switch 3 Pole 4 Way £3.70
GM522 Rotary Switch 4 Pole 3 Way £3.70
BPGM501 Slide Switch DPDT (25) £13.50
BPGM502 Slide Switch DPDT (C/Off) (25) £13.50
BPGM503 Toggle Switch SPST (25) £35.95
BPGM504 Toggle Switch DPDT (25) £39.95
BPGM505 Mini-Toggle DPDT (C/Off) (25) £45.95
BPGM506 Mini-Toggle DPDT (25) £41.95
BPGM507 Mini-Toggle SPST (25) £35.95
BPGM508 Mini-Toggle SPDT (25) £35.95
BPGM509 Mini-Toggle SPDT (C/Off) (25) £38.95
BPGM510 Mini-Toggle for Point Motors (25) £44.95
BPGM513 Push to Make Black (25) £9.50
BPGM514 Push to Make Blue (25) £9.50
BPGM515 Push to Make Green (25) £9.50
BPGM516 Push to Make Red (25) £9.50
BPGM517 Push to Make White (25) £9.50
BPGM518 Push to Make Yellow (25) £9.50

MAGNETS

GM86 Small Magnets (10) £5.50
GM87 Medium Magnets (10) £5.75
GM88 Large Magnets (10) £6.95
GM98 3v Bulbs (10) & Capacitors (5) £5.75
GM99 Pack of Reeds & 5 Magnets £13.50



ELECTRICS



WIRE

GM11BK Wire Black 7 x 0.2mm (10m) £2.15
GM11BL Wire Blue 7 x 0.2mm (10m) £2.15
GM11BN Wire Brown 7 x 0.2mm (10m) £2.15
GM11GN Wire Green 7 x 0.2mm (10m) £2.15
GM11GR Wire Grey 7 x 0.2mm (10m) £2.15
GM11OR Wire Orange 7 x 0.2mm (10m) £2.15
GM11P Wire Pink 7 x 0.2mm (10m) £2.15
GM11R Wire Red 7 x 0.2mm (10m) £2.15
GM11W Wire White 7 x 0.2mm (10m) £2.15
GM11Y Wire Yellow 7 x 0.2mm (10m) £2.15
BPGM11BK Black Wire 7 x 0.2mm (100m) £7.95
BPGM11BL Blue Wire 7 x 0.2mm (100m) £7.95
BPGM11BN Brown Wire 7 x 0.2mm (100m) £7.95
BPGM11GN Green Wire 7 x 0.2mm (100m) £7.95
BPGM11GR Grey Wire 7 x 0.2mm (100m) £7.95
BPGM11OR Orange Wire 7 x 0.2mm (100m) £7.95
BPGM11P Pink Wire 7 x 0.2mm (100m) £7.95
BPGM11R Red Wire 7 x 0.2mm (100m) £7.95
BPGM11Y Yellow Wire 7 x 0.2mm (100m) £7.95

GENERAL ELECTRICAL ACCESSORIES

GM12 Pair Connecting Leads (Pin/Bare Wire) £4.45
GM14 Crimped Pin Terminals (6) £2.95
GM15 Ring Terminals (6) £1.95
GM16 Pair Connecting Leads (Pin/Pin) £4.35
GM28 Crocodile Clips Red/Black Pair £1.60
GM29 Knob for Rotary Switches & Pots £2.75
GM40 1.5a Rectifier £5.50
GM41 Thermal Cut-Out 1 Amp £5.95
GM42 Thermal Cut-Out 2.5 Amp £3.95
GM75 P56 6-Way Din Plug/Socket £2.75

GM77 12-Way Poly Terminal Block

£1.95

GM89 Pack of 5 Amp Fuses (5)

£2.55

LIGHTING

GM69 Grain of Wheat Bulb 12v Yellow (5) £3.95
GM70 Grain of Wheat Bulb 12v Red (5) £3.95
GM71 Grain of Wheat Bulb 12v Clear (5) £3.75
GM72 Grain of Wheat Bulb 12v Green (5) £3.95
GM73 Grain of Wheat Bulb 12v Orange (5) £3.95
BPGM69 Grain of Wheat Bulb 12v Yellow (100) £48.95
BPGM70 Grain of Wheat Bulb 12v Red (100) £48.95
BPGM71 Grain of Wheat Bulb 12v Clear (100) £38.95
BPGM72 Grain of Wheat Bulb 12v Green (100) £48.95
BPGM73 Grain of Wheat Bulb 12v Orange (100) £48.95
GM80 LED Green 3mm 12v (5) £2.05
GM81 LED Red 3mm 12v (5) £2.05
GM82 LED Yellow 3mm 12v (5) £2.05
GM83 LED Green 5mm 12v (5) £1.80
GM84 LED Red 5mm 12v (5) £1.80
GM85 LED Yellow 5mm 12v (5) £1.80
GM76 Resistor 1K Ohm for LEDs (10) £1.55

MAGNETS

GM86 Small Magnets (10) £5.50
GM87 Medium Magnets (10) £5.75
GM88 Large Magnets (10) £6.95
GM98 3v Bulbs (10) & Capacitors (5) £5.75
GM99 Pack of Reeds & 5 Magnets £13.50

NEW CATALOGUE

This year is a bit of a landmark for us as our catalogue now includes items from many of our distribution partners. We have focussed on items that would not look out of place on a British layout but it is important to remember that these ranges are usually vast and if completeness is required, then we recommend taking a look at our website or the manufacturers catalogue. Contains details of all Gaugemaster Ranges:

GM353
£3.95

RANGES STOCKED

Airfix
Antex
Arnold
Atlas
Bachmann
Berko
Busch
Capital Transport
Carrera
Cartrix
Classix
Cooper Craft
Corgi
Cornerstone
Dapol
DCCconcepts
Deluxe Materials
DM Toys
Dornaplas
EFE
Electrotren
Faller
Fleischmann
FlySlot
Gaugemaster
Graham Farish
Harburn Hamlet
Heljan
HMRS Transfers
Hobbytrain
Hornby
Humbrol
Ian Allen
Jagerndorfer
Jordan
Jouef
Kato
Kestrel Designs
Kibri
Knightwing
LGB
Lifelike
Lightcraft
Marklin
Mehano
Metcalfe
Middleton Press
MiNiS
Minitrains
Modelcraft
Model Scene
MRC
Ninco
Noch
NSR
Oxford Diecast
Parkside Dundas
Peco
Piko
Plastruc
Pola
Preisner
Racer
Railmatch
Ratio
Revell
Rivarossi
Roco
Rokuhan
Rotacraft
Scalextric
Scenix
Seep
Seuthie
Sideways
Slatters
Spraycraft
Springside
SRC
Superquick
Tiny Signs
Tracksetta
Train Tech
TrainSave
Trix
Viessmann
Vollmer
W & T Manufacturing
Walthers
Wiking
Willis
Xuron

METCALFE

READY CUT CARD KITS

Follow us
@MetcalfemodelsT



Telephone Orders:

01729 830072

POSTAGE

up to £19.99 - £2.50
£20 and over - £4.50

We are now only taking UK orders.

MAIL ORDERS TO:

Metcalf Models,
Bell Busk,
Skipton, N. Yorkshire
BD23 4DU

Cheques payable to Metcalfe Models
(don't forget postage!)

For a full catalogue, send postal
details and 2 x 1st class stamps.

Single Track Engine Shed

00 code - PO331 Red Brick **£15.99**

00 code - PO332 Stone **£15.99**

N code - PN931 Red Brick **£10.99**

N code - PN932 Stone **£10.99**

Available in 00
and N scale
Both in Red Brick
or Stone styles.

**DUE
MAY 1st
2014!**



NEW!

2 Bay Platform Canopy

00 Code PO340 - **£14.99**

Detailed laser cut canopy, ideal for all platforms.
Add more kits to extend the length or width to any
size. Features thick clear glazing. **Important:**
requires the use of our Ultra Fine Glue Applicators
(below). More canopy styles due out soon.
Size of overhead canopy 144 x 88mm



platform not included

Laser Cut Mini Kits

00 G.W.R Benches

00 Code PO501 -
£5.75

Four detailed laser
cut benches with
inset GWR logo.



00 Platform Benches

00 Code PO502 -
£5.75

Pack contains
one double bench
and four single
benches.

00 Park Benches

00 Code PO503 -
£5.50

Pack contains four
benches



00 Picnic Tables

00 Code PO510 -
£5.50

Pack contains three
tables with umbrellas.
Note: Umbrella poles
not included, these are
made from paper clips

Station Clocks

00 Code **PO515 -
£5.50**

Laser cut card
components in the new
mini kit range



Pack consists of
1 wall clock and 2
overhead clocks.



Stone Built Wayside Station

00 Code PO238 - **£16.99**

N Code PN138 - **£9.50**



One for Great
Western fans, but
will sit well in any
small town or rural
location.

Wayside Station Shelter

00 Code PO239 - **£11.99**

N Code PN139 - **£9.50**

Designed to sit alongside the PO238 Stone Built
Wayside Station.



00 GWR SIGNAL BOX

Code PO330 - **£14.99**



Beautiful die cut card kit
featuring fine laser cut
components. Can be built
either brick or stone from
the one kit. Designed to
stand with our Wayside
Station kits.

Ultra-Fine Glue Applicators

MT907 - **£3.50**

(for pack of 3 bottles)
For precise and controlled
flow of liquid glue. Do
not use with liquids that
contain solvents. **GLUE
NOT INCLUDED.**



Country Station

00 code PO237 - **£13.75**

Kit contains main station
building and separate
opposite platform shelter



Platform kit

Can be built to any shape: curved,
straight, islands or bays. In stone
or red brick.

00 Red Brick code PO216 - **£10.75**

N Red Brick code PN110 - **£8.25**

00 Stone code PO235 - **£10.75**

N Stone code PN135 - **£8.25**

00 Signal Box

Comes with plastic
steps / components.

00 code PO233 - **£9.00**



Visiting Skipton? You will find the full range of Metcalfe kits at Craven Model Centre, Mount Pleasant, Skipton High Street, BD23 1JZ

METCALFE

READY CUT CARD KITS

00 Parish Church

00 Code PO226 - **£15.99**

NEW!

A re-designed version of an old favourite, with new look stonework and much more sturdy interior designing making it stronger and more durable. The kits now has super detailed windows with the finer ones laser cut. The Lych Gate is a brand new, beautifully designed covered entrance to the church with laser cut gates.



00 Shop Fronts

Red Brick code PO272 - **£13.99**

Stone code PO273 - **£13.99**

NEW!



Designed to stand alongside PO274 Terraced House Fronts. This row of shops is ideal for running along back drops where space is limited. You can also make them stand alone by attaching them to our low relief House Backs, PO276. The kit



features laser cut shop windows and a selection of interior window dressings for different uses.

00 Terraced House Backs

Red Brick code PO276

Stone code PO277

£11.99 each



Two pairs of terraced backs. Great for running along track sides where space is limited.



00 Terraced House Fronts

Red Brick code PO274

Stone code PO275

£11.99 each



Each kit comes with a variety of optional doors, porches, bay windows and dormers
PLUS laser cut garden gates.

Village Shop & Cafe

00 code PO254 - **£11.50**

N code PN154 - **£8.99**

Every village needs a shop. For the rural layout. Comes with different posters and 'Cardale Village Stores' sign.



00 Workers Cottages

code PO255

£11.50 each

Two complete sets of cottages and outbuildings. Based on the Settle Carlisle Railway Workers Cottages, this design lends itself to many uses be it railway, agricultural or industrial.



Order online:

www.metcalfemodels.com



LAYOUT OF THE MONTH



FACT FILE

- **LAYOUT NAME** Fence Houses
- **SCALE/GAUGE** 1:152 scale, 9.42mm gauge 2FS
- **SIZE** 39'x9'
- **ERA** 1950s/60s
- **CONTROL** DCC
- **LAYOUT TYPE** Portable exhibition layout
- **PHOTOGRAPHY** Nigel Burkin



FMF 9F 2-10-0 with a train of 21t hoppers heading south towards Fence Houses.

FENCE HOUSES

Building a layout almost 40' long would be enough for most people, but **Bob Jones'** decision to model in 2mm Finescale (2FS) made the challenge even greater.

It might seem odd that one person would set out to build a 39' x 9' layout in 2mm finescale, especially on his own, and in the 'pre-grouping period' to boot. It did not seem odd to me at all.

Three of my previous four layouts had been designed with exhibitions in mind, and this one was to be no different. From time to time, I heard "it'll never get finished", and later on, "but how is he going to stock it?"

Lots of mineral wagons were required!

Originally I did not consider any of these practicalities, I was just enjoying myself with the dream. Eventually though some sense of reality did dawn and I changed the period to 1950/60s British Railways. This allowed the use of converted N stock, which in a lot of cases simply meant changing the wheels. Latterly, the 2FS Association has provided some 'drop in' replacement wheelsets, some complete with gears where necessary, to make finescale conversion of diesels possible with just a few minutes work.

This being the North East, lots of mineral wagons were required. This task was covered by team members, with special mention to Chris Mills', building of what seems like hundreds of etched kits of 16t mineral wagons and 21t coal hoppers.

Working on my own initially, in July 2004 a start was made on modelling this prototype location between Durham and Newcastle-upon-Tyne, on the 'old main line' in North East England.

After some four years of 'flying solo', during which time I built most of the baseboards, along with Victoria Viaduct, some old friends started to make contact again, and became part of what is now the 'FH' team.

One day I had an idea. Make an appointment with myself once a week, instead of just working now and again, and I should start to see some real progress. This was the beginning of what is now a regular Wednesday gathering where we work on the layout and, as construction progresses, planning what to do next, socialising and talking railways.

TRACKWORK

The front 'scenic' track started in the form of etched chairplates soldered to copper clad sleepers, with 1mm x 0.5mm bullhead section nickel silver rail, all laid using The Association's 9.42mm (4' 8 1/2") track gauges. If I had not waited the 20 years after parting with the N gauge layout I would no doubt have started the new FH trackwork to the standards that I was familiar with



back then (rail soldered direct to PCB sleepers). This is what actually happened with my first layout in 2FS, which was used as a stepping stone to the ultimate goal. As it turned out, the wait was well worth it, and not just with regard to track building.

The layout planning software 'Templot' was used by Les Waters to draw the complicated trackwork layout in the station area. This was then printed and stuck down prior to setting the chaired sleepers in place.

There are over 50 turnouts, diamonds and single slips on the layout, all hand made using 2FS Association jigs and materials. Some areas had whole formations of turnouts and crossings laid out together, and completed in this fashion to allow the track to 'flow'. All fiddle yard trackwork, both plain and pointwork, is plain nickel silver strip, 1mm x 0.5mm section, laid direct to PCB sleepers fixed at least double the normal 5mm spacing.



KEY DETAILS WHY 2FS?



Whilst it is true that not all the stock on the layout is strictly 2mm:1ft scale, the small difference in scale (1:148 for British N compared to 1:152 for 2FS) is negligible compared (in my personal view) to the visual advantages of 2FS trackwork and wheel profiles. Original standard Code 80 N rail of 0.080" height (2mm) is more akin to 4mm scale, compared to the 1mm x 0.5mm standard for 2FS.



KEY DETAILS

VICTORIA VIADUCT



This listed structure, built in 1836-1838, sits astride the River Wear, about two miles north of Fence Houses station. The model is a scale 800' long (1.6 metres) and some 135' above river level. My viaduct is set on a curve of 1.8m radius to suit the end board it sits on, whereas the real viaduct is straight. A basic MDF/ply sub base was covered with Polyfilla and scribed to mimic the stone of the original. The whole thing was painted by another old pal, Mike Raithby. A detailed description of the model's construction was published in Model Railway Journal No. 198 (Wild Swan Publications).

If we had carried on making plain track in the chaired sleeper mode, we would still be at it, but halfway through our track building period, along came 'Easitrac'.

'Just add rail' is the slogan, and it has probably saved us two to three years of plain track making. It used to take me a day to make less than a metre of track. Putting the same amount of 'Easitrac' together takes about 20 minutes!

However, all pointwork was assembled via the etched chair plate route, mainly because FH required quite a few 'one offs', and partly because 'Easitrac' pointwork was in its infancy.

Cast brass chaired sleepers are available to enable electrical feed to be made to 'Easitrac' sections, but in FH's case I just soldered the feeds to strategically placed PCB chaired sleepers.

In retrospect what I should have done is to solder the feed wires direct to the underside of the rails. This offers the benefit of being sure the power reaches the rails, and does not terminate at the sleeper if there are dodgy solder joints.

The plastic base of the 'Easitrac' system has to be glued down with a particular type of adhesive, which is, like all the other parts and jigs, available from the 2FS Association.

As members of the Blyth & Tyne Model Railway Society, we were able to take advantage of its superb 9,000 square foot premises in North Shields, for finishing off the construction, lighting and initial test running in 2010.

BALLASTING

I recovered a shopping bag worth of full-size ballast from the old head shunt just north of the station, which closed in 1964. Part of this area had been subject to a landslip years previously, which had exposed the original ash ballast used by the NER. What I did not realise at the time, and which could have had disastrous consequences for us, was that this stuff contained molten metal particles!

Even whilst our 'sifting and bashing' operations were taking place to reduce the size to that required, it did not occur to us that we could be storing up electrical problems. It was only when we had virtually completed the ballasting that Eddie Ford of P4 layout 'Blackgill' fame (look for Blackgill on RMweb) pointed out he'd heard of a local 4mm scale group that had



Looking north towards the goods warehouse in the distance, with the coal yard office in the right foreground.

OWNER FACTFILE



Readers may be familiar with Mick Simpson's N gauge product reviews for this magazine. Most will not be aware that Mick was the main reason I got interested in modelling 'Fence Houses' (FH). We met at an exhibition in Newcastle-upon-Tyne, some 40 years ago, and Mick told me his grandfather Jack Dunning had been Station Master at FH in the 1940s/1950s. Mick appeared on the scene in the latter period, and with fond childhood memories had often thought of modelling the station himself. It turned out that I would do it instead, and not just once.

The first FH was built to N standards, between 1979 and 1983.

Mick was instrumental, along with Les Waters, in introducing me to 2mm finescale (2FS) around 1983 when we all joined the 2mm Scale Association. This was the second time I'd become a member, having previously joined in 1960 but thinking I could never match those standards! It's taken a while, but I now find myself amongst the 'old codgers' who we all used to look to for advice and inspiration. I suppose I just stuck at it, all the while with this dream lurking in the back of my mind that FH would reappear some day in 2FS.

OWNER FACTFILE

encountered such a problem, and we became aware of our possible fate!

For whatever reason we've had no electrical problems at all in this respect. After laying the sifted ballast in it's dry state, and prodding for ages with small brushes to get it where it was wanted, the traditional mix of watered down PVA/washing up liquid drops was dispensed from an eye dropper.

Turnouts were carefully cleaned up/dried off with paper towel sheets around the rails before they stuck together, and the blades were operated periodically during the drying time. Even so, some time was spent afterwards in freeing up the blades and tie bars that had succumbed to the sticky mixture.

With the track progressing steadily we had to make a decision. Stay with DC or go DCC?

After investigating various DCC systems, we were very taken with the ESU ECoS system from Germany. This seemed very suited to our 'big train set' requirements, and so it has proven to be.



With a layout this big - a circuit is 2.5 scale miles - how would my kit designs stand up to the rigours of extensive working to exhibition demands?

SCENERY & STRUCTURES

After many months looking at the light brown MDF baseboards as we laid track and connected the electrics it was quite a shock to see what just a preliminary coat of green paint did for the layout!

We started with some experiments using an electrostatic grass applicator, and were impressed. However, as another old friend, Alan Pearson, joined us, we were soon impressed to a higher degree as Alan was given free rein to display his talents in the scenic department. All sorts of garden 'tree trunks' and parts of plants were brought in

and mixed with commercial items to produce what you see in the photographs.

We had a flying start thanks to the original buildings previously made for the N layout in the 1980s. They were in remarkably good shape for their age, and although a few new buildings would be required, they would save us a lot of time.

However, new to this version of 'FH' are Victoria Viaduct and two additional signalboxes to complement to the original station 'box'. These are Wapping Bridge (Photo 7) and the overtrack Penshaw North (Photo 6).

Low Lambton Farm access bridge, Lambton 'D' pit buildings (Photo 8) and the NER lattice footbridge across the station platforms (Photo 9) were also added.

Last to appear is the old Post Office, situated behind the Station Hotel. In addition to these structures we also now have well over 30ft of backscene, again painted by Mike Raithby.

The new etched footbridge in the station area replaces the unprototypical George Allen etch that I'd used on my earlier N layout. My etch is correct for 'FH', incorporating as it does the third



**From time to time, I heard “it’ll never get finished”,
and later on, “but how is he going to stock it?”**

stairway. Simon Perkins built the old Post Office, and like most of the other structures on the layout this uses brick and stone embossed plastic card. I believe that the Post Office was demolished in the mid-1960s and replaced by a petrol station. Fence Houses current Post Office adjoins the dormer roofed ‘Cork Cottage’ on the opposite side of the road, and is modelled in prototype yellow brick. Lambton ‘D’ pit buildings are again in plastic card and the etched head gear is from a Wrightscale kit.

SOMETHING MISSING

Having mentioned Penshaw North ‘box above, you may well be wondering what happened to Penshaw South. The Penshaw area lies between ‘FH’ and Victoria Viaduct, but had to be omitted along with the station, south signalbox and almost everything else if I was going to be able to work within the available space. Having said this, some things could not be ignored entirely, so as well as including the north ‘box on the approach to

the viaduct, partly modelled is the four track main line section running from just south of the viaduct to Wapping Bridge (about two miles in reality), and the two double junctions under the north ‘box, one of which is for the part-modelled Sunderland branch.

With three signalboxes on the layout, I really do need to work on the signals, but will it be these or more locomotive kits first?

A major landmark in the area is Penshaw Monument, erected to the memory of the 1st Earl of Durham in 1844 - the same year Fence Houses opened. It is totally wrong geographically, but I could not resist asking Mike Raithby to incorporate an impressionistic view of the hilltop edifice on the backscene near Victoria. Realistically, like Lambton ‘D’ pit, it should be behind the viewers, not appearing in front of them on the backscene!

At the southern extremity of the layout, the exchange sidings (Photo 4) terminate just before

WANT TO KNOW MORE ABOUT 2FS?

For anyone interested, and for general enquiries, you can write to the
2mm Scale Association at 24 Hillsborough Terrace, York YO30 6EW.

Membership applications should be sent to; **14 Fernbank Drive, Baildon, Shipley, West Yorkshire BD17 5HZ. W 2mm.org.uk/**

KEY DETAILS MOTIVE POWER



6

My earlier interest in the pre-Grouping era is illustrated here by an NER class '708' goods 0-6-0, along with various loaned pre-Grouping wagons. Penshaw North signal cabin is an FMF scratch/kit-built structure.



7

In order to boost the fleet we have employed a few converted N steam locomotives to fill the gap for now, but I prefer to draw my own artwork for designs of steam locomotives to 2FS standards, and get these etched to build myself. This has slowed things down of course, but I am not happy with the over-scale appearance of valve gear and motion on commercial N models.

One possible cause for concern has not materialised; with a layout as big as FH (a circuit is 2.5 scale miles), how would my kit designs stand up to the rigours of extensive working to exhibition demands? Nearly four years experience has shown few problems in this regard.

My involvement in computer design work for etching began in 1994 with a BR 21t hopper wagon kit, but my first complete locomotive kit in 2FS did not appear until four years later, this being the NER

E1/LNER J72 0-6-0T. At the opposite end of the spectrum is the BR 9F 2-10-0 kit which arrived in 2007. Prototype wheel diameter for a 9F is 5' (10mm) but the wheels on the kit are 9.5mm diameter and were specifically produced by The 2FS Association for the kit. The association's standard flange depth of 0.5mm would have meant I could not have kept to the correct wheel centres. I considered turning the flanges down to 0.3mm, which might have worked, but I was persuaded to keep to the association standard instead. This worked out well, as due to the slightly overscale flange, you get the impression of the correct 10mm dimension. The middle flangeless drivers help of course, but there is less than 0.3mm between flanges on the rest. More information and photographs of my locomotive kits can be seen in MRJ No. 226, including the LNER D49 4-4-0 kit.



8

Part of the colliery complex, installed to disguise the exit of the colliery lines from the main layout prior to the area approaching the viaduct.

the bridge, which carries Black Boy Road over the railway. In reality this bridge is a quarter mile further south, and has been modelled in its present location simply to help disguise the entrance to the fiddle yard. Because of this, like the Penshaw area, we have omitted Newbottle Lane crossing and its signalbox, that were in reality between 'FH' and Black Boy Bridge.

GROUP EFFORT

The people who work on 'FH' have put in many hours work to enable my dream to come true. Some model in different scales to 2FS, so I'm even more fortunate that they are prepared to spend some of their modelling time with me. Not previously mentioned above are John Robson (who is building Keswick station in OO), Stephen Harold (equally interested in 7mm scale) and Stuart Barnes, who all help out as required. The most recent additions to our ranks are Gillian, Heather and Daniel, all of whom do a great job at exhibitions. I started this story by asking why one person would attempt this on his own. Well, in the end he didn't, it was a group effort. My sincere thanks to everyone. Thanks also to Nigel Burkin for the layout photographs.

BRM





9

The level crossing area. A cantilevered design for the signal cabin allows it to sit between the BR lines on the right, and the colliery lines to the left.



2013 2010 2005 11 2002 2009 **TIMELINE**

→ **July 2004**

Work starts on building baseboards and Victoria Viaduct.

→ **2007**

First appearance (half length layout as work in progress only) at the 2mm North East Area Group 25th anniversary exhibition.

→ **2008**

A few old friends join the layout construction team.

→ **2008-10**

Trackwork completed and converted to DCC operation.

→ **May 2010**

First test run of whole layout, which was nearly 'rained off' (see below!)

→ **June 2010**

First showing of full size layout as a 'work in progress' at the 2mm Scale Association 50th anniversary weekend in Oxford. Scenic work begins in earnest and buildings from the original 'N' layout added.

→ **August 2011**

First general public exhibition appearance at Raillex NE at North Shields.

→ **October 2012**

Voted 'Best in show' at Manchester show.

→ **November 2012**

Voted 'Most Entertaining' at the Tyneside Show.

→ **2013**

Backscenes completed. First signals installed in time for the Warley show in November.

→ **February 2014**

Wins 'Best in Show' at Model Rail Scotland. Work continues with signalling and building of more loco kits



SEE IT LIVE!

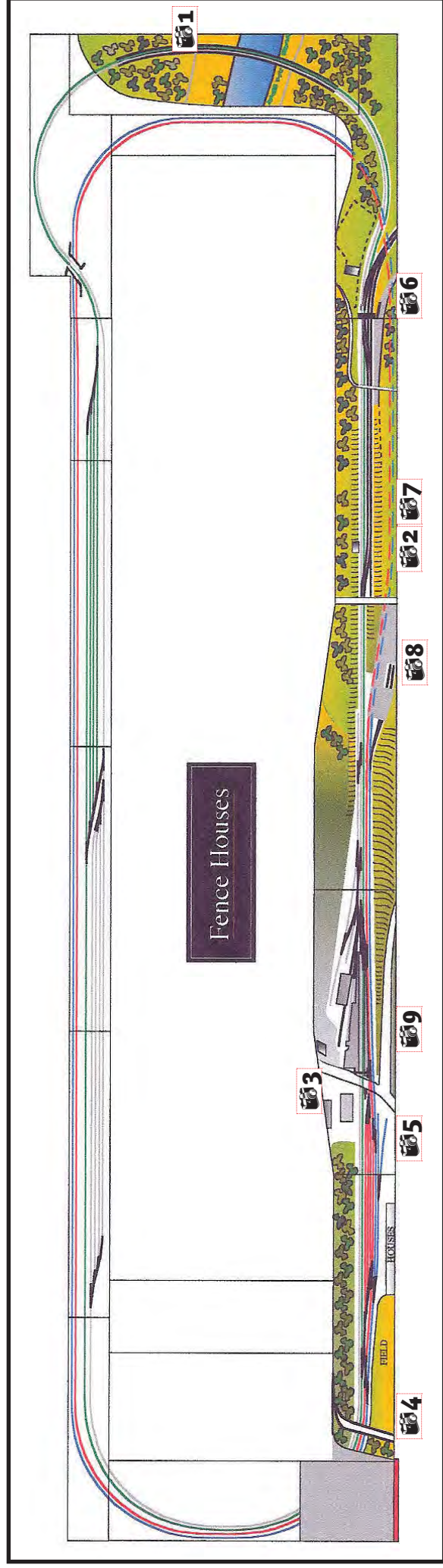


See 'Fence Houses' at Wigan exhibition on the 7th/8th June, or at Halifax on 27th/28th September

The next time we are 'down south' is in November 2014 at The Tolworth Train Show.

2mm
GAUGE

EXCLUSIVE LAYOUT OF THE MONTH

FENCE HOUSES



Amateur

ON OFFER • SUBSCRIPTION OFFER • SUBSCRIPTION

FREE AIRBRUSH KIT & RIGHT TRACK WEATHERING DVD*



**GIFT
WORTH
OVER £35**

HERE'S WHAT YOU GET:

- Airbrush, with hose attached
- 300ml can of propellant
- Paint bottles 0.5oz and 1oz
- Quick connect caps • Overcaps
- Compressor adaptor • Dip tube
- Cleaning wire instructions • Right Track 11 DVD



**whilst stocks last*

When you subscribe for
just £10.99
by quarterly direct debit!



Call our hotline and quote BRM/JUN14

01778 392002

(please have your bank details to hand)



Order securely online at

www.model-railways-live.co.uk

Closing date: June 30, 2014



SPRAT & WINKLE COUPLINGS

The Sprat & Winkle coupling looks a lot like an upside down RTR tension lock and it works in a very similar way. Here we see a S&W fitted wagon posed over an uncoupling magnet. The steel chain has been pulled down taking the coupling hook with it. This will uncouple it from an adjacent vehicle. When the vehicle is away from the magnet, a counterweight underneath returns the hook to the top position.

Phil Parker shows how straightforward it can be to add these discreet couplings to your rolling stock



Over the 20 years I've been exhibiting model railways around the country, the number one question I'm asked is, 'What are those couplings? For all this time, the answer has been the same - Sprat & Winkle.

Back in the 1980s, I'd operated a few friends' layouts and since they used these couplings, I assumed that the next sensible step along the road to being a 'proper' railway modeller would be to change the stock I owned over to them. After all, they worked well and were certainly a lot less obtrusive than the tension locks fitted to RTR models.

It's a decision I've never regretted. In use, the coupling system has proved to be at least 95% reliable, and this is on shunting layouts where they see a lot of action. Rolling stock travels to the show in boxes where the wagons can move around a little and bash the hooks but despite this, once set up, I'm confident enough to go for a cup of tea and look at the second hand stall instead of laboriously checking the alignment of my couplings as some others have to do.

Sprat & Winkles are a tension lock coupling, just like that fitted to RTR stock. Push vehicles together and they couple. Buffer up over an uncoupler and they will separate. The difference between these and anything supplied by Hornby or Bachmann is that the uncoupler is an invisible magnet instead of a very visible sprung ramp.

Originally available from Model Signal Engineering, the range is now sold by Wizard Models with versions to suit 3, 4 and 7mm scales. There are two versions - Mk.1 and Mk.3 - the difference being that the Mk.3 incorporates a delay feature which allows wagons to be uncoupled and then pushed along to the siding where you wish to leave it without the wagon re-coupling.

The original Mk.1 version uncouples on the magnet and you have to leave the vehicle there but I prefer this system as the hook is less obtrusive to my eye. **BRM**


Sprat & Winkles are a tension lock coupling, just like that fitted to RTR stock. Push vehicles together and they couple. Buffer up over an uncoupler and they will separate.

WHY 'SPRAT & WINKLE'?

The name originates from the first railway layout they appeared on - Derek Mundy's model of the LSWR's Meon Valley line. Hampshire locals joked that sprats and winkles were the only traffic the line would generate and the nickname stuck.

STEP-BY-STEP GUIDE

1



The couplings are supplied flat on an etched brass fret. You can clearly see the hook and counterweight paddle, the latter being hidden under the vehicle. Each has to be removed with a craft knife and a 90° bend made in the hook using a pair of pliers. The chain in the photograph is from the EM Gauge Society but you can buy something similar from Wizard Models.

2


The only jig required is one to set the height of the coupling bar. This can be something as simple as a block of wood set between the rails of a piece of track. I made this battered example a couple of decades ago. Simply a length of Peco nailed to a bit of plank; at one end there is the height jig and I've inset an uncoupling magnet further along for testing.

IF THE MAGNETS ARE INVISIBLE, HOW WILL I KNOW WHERE THEY ARE?




On plain track I paint the side of the rail pale grey on the operators side. If that's not possible, some handy details are placed at either end. In the photo, the magnet is between the man waving his hand and the box on its side.

3




Fitting the couplings starts with setting the bar height. Thin wire is recommended for 4mm scale but I tend to use the finest dressmaking pins I can find with the heads snipped off. The simplest method of attachment is to sit the wire on the jig, place a dot of superglue on the buffer heads and roll the wagon up to the wire. An alternative that is a little more discrete and probably stronger for long trains is a goalpost shaped wire sticking out of the bufferbeam.

4




Next, the chain is attached to the hook, a wire loop (I use an old staple suitably re-bent) pokes through the pivot holes in the paddle and then through holes drilled in the wagon floor. Note that the hole for the coupling hook has been turned in to a slot so the hook can poke through the bufferbeam. Blackening the couplings is a good idea before you do this as paint chips off in use.

5



If you prefer, Wizard sells the parts to mount the coupling at the bottom of the bufferbeam rather than tucked behind it. In this picture you can see a different style of hook, this is the Mk.3 variant.

6



On the right, you see the S&W fitted to a Parkside kit wagon where it's tucked behind the bufferbeam. On an RTR wagon such as the one on the left, this can be trickier as the 'floor' is part of the chassis and therefore at the bottom of the buffers. The simplest solution to this is cut a big hole in the chassis to accommodate the paddle and use the wagon body floor to attach everything.

USEFUL CONTACT

Sprat & Winkle couplings are available from:
Wizard Models, PO Box 70, Barton upon Humber, DN18 5XY
www.wizardmodels.co.uk

7



The uncoupling magnets are long enough to sit under a pair of vehicles but, in OO at least, narrow enough to be fitted between the rails. The photo shows them being buried before the track is laid but normally, I just cut through the sleepers where I want a magnet, carefully dig a hole and install it then put the sleepers back and re-ballast.



PAIN T YOUR MODEL

Nigel Burkin
shares his top
tips for achieving
better results when
repainting models.

Tackling a paint job can seem a little daunting if you're a newcomer to the hobby. Some believe model painting is an art form, something which you can either do or not. Alternatively, many see it as a scientific part of modelling, with

paint mixing, chemicals and colours to contend with. In my view, it is a bit of both but no-one should let that put them off from having a go.

A good painting process, followed consistently, can result in great results almost all of the time. Despite having previous experience, all modellers

occasionally have painting troubles. These can be down to atmospheric conditions, a poor batch of paint, insufficient mixing of paint or simply having 'one of those days'. So do not be put off by a bad result – keep at it and improve your technique.

BRM



A good painting process, followed consistently, can result in great results almost all of the time.

A successful repaint of a Heljan Class 47 to represent 47 310 in Railfreight Distribution livery used the process of lightest colour first, darkest last of all.

EXPERT TIP

Cleanliness

Before looking at paint shop techniques, it must be emphasised that cleanliness is critical. Dust and hairs are a common problem and really annoying when an otherwise good finish is spoiled by a cat hair embedded in the paint. The more complex the livery, the greater number of colours the greater chance is for dust, fluff and hairs to settle on the surface of the model during each stage of painting. To avoid this, I thoroughly clean models before starting painting, use the first coat of paint to find faults and hitherto undetected dust in the model which can be rubbed down before committing to final colours.

Contaminants are avoided by cleaning the painting area before every job. This includes replacing coverings, newspaper and checking the surrounding area for dust. My workbench is also thoroughly cleaned when completing detail painting and paintbrushes are checked for old paint. The same goes for airbrushes; clean them thoroughly after use so they operate correctly every time and there are no traces of paint left in cups and at the nozzle.



Cleanliness and safety are vital to successful painting. If you're serious and expecting to do a lot of painting, a well equipped spraying area with extractor booth, filters and a large area for preparing paints for spraying makes life a lot easier. Ideally, the painting area should be located away from living areas if possible.

10 TIPS FOR BETTER PAINTING

Paint must be stirred thoroughly before each use. Do not skimp on the mixing process and use a flat bladed stirrer such as a lolly stick.



1 STIR PAINT THOROUGHLY

One of the main causes of poor painting performance is failing to mix paints correctly. Do not be tempted to give the tin or jar a quick shake – paint needs much more than that! Paint consists of pigment particles held in a carrier, usually a solvent which requires at least two minutes of thorough mixing with a flat stirring stick to make it as homogeneous as possible. Stir until all of the pigment has been distributed in the paint, including every scrap from the bottom of the container. Do not manually stir paint with a screwdriver or plastic sprue because the mixing action will not be as effective as with a flat stirrer. Owners of mini-drills can use a stirring paddle fitted to the drill for a slow but effective paint mixing action if desired.



Mechanical stirring is an effective way to mix paint, particularly awkward colours such as yellow, red and maroon. A wire paddle fitted to a mini-drill will slowly but effectively stir the paint.

2 USE GLOSS PAINTS

I prefer to use gloss paints for primary paint application whenever I can. The resulting finish is smooth and makes the ideal surface for applying waterslide transfers. Most transfers have a carrier film which has to be concealed so the transfer itself appears to be 'painted' on the model – a seamless application. The light normally reflected by the smooth finish of gloss paint is more refracted by matting particles in satin, dull and matt finish paints. The result is a slightly textured finish, not obvious to the naked eye, but transfer carrier films rarely stick to it efficiently causing 'silvering' where the carrier film forms a halo around the transfer itself. There are tricks to eliminate this effect, but it is better to use gloss paint at the outset or apply a coat of gloss varnish to the model after primary paint application but before applying transfers.

TURN OVER FOR MORE TIPS





PRACTICE MAKES PERFECT!



Clean masking is one of the vital components of good livery painting. The edge of masking is not always perfect nor clean. Trim it using a scalpel for the sharpest paint line possible.

3 TRIM MASKING TAPE

Clean masking media such as tape and film are very important. Store them in a clean, airtight bag between painting sessions. Masking of a model, particularly for complex requires care and time to achieve a good result. A clean line between colours is vital and clean edges to your masking medium will go a long way to help. Never assume the tape you are using has a perfectly clean edge. Measure out the required length and place it on a totally clean cutting mat dedicated to the task. Use a new scalpel blade and a clean steel rule to cut a couple of millimetres from the edge of the tape. The result should be the cleanest possible edge and desensitised masking when it is removed from the mat ready to apply to the model.


4 PLAN YOUR PROCESS

Look at the livery you plan to apply before starting work and use reference photographs. Be sure you have all of the required colours and buy new paints if the project is important or valuable. Don't rush, but look at ways of doubling up – painting two or more models at the same stage where colours coincide. For example, I will coat one model in rail grey as a base coat at the same time as applying the same colour to a BR blue/grey coach.

Apply the lightest colours first, working up to the darkest colour at the end of primary paint application, a process that will take a number of days to complete. A Railfreight grey diesel would start with Rail Grey, partly as a base coat. Warning panel yellow is next, then Flint Grey and finally Executive Grey on the roof. Detail painting follows. Planning the masking is also part of the work. Do not leave masking in place any longer than absolutely necessary. Masking is applied, painting completed and masking removed as quickly as possible.


I doubt that I could 'teach' anyone to paint except by demonstrating techniques I use on a regular basis. The best way to learn is to have a go and make some mistakes along the way. Buy some old locomotive or coach bodies from second-hand stalls at shows and practice painting techniques. In fact, this is a good idea for all painting work. I have a selection of old bodysells which are used for test spraying before applying paint to the project model. Such tests soon reveal if I have mixed the paint correctly, if the airbrush is performing fine, that the paint mix is thinned to the required level and there are no hardened particles in it. Ambient temperature can have an effect on finishes and this can be accounted for by test spraying. I want to avoid flooding through over-thinned paint, an orange peel finish with paint that is too thick and to see how it is likely to cover the model. By the way, orange peel finish is a particular problem with gloss paints, so check the paint mix carefully before spraying.

Another simple tip to check paint performance is to spray a patch on a test bodysell, close the needle so no paint is applied and use the stream of air to dry the paint or varnish off to see the resulting finish. It is a particularly useful method for checking varnish finishes before committing to spraying the project model.



A neater finish can be obtained by spraying small details such as grilles instead of using a paintbrush.

Whatever you do, remember that the resulting model will be unique to you and will be all the more satisfying to own than that brought straight from the box. Why not have a go today!



Faults are usually corrected with fine wet and dry paper (A) such as the poor finishing in places where the bodysell has been modified and treated with filler (B). Care is taken not to smooth primer from etched metal details whenever possible (C).




Large waterslide transfers have a better chance of adhering to gloss paint finishes without silvering of the carrier film. If you cannot obtain gloss paints, apply a coat of gloss varnish to the model before applying transfers.



1 An old locomotive body is perfect for test spraying colours and varnishes. After a while, it can be stripped using specialist strippers for plastic models and reused after several coats of paint.

2 Grey paint and plastic primer is ideal for identifying faults in a model bodysell which may be rectified at this stage of the project. The grey colour is an ideal undercoat for light colours such as yellow too.



4 Gloss paints should be used at the primary painting stage whenever possible. They produce a better finish for lining and transfers. Avoid spraying gloss paint that is too thick or an orange peel finish will result.

7 Certain colours are difficult to apply and may take more than one coat to obtain full coverage, especially into recessed detail. Avoid the temptation to keep spraying in an attempt to paint the model in one go. Two thin coats are better than one that floods all the detail.



Dust and particles in paint are particularly annoying. Prevent paint build up on the rims (A) and tops of tins. Cleaning dust from the lip of a tin (B) before using the paint also helps. Keeping the rim (C) and lid (D) clean will ensure a good seal when the lid is replaced. Avoid spillage, such as that seen at (E), as much as possible.

5 LOOK AFTER YOUR PAINT

Another good reason not to shake tins and jars is to avoid too much paint collecting on the lid. Paint runs onto the lip of paint tin lids and into the screw threads of jars, eventually hardening to a crumbly texture. The tin or jar seal will be damaged over time, allowing air to come into contact with your valuable paint! Hardened paint may contaminate the remaining paint too, blocking airbrushes and marring the finish.

Good storage will protect tins and jars from damage, frost and also the collection of dust around the lip of paint tins. The dust and debris that accumulates over time can be easily removed with the corner of a rag soaked in thinners. I avoid pouring paint direct from a tin into the airbrush cup whenever possible, preferring to use a disposable pipette. Particular attention is placed on keeping my larger tins of paint in good condition – 50ml tins have to be stored longer than 14ml tinlets until all the paint is used. They are always kept upright in a drawer at a constant temperature.

6 APPLY A GOOD BASE COAT

There are several colours traditionally notorious for good coverage and red, yellow, maroon and orange shades are prime examples. The key is to apply over a base colour of light grey, or in the case of maroon, a BR bauxite base if possible. Alternatively, apply red over grey and follow up with maroon.

A light grey base coat (Rail Grey or universal grey primer is ideal) will reveal faults in the preparation of the model. Poorly filled areas, dints, marks, dust and hairs become apparent. Take this opportunity to fix any faults and re-coat with the preferred base coat colour. Fixing faults afterwards is not so easy!

Plastic primers are useful for base-coating plastic models. General purpose grey primer is a popular material for small plastic details, such as the black add-on parts supplied with RTR models. These need a touch of a light colour such as air brake pipes on diesels where the cocks may be painted white, red or yellow. Primers for plastics come in a variety of colours and choosing the right one for base coating a model prior to painting can save a great deal of over-coating.

TURN OVER FOR MORE TIPS

PRACTICAL BRM



ADVANCED TECHNIQUE

7 PRE-SHADING

An advanced technique favoured by military modellers. By applying a dark colour to relief on the model, the effect of shading and shadows is achieved. After priming, the model is sprayed with matt black or dark grey with attention paid to seam lines, grooves, ribs, grilles and other similar features. Plain areas are left untreated. Once dry, the livery colours are applied, avoiding the infilling of the pre-shaded relief. The effect is one of contrast once painting is finished. The technique is better applied to wagons and structures rather than locomotives unless the livery is relatively simple. Subtlety is the key to using this technique and practice is recommended!



Save valuable masking tape by using clean printer paper to cover large areas of the model.

8 MASK WITH PRINTER PAPER

Masking tape and film is expensive and should be used sparingly to save money and reduce the amount of tape adhesive sticking to your paint. When a small area of a model is to be painted, such as the front of a diesel, tape is used to achieve the required edge between warning panel yellow applied to the cab and the bodyside colour. The remainder of the model can be covered quite safely with clean 70gsm printer paper which must be well taped down at the edges. If the tape used to secure the paper is unlikely to come into contact with the painted body, you could get away with using ordinary masking tape for the job as long as there is no chance to paint creeping underneath it.

SAVE
£££££

EXPERT TIP

A useful tip when spraying with an airbrush is to blast away dust and hairs before allowing the paint to flow. It's handy if you see a speck of dust or fluff just as you are about to apply paint!


PRACTICE MAKES PERFECT continued...




A Class 67 body is masked for the application of black to the bodyside grilles. Masking for this stage of painting consisted of a mix of paper and Tamiya low-tack masking tape. Use reference photographs whenever they are available.



Grilles should be sprayed from both sides to ensure complete coverage. Sometimes, it is necessary to mask parts of the inside of the bodyside to prevent overspray reaching paint on the exterior of the body.




Masking tape is removed as soon as possible using tweezers to grip a leading edge and pulling back at a sharp angle.



The Class 67 body in this picture has the following features:

- A:** Orange cantrail stripe applied with a bow pen.
- B:** The radiator area is the same colour as the grey undercoat, masked off throughout the painting of the model.
- C:** Detail painting includes the running light housings.
- D:** Window frames are coloured with a fine line marker pen.
- E:** Side grilles are sprayed rather than brush painted.
- F:** Waterslide transfers are applied to gloss paint.



To paint a model of 90 048, paint colours would be applied in the following order:

- 1.** Rail grey sprayed over the whole model as a base coat for the rest of the livery and for the lower body side colour.
- 2.** Warning panel yellow sprayed over rail grey after careful masking.
- 3.** Flint grey applied with an airbrush.
- 4.** Dark grey roof applied with an airbrush, completing the primary painting stage.
- 5.** Black to windows, doors and other details applied with a No.2 paintbrush. Transfers follow this stage, sealed in with varnish.
- 6.** Detail painting including bufferbeam detail. Light colours are applied over grey general purpose primer.
- 7.** Orange to ETH equipment – applied over grey general purpose primer using a No. 1 brush.
- 8.** Underframes sprayed black and weathered by spraying, dusting and some washes of diluted paint. The body would be weathered at this point of the project too.

Left A popular livery is the old Railfreight sector scheme which consists of three shades of grey as applied to the full size 90 048. Carefully plan the painting process of a model so to achieve a result that looks as good as the full size locomotive.



12 Each element of a livery is applied in a certain order starting with undercoat, the lightest colour first and working progressively to the darkest. Detail painting is completed after the primary paint application work is completed including any lining.

MODEL RAILWAYS LIVE

LIKE THIS?

See Nigel Burkin's '2-BIL' respray project in the October 2013 issue of **BRM**. Download the digital edition now at:

www.pocketmags.com/BRM



9 FINISH WITH A VARNISH

Finishing varnishes can make or break a model. This is the point at which the final protective coat is applied to the model to seal transfers and painted details. Get it wrong and a lot of valuable time is lost. Matt varnishes kill the shine completely and are ideal for rolling stock that is to be weathered and distressed. Apply in a single thin coat, do not over-thin and avoid flooding the model. Use as little as you can because over-application will cause the matting agent to collect in detail and shows itself as a white stain on the paint surface. This can be an ideal technique for sun bleaching effects, but might be considered unsightly for most projects.

Satin is preferred for locomotives and coaching stock in good condition. The same application rules apply to avoid runs and varnish collecting in detail. Be sure to thoroughly mix varnish before using so the matting agent is completely distributed throughout. Failure to do so will result in a gloss finish to the model or an uneven appearance to the finish. Avoid using fast drying thinners with enamel varnishes – it needs time to hit the model before drying.

10 PAINT BY PEN

Small details can be painted with paint pens or coloured with permanent markers. Window frames can be painted silver very neatly indeed in this manner, with the help of a steel ruler. Black lines are easy to do with a marker pen. Nameplates are easily re-coloured with marker pens too, provided the ink is permanent. Detail colouring should be completed before applying varnish and transfers whenever possible.



LAYOUT FOCUS

NEW BRYFORD

TAKE 2



00
GAUGE

FACT FILE

- LAYOUT NAME New Bryford
- SCALE/GAUGE 1:76 scale, 16.5mm gauge OO
- SIZE 16' X 8'
- ERA 2010s
- CONTROL DCC (Lenz 100)
- LAYOUT TYPE Portable exhibition layout
- PHOTOGRAPHY Andy York

CrossCountry 170 102 stands next to Network Rail's 950 001 as 60 074 *Teenage Spirit* rolls by on an empty ballast train bound for Crewe Basford Hall.



It might be 25 years old, but **Mick Bryan** and **Spike Taylor's** layout is famous for its contemporary urban buildings and superb fleet of 21st century locomotives and rolling stock. ➡



2

EWS 66 044 has backed into at the freight terminal with a train load of steel from Immingham Docks for onward road transport.

As with all my other layouts it is set in the north-west of England, if only for the fact that this was on my doorstep and I could simply go out and photograph the prototype - no need to look in books!



The busy station forecourt. Local police are taking an interest in some poor parking. The Premier Inn hotel is modelled upon one in Manchester city centre.



The 'Orange Army' at work, busy packing up after an overnight maintenance possession. Extra interest has been created by cutting out the van doors and re-fitting in an opened position.

Not many exhibition layouts can claim to have been going for 25 years, been sold and bought back by their builder, and still manage to keep up with the constant changes of the modern railway. But that's just part of the 'New Bryford' story.

I have been playing with model trains since about the age of six. I had a Tri-ang TT layout that had been built for my eldest brother by my father. Although I detoured into Airfix kits for a few years, I eventually began to buy body kits from the likes of GEM and BEC to mount on Tri-ang chassis. I had even started to build a TT layout based upon the 'branch line terminus' formula when I was distracted into OO gauge in 1980.

A friend asked me to help him build a layout based on Horrocksford Junction near Clitheroe, where he was a signalman at the time. 'Stefford Junction' was a continuous run with six roads each way and three bi-directional lines so we could run trains to and from a cement works.

But I couldn't just build the layout, I also had to have some stock to run on it. I started with a Hornby Class 25 and a few Railfreight wagons; my OO gauge collection has come a long way since then!

A couple of years later and I wanted to build my own exhibition layout and 'Bryford Road' was born. It was a small urban station with freight sidings and four road storage yards at either end. Capable of being moved around in a Ford Cortina Mk.V, it was displayed

at a number of exhibitions across north-west England.

By now, my modelling skills had moved on from just repainting and renumbering to adding more detail, such as brake pipes and replacing moulded plastic handrails with wire. It was about this time that the likes of Craftsman Models and South Eastern Flushglaze started coming to the aid of modellers and diesel modelling was beginning to emerge into the mainstream.

Next up was 'Moore', built in conjunction with Steve Moore; a fictitious terminus near Warrington with freight trains running to a transhipment wharf on the Manchester Ship Canal. As with the previous layout, there was a progression in stock, with Cambrian Kits' wagons and yet more detailing, hacking and repainting. One of the featured trains was a steam special that we 'advertised' when it would run at an exhibition. It was quite surprising that a crowd would build up to observe the shunting moves with a steam locomotive and Class 25 ETHEL heating unit!

About 1990, I started to think about making 'Bryford Road' into a continuous run by adding dumb-bell loops at each end and storage loops behind the scenic sections. I soon realised that the turning circles would be quite large and it made more sense to build a new layout; 'New Bryford' was born.

It was designed from the outset for exhibition purposes and the main criterion was where it could be stored, not where it could be built and operated. My loft was available for storage and the largest end



Colas Railfreight is taking delivery of a small fleet of Class 70s from General Electric. Not yet available in RTR form, this one was resprayed by Mick Bryan and worked its first trains around the same time as the full-size prototype!



boards were sized to fit through the loft hatch door. As I wanted the layout to be manageable, I settled on three scenic boards, each 4' in length, as these could be assembled as required to work on them. To maximise the visible running length of the scenic section, I modelled a 'half station', with just the platform ends visible.

As with all my other OO gauge projects, it was set in the north-west of England, if only for the fact that this was on my doorstep and I could simply go out and photograph the prototype – no need to look in books!

A lot of thought was put into the trackplan, as I wanted to make it interesting to operate as well as easy with the continuous run. Many hours were spent with sketches on the back of wallpaper off-cuts and playing trains with a few items of stock.

Over the next few years, 'NB' as it came to be known, was mostly exhibited across the north of England, with the odd foray to points south, west and east.

'NB' never stayed still, apart from keeping up to date with changes in the rolling stock, the largest addition was the doubling of the storage capacity as more and more stock was acquired. This also improved the operational aspect of the layout. A couple of points were added later to make the original bay platform into a through road.

There were also scenic changes as a couple of buildings were demolished to make room for redevelopment – much like real life.

The rolling stock quickly progressed in quality and detail. I would build and my fellow modeller Steve Moore would do the painting and over time, 'NB' built a reputation for having what we considered to be the best collection of preserved main line approved steam locomotives in model form. Most were assembled from DJH kits with the relevant modifications for the time, such as the extended water tank on the rear of the tender on No. 71000 Duke of Gloucester.

By the late 1990s, family life started to take over

KEY DETAILS URBAN BUILDINGS



Larger structures are 3mm MDF clad with styrene sheet from Evergreen, Wills and Slater's ranges. The concrete road bridge and multi-storey car park are primarily constructed from 5mm foamboard. Inspiration for the buildings and structures comes from simply observing the modern world around us – no need to trawl through books for reference photographs. Even the signage on the buildings is easy to represent thanks to the internet, image manipulation software and a home printer.





LEFT: Local youths enjoying a beverage on the disused railway bridge. These are Monty's Models items. The sportswear logo was handpainted. ABOVE: A close-up of the loading bay. More work in progress needing detailing to complete.



DB Schenker red 66 101 is en route to Clitheroe Cement works, whilst Northern's 150 276 heads under the flyover bound for Manchester.



Although 'New Bryford' is fictionally located north of Manchester, it occasionally sees a CrossCountry interloper - if only for the fact that we like the livery. Network Rail's 950 001 in the adjacent platform was purpose built as a test train, based on a Class 150 unit. The working colour lights are a mixture of Knightwing heads with 3mm light emitting diodes, Eckon call-on signals, scratchbuilt posts and platforms.

and it was becoming difficult to find time to model and exhibit and the decision was taken to sell 'NB'. As it departed for pastures new across the Pennines, I thought that would be the last I would see of it.

STARTING AGAIN

As my daughter began to grow up, I eventually found time to start modelling again and embarked upon 'Tontine Street Goods', a small shunting layout that was built for the Diesel & Electric Modellers United (DEMU) challenge in 2002.

'TSG' was built as a club project for Blackburn & East Lancs Model Railway Society that I had recently joined. By now I had progressed to building etched locomotive kits and acquired a collection of the excellent Judith Edge products to accompany a growing collection of Parkside and other wagon kits. Although the time period for this layout was a step back into the 1960s, I still had a hankering to continue to model the contemporary scene.

In the early-2000s, there was a noticeable step change in the quality (and quantity) of ready-to-run diesel prototypes, such as the Bachmann Class 66 and Class 220/221 'Voyager' models. It was also about this time, that I made the acquaintance of Peter 'Spike' Taylor who had recently re-joined the Blackburn club.

Between us and a couple of other club members, we designed and built 'Blackmill' as a layout for the exhibition circuit. Thanks to Nick Gurney and his 'Dyserth Road' layout, a major change in the direction of my modelling was to incorporate Digital Command Control (DCC). As 'Blackmill' was a new layout with new stock, it was relatively easy to incorporate DCC from the start. Decoders could easily be added one at a time, as stock was acquired. Within 12 months, we had also moved onto DCC sound after listening to one of Nick's Class 37s.

'Blackmill' was exhibited from Cornwall to Scotland,



but about four years ago thoughts were turning towards another exhibition layout to be built either as a club or private project to fill the potential gap when 'Blackmill' was retired.

BACK HOME

I was starting to plan a layout for myself – using 'New Bryford' as the initial design idea – when an opportunity to buy it back suddenly presented itself. Within two weeks, 'NB' was back on the western side of the Pennines, but now in joint ownership with Spike. So, rather than spending a couple of years building an

all-new layout, we now had a headstart.

Over the next few months, we decided to convert it to DCC, refurbished and rebuilt the scenic sections and added a deeper and higher backscene, incorporating a large warehouse and shopping centre. Also to be added into the new section was an apartment block and multi-storey car park adjoining the shopping centre.

The central roadbridge across the layout was retained as a feature, but extended to fit the deeper scenic section. The once disused line, that had spent some time as a Manchester Metrolink tram route, was returned to a disused state.

We always seem to think that we have many months to carry out our various works but with only about eight weeks before our first outing in rebuilt form, we realised that we had better 'pull our finger out' and start work. Almost every spare hour was spent at the clubrooms or in home workshops to complete the project.

Most of the scenic and building structure work was carried out by Spike, with my primary tasks being to check all the track and wiring and convert the layout to DCC operation.



Direct Rail Services' heritage traction fleet is regularly used in pairs on nuclear flask duty. 37 423 *Spirit of the Lakes* is partnered by 37 601 *Class 37 - Fifty* on a working to Crewe Coal Yard for onward transfer to a nuclear power station in the south. Meanwhile, the CrossCountry HST, although slightly off the beaten track, appears because one of the regular operating team drives them for a living!

➔

KEY DETAILS

CONVERTING AN EXISTING LAYOUT TO DCC

The layout electrics were reasonably easy to convert to DCC, as I had designed and fitted the original sectioned system and knew my way around what had to be done. We retained the conventional push button and diode route setting for the Peco motor-operated points, as well as manually switched signals. The layout had originally been sectioned for use with two analogue controllers and within the control panel, I simply linked all the sections with a common wire and then applied the two wires of the DCC onto the now common terminal rail. All the section switches were removed from the control panel fascia.

OWNER FACTFILE



Mick Bryan, 52. Modelling since I was six. I trained as an electrical engineer, moving onto designing and commissioning

control systems for chemical production plant. Made redundant in 2002, I re-trained as a driving instructor, which is quite handy as my self-employed status means I can schedule work around exhibitions – although I do have to catch up the week after! My main interest is 'cut and shut' modelling, particularly Network Rail yellow test trains



Peter 'Spike' Taylor, 38. Started railway modelling in my teenage years and remember seeing New Bryford at the local exhibition in 1999!

Trained as a bicycle mechanic and worked for the British Olympic teams. I now run my own bicycle manufacturing business. Observational modelling is a particular area of interest, especially buildings.

We are both members of Blackburn & East Lancashire Model Railway Society and thanks must go to them for allowing us space to work on New Bryford within the clubrooms. We are also fortunate in that we can call upon the expertise of other club members, some of whom are involved in the stunning Liverpool Lime Street project. The club meets every week at its large clubrooms near Accrington and is always looking out for new members. The club currently has eight layouts in various scales and gauges and will hold its 50th exhibition in 2015, more details can be found at: www.belms.org



New Bryford Ring Road: I even checked that A6111 isn't in use as a real road number! The gantry is constructed from Evergreen plastic section and modelled on those on the Mancunian Way in Manchester. I used Google Street view to obtain pictures of it, including the underside!



The large warehouse has a two-part history. The lower railway-side section and loading bay is the only building to survive the rebuild. It was built from Pikestuff sheeting and 'Anglicised' by raising it up with a lower section of Wills brick moulding. The high section is 3mm MDF with Evergreen cladding. The truck (a local haulage company) screens most of the joint between the original layout and the new deeper backscene.



BR blue 31 106 pushes a Longsight-Longsight circular Network Rail track recording train. The old style speed limit sign is soon due for replacement with a modern round type.

Regular maintenance and repair is always ongoing, but apart from the odd point motor failure, 'NB' has stood the test of time well.

BUILT TO LAST

Even though the original baseboard construction used a variety of techniques, I was confident that there wouldn't be any major woodwork issues over the years. The front scenic and original storage yards are softwood frames with Sundeala tops, well braced to minimise any movement. The corner boards are softwood frames with good old-fashioned chipboard tops. Quite heavy, but strong!

The storage yard extension was my first foray into plywood construction and consequently very light when compared to the other boards. The new extra backscene extension is also a plywood construction, although the weight saving is offset by the use of MDF for the new buildings and structures.

The original sections are nearly 25 years old and some of the curved rail joints across baseboards have been showing their age over the last couple of exhibitions and have been replaced. The original joints were the rails themselves, soldered to copper coated nails, but over the years these have been bent or broken. More substantial fixings using larger pieces of copper clad printed circuit board, screwed and glued to the baseboards, with the rails soldered to them, have taken their place – hopefully these will last another 25 years!

Much of the rolling stock was previously used on 'Blackmill', but the continuous run of 'NB' means that we can set up a few different formations that would be difficult to operate on 'Blackmill's' terminal fiddle yards, such as a nuclear flask train with four DRS locomotives (on transfer from Carlisle Kingmoor to Crewe) and Network Rail test trains that have a dead, but free-running, locomotive on the rear.

'New Bryford' has a number of short storage loops, but there are five loops that can accommodate larger trains, such as a 15 wagon rake of HTA bogie coal hoppers.

There is still some more scenic work to be done, especially the interior of the station concourse building. And as ever, rolling stock additions and alterations march on; the latest being one of the new Colas Class 70s, the prototype of which was delivered from the USA earlier this year.

Regular maintenance and repair is always ongoing, but apart from the odd point motor failure the layout has stood the test of time well. 'NB' made it's second coming onto the exhibition circuit in late-2011 and is still a 'work in progress' – after all, how many layouts are ever truly finished? **BRM**

SEE 'NEW BRYFORD' AT DEMU SHOWCASE

'New Bryford' is due to appear at the Diesel & Electric Modellers United Showcase event at Burton-on-Trent Town Hall on **May 31st/June 1st 2014.** More information at www.demu.org.uk

SEE MORE ON

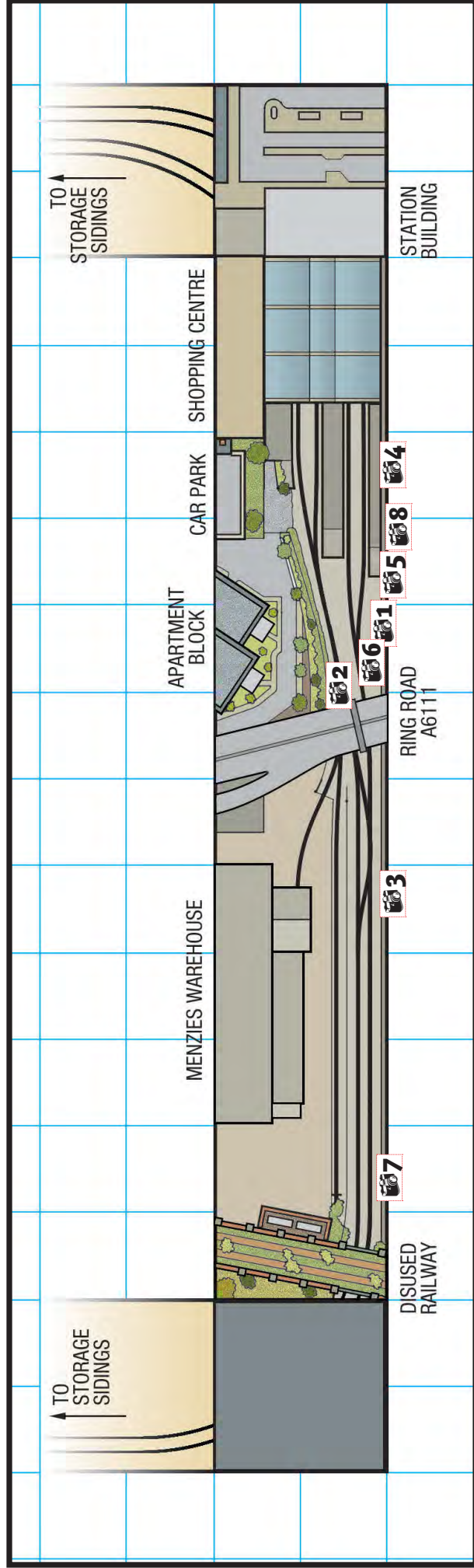
RMweb

Some of the rebuild work, including photographs of the work as it took place, is documented on RMweb forum: <http://www.rmweb.co.uk/community/index.php?/topic/40199-new-bryford/>

Appropriately for the north-west, Northern Rail livery features on most of the multiple unit fleet. The Class 144 has managed to escape its usual Yorkshire haunts for a rare run to Blackpool.



LAYOUT FOCUS NEW BRYFORD TAKE 2



SAVE THE DATE



BARROW HILL

LIVE!

27th-28th SEPTEMBER 2014

PRESERVED STEAM AND DIESEL LOCOMOTIVE DISPLAY

- Model layouts in a variety of scales, gauges, eras and locations
- Free expert modelling demonstrations
- Quality trade stands

FREE
STEAM TRAIN
AND BRAKE
VAN RIDES



FOR MORE INFORMATION VISIT

WWW.MODEL-RAILWAYS-LIVE.CO.UK

OR CALL **01778 391123** (MON - FRIDAY 9AM - 5PM)

CAMPBELL DRIVE, BARROW HILL, CHESTERFIELD, DERBYSHIRE, S43 2PR

BRM
BRITISH RAILWAY MODEL SOCIETY

MODEL RAILWAYS LIVE

RMweb



FEN DROVE



Closed in 1959, the Midland & Great Northern Joint line across the fens of Lincolnshire and Norfolk remains a popular subject for modellers. John Hobden explains what inspired him to model it in 7mm scale.

FACT FILE

- **LAYOUT NAME** Fen Drove
- **SCALE/GAUGE** 1:43.5 scale, 32mm gauge O
- **SIZE** Scenic boards 12' x 3' (at widest point)
- **ERA** 1950-59
- **CONTROL** 12V DC two-rail
- **LAYOUT TYPE** Portable exhibition layout
- **PHOTOGRAPHY** Paul Bason





Locomotives of Great Eastern Railway origin could be seen on M&GN metals between 1936 and closure in 1959. This ancient E4 2-4-0 is arriving from Spalding with a morning passenger service for Wisbech.

The Fens can be very bleak in winter and it even crossed my mind to create this scene entirely in black and white, but I soon realised that this would be much harder than using muted shades

Sometimes one reason to build a layout is not enough. Physical difficulties such as a lack of space get in the way or financial limitations prevent that fantastic idea to build a whole main line. 'Fen Drove' came about when four ideas combined to make a strong enough case to overcome the objections.

Having built my 'Norfolk Joint Railway' layout I was pleased with its situation in my loft. However, the loft had another wing with space in which to extend the railway and that niggled me. I sketched out how the railway might rise up to get over the purlins in the roof but that was as far as it went. I had my first reason to build the railway.

The second was a vague notion to build a railway set in winter, inspired by the work of George and Doris Stokes in the 1960s. Thirdly came a desire to build a line based on the Wissington Light Railway, which could be seen from my loft. Lastly, I thought it would be nice if the new railway could be taken out to go to exhibitions.

All these ideas kept rearing their rather beautiful heads until I hit upon a way to get over the problem of rising from the existing line to get over the roof timbers. Fifteen years previously I had laid

the beginnings of a light railway from one of the stations heading into the dark roof void and found just enough clearance to get through. It was only when I decided to ask if this could be crossed on the level that the whole idea became worthy of further investigation. Measurements were taken and plans drawn and the decision taken to start work.

I then did something which I have regretted ever since. Instead of taking up the existing track leading to what was effectively a long siding, I decided to construct this crossing on the level in situ, between roof timbers and in a curved section of track where all the work would have to be done by contorting myself around the timbers.

I also took the opportunity to use this crossing to provide access to new fiddle yard sidings behind the backscene. To my amazement trains could be backed over the straight section into these sidings even though the noisy clicks suggested they were about to derail.

So now we have a blank canvas onto which to paint the new Fenland railway. The Fens can be very bleak in winter and it even crossed my mind to create this scene entirely in black and white, but I soon realised this would be much harder than using muted shades of the real colours. Due to the

way the line enters this portion of the loft the main removable section was to be on a curve. I used Peco track as I rather liked the look of its curved point which enabled a smooth entry to the station and influenced the rest of the trackplan.

The pace of life in the Fens is slow most of the time but at certain times of the year the collective labours of the local farmers come together with the harvest of crops, all of which have to be transported to cities and factories. This led to busy scenes at some stations and still gives rise to endless processions of lorries carrying sugar beet, lettuces, carrots and celery destined for factories and supermarkets.

Fen Drove is set sometime between 1900 and 1959, when the M&GN closed. The railway infrastructure changed little during this period but my main theme is a slightly run-down 1950s scene.

HOW WAS IT DONE?

Most of the layout was constructed along conventional lines, so I will concentrate on some of the unusual techniques I used to solve problems and on the things which visitors and exhibition goers comment on.

Baseboards have conventional timber framing

with full depth members directly beneath the trackbed wherever possible. Previous experience has taught me that surface can sag in the middle and create problems at baseboard joints (see panel).

The front of the baseboard is constructed of 75mm x 19mm softwood which forms the base of the water section. Naturally the features which characterise a Fenland location had to be included on the model. The waterway along the front of the layout had been a part of the plan for the layout from the start. The embankment between the water and the track is formed of ply strips smoothed over with Artex.

Water rules the Fens. Their very existence and the unique landscapes they present have come about through man's attempts to manage the huge



At one time Fen Drove had two feeder lines, one standard gauge still in use in the 1950s, and a narrow gauge agricultural line. Especially for the photographer, one of the old wagons has been brought out of storage and Jabez Osler has brought his cart horse down to pose with it.

TOP TIP

SAGGING BOARDS

If you have suffered from this problem, there is a solution. Take a piece of timber, say 75mm x 25mm in O gauge or 50mm x 25mm for smaller scales and just a little shorter than the length of baseboard which has sagged. Carefully plane off the top at each end so that the top assumes a curved shape. I call this a 'banana' piece. Place beneath the

baseboard and screw through the baseboard firmly into the centre section. Next, drill through and start to screw through the baseboard at each end into the curved ends. Keep tightening the screws until the new piece forces the top of the board into the flat shape you require. The new screw holes can be concealed with ballast or scenic material.



This scene suggests that the Great Eastern has completely taken over the M&GN. An F5 2-4-2T is in charge of a train of former main line stock relegated to secondary use and carrying the drab brown livery of their twilight years.

KEY DETAILS

ROLLING STOCK

A Fenland goods yard would feature a mix of open wagons for sugar beet and covered vans for fruit, vegetables and potatoes. These traffics were still very important in the 1950s when the main scene is set. Slater's, Parkside Dundas and Freightman provided a selection of suitable vans but the key to authenticity in the period selected was weathering. Nobody seemed to care about image as long as the vans were available so they inevitably became dirty and stayed that way.

Passenger rolling stock on such secondary lines as the Spalding and Wisbech line of the M&GN is usually relegated main line corridor stock (supplied by D&S Kits), again mostly looking the worse for wear. Ex-LNER and ex-GER coaching stock predominates. Likewise locomotives were of the secondary sort but yet they achieved some remarkable performances when called upon.

For the M&GN in the 1950s, the ex-LMS Ivatt 4MT 2-6-0, also known as a 'Flying Pig', is the signature locomotive type, but I've also included a couple of former Great Eastern designs that worked out their final days in the backwaters of East Anglia; an 'E4' 2-4-0, 'F5' 2-4-2T and a 'B12' 4-6-0.



KEY DETAILS FENLAND BUILDINGS

'The Railway Inn' was a joy to build from styrene sheet and involved a lot of first hand research, especially into the interior! Figures by Omen and others with beer crates from Wargame Diorama Suppliers complete the scene.

5



One enjoyable task was deciding which features of a typical Fenland railway should be included. A pumping station was an obvious choice, a station building based on one of the M&GN western section ones would be perfect, but I needed a couple of other buildings. Gladstone House, a typical Fenland villa, was easy to produce but a typical Fenland railway inn, now that would need some research.

The interior would need to be modelled so much time was spent inside such establishments to determine the features to be included.


A whole day was spent travelling across the Fens without sampling the wares of such establishments while looking for a suitable example to model. Finally, having failed to find a typical example during this November day of research I went into Spalding to witness the only sunshine of the day illuminate the 'Pied Calf' near Spalding's ex-Great Northern Railway station. 'That will do' I said, and took the most basic of measurements before returning home to start drawing.



7



Surprisingly, railways were easier to build on the Fens than roads. This led to a number of feeder lines, some narrow gauge, being built to bring produce from the fields to the main lines. The Fen Drove Farmers Co. line was a standard gauge example. No. 2 *Conundrum*, a Hudswell, Clarke 0-6-0ST of the same design as the preserved *Wissington*, shunts vans in the yard.



The E4 trundles in with the afternoon train from Wisbech probably bringing home pupils from the local secondary school.

I experimented with various methods for including fish and I'm not sure which, if any, was the most successful.

quantities of water which flow from the Midlands towards The Wash. Before the Romans arrived in East Anglia The Wash extended much further inland and many thousands of acres were subjected to periodic and seasonal flooding by a mixture of salt and fresh water.

The Romans cut river channels to speed the exit of the waters from the many slow flowing rivers across the district and built banks to stem the flow of the highest tides. These works succeeded in establishing fairly reliable summer grazing and a few higher areas where crops could be grown.

But in winter huge tracts of the district were regularly flooded and it was not until the 17th century that landowners engaged a Dutch engineer, Cornelius Vermuyden, to embark on a comprehensive system of drainage channels which would remove surplus water from the district and make the land useable. His work left a legacy which can be seen to this day, in the form of long straight channels leading to pumping engines which raise the water into the main rivers whose channels carry water out to sea. These drainage improvements enabled the growing of crops on land otherwise only

suitable for grazing but it was not until the Second World War that the full potential of this land was realised.

Fen Drove is located beside the Fen Drove Main Drain which runs parallel to the railway beside the goods yard. At the east end of the station lies the Fen Drove Engine, a Victorian pumping house originally containing a steam engine, replaced in 1956 by a diesel pumping engine and in 1986 by the latest electric technology. This pumps water from the main drain into an ancient river called Lady Nuns Old Eau (look on Ordnance Survey maps and you will see it west of Newton in the Isle near Wisbech)

For the water itself I used a product known as 'Magic Water' made in the USA. This is a two-part resin system which results in a very realistic representation of water at any depth. I used this so that I could incorporate plants and fish into the scene. Once mixed, the product flows into any shape you create for it, although it will leak out if not sufficiently 'dammed' in the areas required.

I experimented with different methods for including fish and I'm not sure which, if any, was

the most successful. I tried carving them from solder wire and adding fins from aluminium foil. I also printed pictures of real fish onto transparent clear labels and stuck them to the bottom of the channel. These looked good until the resin blurred their features.

COMPLETING THE SCENE

The idea of a winter scene was a good one and an unusual choice but I hadn't really thought through the practicalities of it. Foliage colours in the winter are generally more drab and certainly more subtle than those of spring and summer. Scenic materials suppliers such as Noch, Heki and Greenscene are more geared up to the brighter colours of the main growing seasons but they do provide a limited range of suitable autumn colours. While there are probably ten different summer colours there are only about three autumn ones so blending and matching became quite difficult.

Jacqui at Ceynix provided me with the signature tree of the Fens, the Lombardy Poplar and coloured it according to a photograph I sent her. Some of my other attempts at autumn colours just looked too



8

A B12 4-6-0 is an unusual visitor. On the main M&GN line they hauled Yarmouth-Leicester expresses and were popular with their drivers, though their firemen found the long fireboxes a challenge.



The Midland Railway supplied signalling equipment to much of the M&GN, particularly the western section. Fen Drove 'box' is still painted in the M&GN colour scheme of tan and stone.

brush. I also worked long and hard to produce a willow tree by the twisted wire method. As this was in the foreground I used etched leaf frets from 4D Modelshop in London (near Tower Gateway station). These were soldered to twisted wire branches and look good but they are vulnerable to damage.

The basic grass on the embankments came from Green Scene and others, applied using its static grass machine after first applying a base coat of dyed sawdust. Green Scene's extra long fibres add depth to these rough grass areas. Weeds were added in the form of minced Woodland Scenics' foam plus leaves in the form of birch bracts from the Little Leaf Company.

I find the best ballast to be the heavier varieties from Slater's and Modeller's Mate, fixed in the usual way by spraying with water and dropping with dilute PVA glue. Road surfaces are a mixture of fine sand from the little deltas where it is washed off fields after heavy rain and a product called 'Chinchilla dust' from a local pet shop. I don't know what this is made of but my guess is a fine powdered limestone.

Every shop in the world is a potential source of modelmaking materials and I particularly enjoyed going into Claire's Accessories and asking for nail jewels. I came out with lenses for locomotive headlamps and brake van tail lamps. Dolls' house suppliers can be a rich source of materials too. Their devotees are basically doing the same as we are – creating miniature worlds. Spring onions in 1:24 scale are easily converted to O scale leeks, a speciality of the Fens.

KEY DETAILS A CLOSER LOOK



Four passengers waiting for one train is probably a record for Fen Drove. These lovely cast figures re-create a scene from years gone by. The building looking like a small signalbox was a tariff shed, where small consignments were weighed, labelled and priced.



It's a lonely life on a remote Fen farm so when farmers bring their produce to the station yard for loading onto the trains it is a chance to catch up on local gossip. The ubiquitous 'Fergie 35' had largely replaced horses in the Fen by the 1950s.



LEFT: The single line sections of the M&GN used Whitaker tablet catching apparatus to allow token exchanges at speed. One of these had to be included on the model and of course had to be fabricated from scratch. The typical M&GN criss-cross fencing was produced from an etch made from one of the author's CAD drawings.



RIGHT: Everyone in the Fens owned a bike in the 1950s and small quantities of produce such as the string of onions seen here would be carried around on the handlebars, rather like the 'Johnny Onions' sellers who would come over from France.

Every shop in the world is a potential source of modelmaking materials and I particularly enjoyed going into Claire's Accessories and asking for nail jewels.

With the big skies of the Fens in mind, backscenes were going to be crucial and I did consider painting them in acrylics as I had done for the earlier railway. However, the matter of subtle colours reared its ugly head again so I decided on using a photographic backscene. I travelled the Fens looking for suitable scenes but finally decided on one near West Dereham within sight of the Wissington Light Railway.

The technique requires a series of photographs taken in line and the use of panorama software to merge them together. A long print can then be made by your local copy centre and pasted onto white faced hardboard.

Roughen the hardboard first then paste the print with a mix of wallpaper paste and leave to soak a few minutes before carefully applying to the hardboard.

OPERATING

The layout needed to be capable of being operated from the front when at home and my first thought was to do the same at exhibitions. In practice it worked out best to have one operator at the front and one behind. Hand-held controllers proved useful as they could be used from any position. If I was starting again there would be no question of using anything but DCC or even radio control, but this section of line had to be compatible with my main layout and locomotives, some of which are over 30 years old.

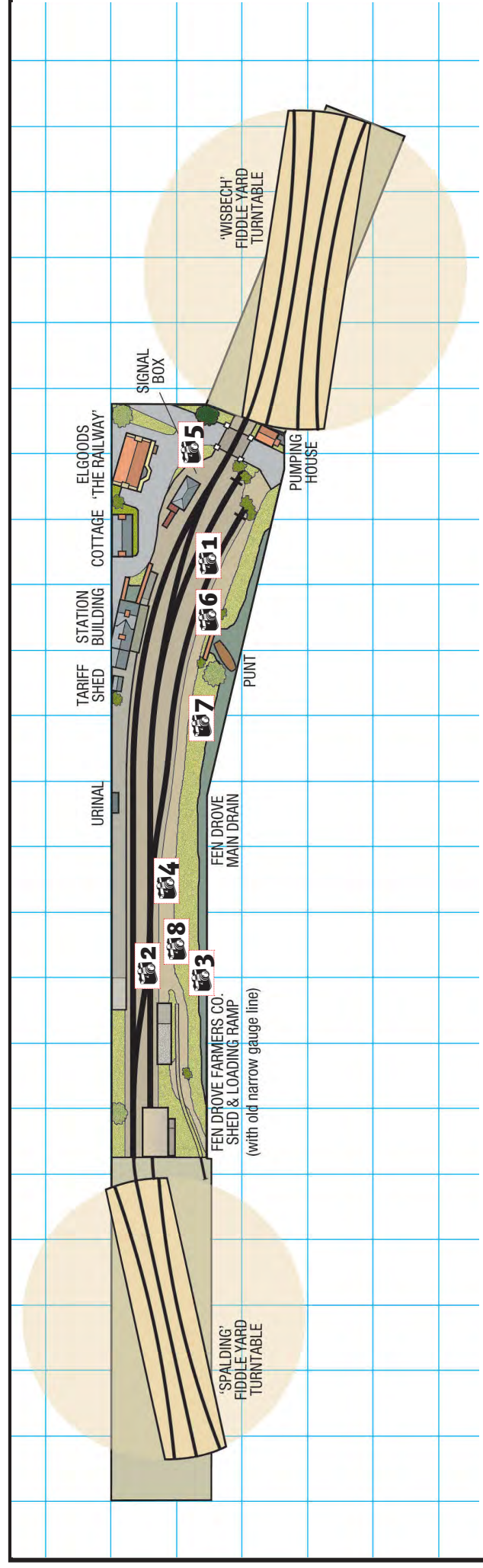

Point control is achieved from the front of the layout by via electrical switches sunk into the baseboard and attached to wires in tubes leading to the point tie-bars. The tubes are concealed beneath roadways. Each switch is hidden under a small bush so the operator only needs to move the bush. A similar system operates the signals but these can be

operated from both sides of the layout.

The frequency of trains at exhibitions is about ten times what would have been experienced on the prototype. The operator working at the rear runs passenger trains backwards and forwards to keep the station busy whilst the front operator shunts goods trains in the yard. When a goods is ready to depart the passenger sequence is interrupted to allow this and another freight arrives to replace the one which has departed.

One of the early principles for operating was that each end of the line would consist of a fiddle yard with a turntable so that complete trains could be kept marshalled.

Four good reasons proved to be more than enough for an evocative re-creation of the Fenland railway in the 1950s. I hope you enjoy it as much as I have! **BRM**



RMwebLIVE

RAILWAY MODELLING EXHIBITION

RICOH ARENA, COVENTRY

BE PART OF A NEW AND UNIQUE RAILWAY MODELLING EVENT

13TH & 14TH SEPTEMBER 2014

→ EXPLORE SIX SKILL ZONES



OVER 20 MODEL RAILWAYS

→ See a very special selection of model railways - some never seen before at a railway modelling exhibition

THE RMWEB THEATRE

→ Learn from leading experts
→ Be inspired and ask questions

QUALITY TRADERS

→ Shop for kits, bits and models from specialist traders

SKILL ZONE **01**
→ MODELLING

SKILL ZONE **02**
→ SCENERY

SKILL ZONE **03**
→ PAINTING

SKILL ZONE **04**
→ TECHNOLOGY

SKILL ZONE **05**
→ TRACKWORK

SKILL ZONE **06**
→ ELECTRICS

**FREE
PARKING AND
SHUTTLE BUS**

BOOK YOUR TICKETS
FOR **EARLY ENTRY**
+ **FREE SHOWGUIDE**

For ticket booking
www.model-railways-live.co.uk
or call **01778 391123**

MON-FRI 9AM-5PM BOOKING CLOSES 9AM FRIDAY 5TH SEPTEMBER

IN ASSOCIATION WITH



MODEL RAILWAYS LIVE

In association with



Kindly supported by
The Online Home of **GAUGEMASTER.com**

HALF PRICE TICKET SALE

FOR A LIMITED TIME ONLY

WHEN BOOKED ONLINE ADULTS £5.50 - CHILD £2.50 (16&UNDER)

TICKETS MUST BE BOOKED BY 9am 22ND MAY. BRM & RMWEB DISCOUNT NOT APPLICABLE



Is your layout getting its five a day?

Richard Wilson creates detailed market stalls by combining kits from several sources.

Street markets have been a feature of most villages, towns and areas of many cities for centuries. On the whole they have changed little apart from the move towards raised or wheeled stalls, rather than the ground, to display wares. Therefore it seems fitting to incorporate a market into the street scene on your layout.

HOW TO DETAIL A...

MARKET STALL

We're using two products to give a flavour of what can be achieved – the Busch and Wills' market stalls kits, courtesy of OnTracks – the Busch set represents a more Continental style of display on benches but includes a range of suitable

We're using two different products to give a flavour of what can be achieved - the Busch and Wills market stall kits

fruit and vegetables, whereas the Wills kit only includes the basic stalls and a representation of the display. Two are provided (one for each stall) – a selection of fruit and a range of books. We won't be using the book version, but it gives you another option!



WHAT YOU WILL NEED



- Busch Market Stall kit (1070) ■ Wills Market Stall kit (SS37) ■ Woodland Scenics' Fruit (T47) ■ Lifecolor Weathered Wood acrylic paint set (LC CS-20) ■ Lifecolor Dark Wooden Stock ■ Railmatch New Timber and Weathered

- acrylic K solvent
- Thick erglue
- Coriander seeds

MAKING THE STALLS & CRATES

1

STALLS



Here's what we start with – the wooden stalls for the Wills kits and the benches from the Busch set. The Wills stalls go together very easily – the wheels have a small 'horseshoe' shaped recess on the back to allow correct positioning on the axle. The leading axle can be positioned at any angle. The Busch benches only need a bit of cleaning up!



USEFUL WEBSITES

- Wills kits and Busch kits
www.ontracks.co.uk
- Lifecolor paints
www.airbrushes.com
- Railmatch paints
www.howesmodels.co.uk
- Humbrol paints and brushes
www.humbrol.com

ONE WE
MADE
EARLIER



On this stall, the various fruit and vegetable items are picked out with appropriate colour paint and the canopy can then be added.

2



Using the 'cold wood' paints from the Lifecolor 'Weathered wood' set – we want a more 'aged' finish – but with the addition of a streaking of a little 'Dark Wooden Stock' we can build up a realistic weathered finish to both the stalls and the benches quite easily.

3



File off the scalloped edges of the Wills canopies – we don't really need the fairground sideshow look – and then paint with Humbrol Olive Drab acrylic, followed by a wash of Railmatch Weathered Black acrylic.

CRATES

4



The wooden crates and packing cases are painted using one of the more recent releases from Railmatch, 'New Timber' acrylic.



Fill the crates, and plastic tubs with fruit – sourced from the useful Woodland Scenics' range.

MAKING
THE
**FRUIT
& VEG**

PRACTICAL BRM




MAKING THE FRUIT & VEG

CABBAGES

Fill the remainder of the crates with fruit and vegetables from those supplied with the Busch kit – the mushrooms have been sprayed with Humbrol Dark Brown acrylic spray from a suitable distance to create a speckled effect.



Above The three parts that make up the cabbage and the final item – the leaf parts are of a fairly flexible plastic.
Left When put together and glued with superglue, they create quite an impressive display – don't forget to cut the sprue off the back of the veg!



The final cabbages on display on a Busch bench.

MELONS

The melons are produced using coriander seeds – a chance to raid the spice rack. These are painted using a suitable yellow acrylic – not too thick so some of the original colour can show through.



PUMPKINS

The Busch pumpkins benefit with a wash of 'North European dust' acrylic from Lifecolour, followed by just a smidgen of Railmatch Weathered Black acrylic.



Left The fixed display from the Wills kit is also initially sprayed with the dark brown paint.

Right The finished stall with canopy.





Cobalt... Simple to install, easiest to wire. Quiet, usable in all scales and so durable that has been awarded a lifetime warranty.

Now also available with a reliable, simple to use Integrated DCC Decoder

Cobalt digital

Cobalt and Cobalt digital are usable on either DC or DCC layouts with the simplest possible installation and wiring. Just two wires will do it... and NO soldering is required!

With its exceptional performance, quiet low current operation, ease of installation and easy solder-free wiring... it is no surprise that since its release, our Cobalt point motor has enjoyed very positive magazine reviews and the universal approval of modellers.

Cobalt Digital takes things one step further for users of DCC! Offering real savings when compared to separate purchase of point motor and accessory decoder, Cobalt Digital maintains the Cobalt tradition of simplicity - Just connect to DCC track power with two short wires, set the address with NO need for CV changes and that's it!

Adding frog switching needs only ONE more wire! Point control just can't get any easier.

Want DC control AND a control panel? No problem at all... just two more wires and one low cost pushbutton switch and its done, so you can have the best of both worlds - easily.

Need lights on your control panel? That's very simple too... We show you how in our easy to read downloadable manual available online at www.dccconcepts.com!

Cobalt digital is available now from your favourite model railway dealer.



DCC concepts the best of everything

DCCconcepts Products including Cobalt and its accessory range are sold and distributed to the trade in the United Kingdom by Gaugemaster Controls Ltd, Ford Road, Arundel, Sussex. Phone: +44 (0) 1903 884 488 Fax: + 44 (0) 1903 884 377 ...or by email via www.gaugemaster.com

DCCconcepts welcomes trade enquires from dealers across Australia and around the world www.dcccconcepts.com * Sales@DCCconcepts.com. Ph: + 61 8 9437 2470 (GMT + 8hrs)

OUT NOW!

New additions include: Dapol O, Hornby Arnold and MTH (British)

Price includes both volumes! **OVER 650 PAGES!**


ONLY £34.99

For more information, go to www.brmm.ag/ramsays8th



THIS MONTH'S STAR BOOK

DERBY TYPE 2S IN COLOUR



More than 25 years since the last Class 25s were withdrawn, and almost 35 since BR retired its final Class 24, the Derby-built Sulzer Type 2s still have a strong following. Robust, versatile and dependable, they were quite literally seen everywhere from Penzance to the Far North of Scotland during their careers, working every type of train.

This new album from Strathwood should appeal to both 'Rat' fans and modellers wanting research material for detailing and repainting projects on 24s and 25s in all scales.

Bearing in mind that both classes only ever carried BR green or corporate blue, the number of variations, oddities and hybrid liveries they carried was remarkable. There's also good coverage of the many physical changes that

occurred, and the often *ad hoc* changes later.

This latest book is highly recommended.

FACT FILE

- ▶ **TITLE** Looking Back at Class 24 & 25 Locomotives
- ▶ **AUTHOR** Kevin Derrick
- ▶ **PUBLISHER** Strathwood, Tel: 01463 234004, Web: www.strathwood.co.uk
- ▶ **PRICE** £19.95
- ▶ **WORDS** Ben Jones

**STAR
BOOK**

WR HYDRAULIC TIMELINE

Despite, or perhaps because of, their short lives, there have been countless books published about the diesel-hydraulics.


However, Ian Allan has found enough material for yet another colour album studying the seven classes of WR hydraulic, using many previously unpublished photographs.

Laid out in chronological order, the album takes us from shiny ex-works machines representing the new order of the late-1950s to the shabby state of the 1970s. There's a good spread of classes from the D9500 'Teddy Bears' to the Westerns and locations across the WR.

Image and reproduction quality varies; while there are some excellent views to inspire both

FACT FILE

- ▶ **TITLE** Diesel Hydraulics in the 1960s and 1970s
- ▶ **AUTHORS** John Jennison & Tony Sheffield
- ▶ **PUBLISHER** Ian Allan, ISBN 978 0 7110 3745 8
- ▶ **PRICE** £20.00
- ▶ **WORDS** Ben Jones



modeller and fan, there are also some fuzzy or blurry photos that might have been better left out. Extended captions are informative and lift the images beyond 'say what you see' descriptions.

If you're a fan you'll find plenty to enjoy but might not learn anything new. But if you're a modeller looking for ideas for your Dapol Class 22s or Westerns, Heljan 14s and Hymeks or Bachmann Warships, you're sure to find something here.

LAND OF THE BLUE DIESELS

FACT FILE

- ▶ **TITLE** The Blue Diesel Era
- ▶ **AUTHOR** David Cable
- ▶ **PUBLISHER** Ian Allan, ISBN 978 0 7110 3746 5
- ▶ **PRICE** £20.00
- ▶ **WORDS** Ben Jones

In the year that we mark the 50th anniversary of the launch of British Rail's new 'corporate image' of 1964, a new volume on the BR blue era seems well timed.

David Cable's new book is not a history of when BR blue was king, but rather a collection of the author's own photographs, supported by a small selection of images from others. As the title suggests, there are no electrics within these pages but the remit does stretch to InterCity 125s and even Nanking Blue Midland and Western Region Pullman DEMUs.

Few of the images have been published before, which is a bonus, but quality varies quite widely. There are some superb images scattered throughout, but the standard isn't consistent. When so many good photographers were active in this period, it's perhaps a shame that the publisher didn't seek to produce the 'ultimate' survey of the BR blue era with high-quality images of diesels, electric, multiple units and coaching stock.

That said, fans of the BR blue era will find plenty of interest, whether it's a Class 17 on a trip freight at Motherwell, a large logo Class 47 embellished for the 1981 Royal Wedding or a stunning panned shot of a brand-new HST at speed

on the GWR main line. There's also a representative spread of DMU classes and some Southern DEMUs that you might have forgotten. Modellers will arguably gain more inspiration from the trains behind the diesels and the surrounding infrastructure.

In one sense, it 'does what it says on the tin', but it's perhaps a missed opportunity to celebrate this important period of British railway history.



NEWS


A selection of recent titles to interest railway modellers & enthusiasts alike.



PERFECTLY FORMED FREIGHTS

FACT FILE

- ▶ **TITLE** Freight Train Formations
- ▶ **AUTHOR** David Ratcliffe
- ▶ **PUBLISHER** Ian Allan, ISBN 978 0 7110 3447 1
- ▶ **PRICE** £20.00
- ▶ **WORDS** Ben Jones



As modellers and enthusiasts we usually pay great attention to the locomotive at the head of a train, but are often less meticulous about what goes behind it. Wagon specialist David Ratcliffe has produced a useful study of BR freight trains in the 1970s, 1980s and 1990s. Chapters cover late unfitted and vacuum-braked freights, inter-regional china clay traffic, trains on the Woodhead and Cambrian Coast routes, freights carrying dangerous goods, chemicals, petroleum and container operations, departmental trains and a selection of specific workings of particular interest. Everything from local trip workings to 75mph international container services is included.

There's some coverage of wagon types, what the various TOPS wagon codes mean and what the wagons were used for, and some excellent portraits that will be of use to modellers, but what sets this book apart are the tables containing formations of specific trains, the vehicles involved, their payloads and destinations.

SCOTSMAN MINI-GUIDE

On the surface you may think 'this book is very small, so there can't be much in it', or 'aren't there enough books on the history of *Flying Scotsman* already?' But, what really sets this one apart from its peers is the range of photographs inside. In very modern style, with limited text and fairly extensive photo captions, the book covers the history of the locomotive, from initial build started by the Great Northern Railway, through to preservation and the protracted, ongoing NRM overhaul.

As mentioned before there are many 'exclusive' photographs in the book, many for the collections of *Flying Scotsman's* numerous owners or from the author's own archive. This makes for an interesting little read that can be dipped in and out of at will – indeed there are occasional 'Did You Know' sections which provide fascinating facts or nuggets of information regarding what has become 'the nation's locomotive'. This should be in the collection of anyone with an interest in No. 4472, whether for research or just general interest.



FACT FILE

- ▶ **TITLE** The Flying Scotsman Story
- ▶ **AUTHOR** James S Baldwin
- ▶ **PUBLISHER** The History Press, ISBN 978 0 7524 9452 4
- ▶ **PRICE** £9.99
- ▶ **WORDS** Richard Wilson

RUNNING LIKE CLOCKWORK

In late Victorian times Glasgow was an important and wealthy city, dubbed 'the Second City of the Empire' and what this prosperous and densely populated city needed was an underground railway.

In this fascinating book, the author describes the unique construction of the system in 1896 – the world's first rope-hauled underground railway and the decision to create a twin-circular system on which trains ran clockwise in one circle and anti-clockwise in the other.

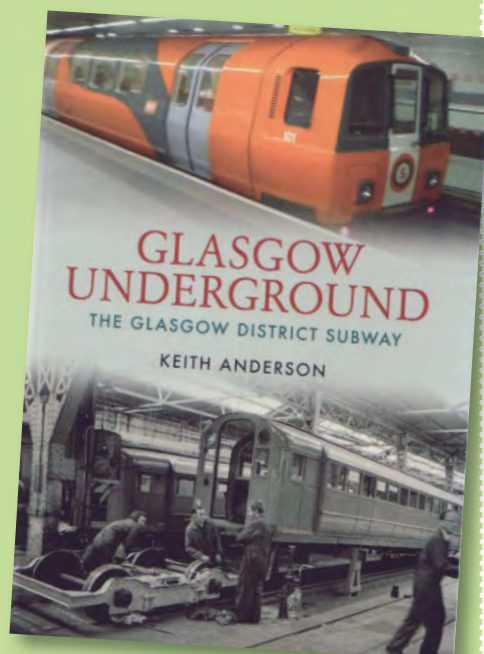
The line was constructed as a 'light railway' and the gauge chosen was an unusual 4'. The system was to remain unaltered for at least two decades, during which costs increased

and patronage dropped and it was a takeover by Glasgow Corporation in 1922 from the Glasgow District Subway Co. and the cars were motorised using tram equipment, carried out in-house and track was converted before the Second World War.

Post-war reports indicated a desire to enlarge the system, but there was no money available and by the 1970s the remaining cars were on their last legs.

It was to take a transfer to the Greater Glasgow Passenger Transport Executive in 1977 for the required investment to be made with new trains from Metro-Cammell. These trains were refurbished in the 1990s and additional trailer cars built by Hunslet-Barclay to increase capacity. Being all-over orange, the system gained the nickname of 'The Clockwork Orange'.

The book describes the modifications to the various stations and the system over the years with numerous colour and black and white photographs. It will be of great interest to Glaswegians and fans of underground railways alike, as well as anyone with an eye for unusual British railways.



FACT FILE

- ▶ **TITLE** Glasgow Underground – The Glasgow District Subway
- ▶ **AUTHOR** Keith Anderson
- ▶ **PUBLISHER** Amberley Publishing, ISBN 978 1 4456 2174 6
- ▶ **PRICE** £14.99
- ▶ **WORDS** Richard Wilson

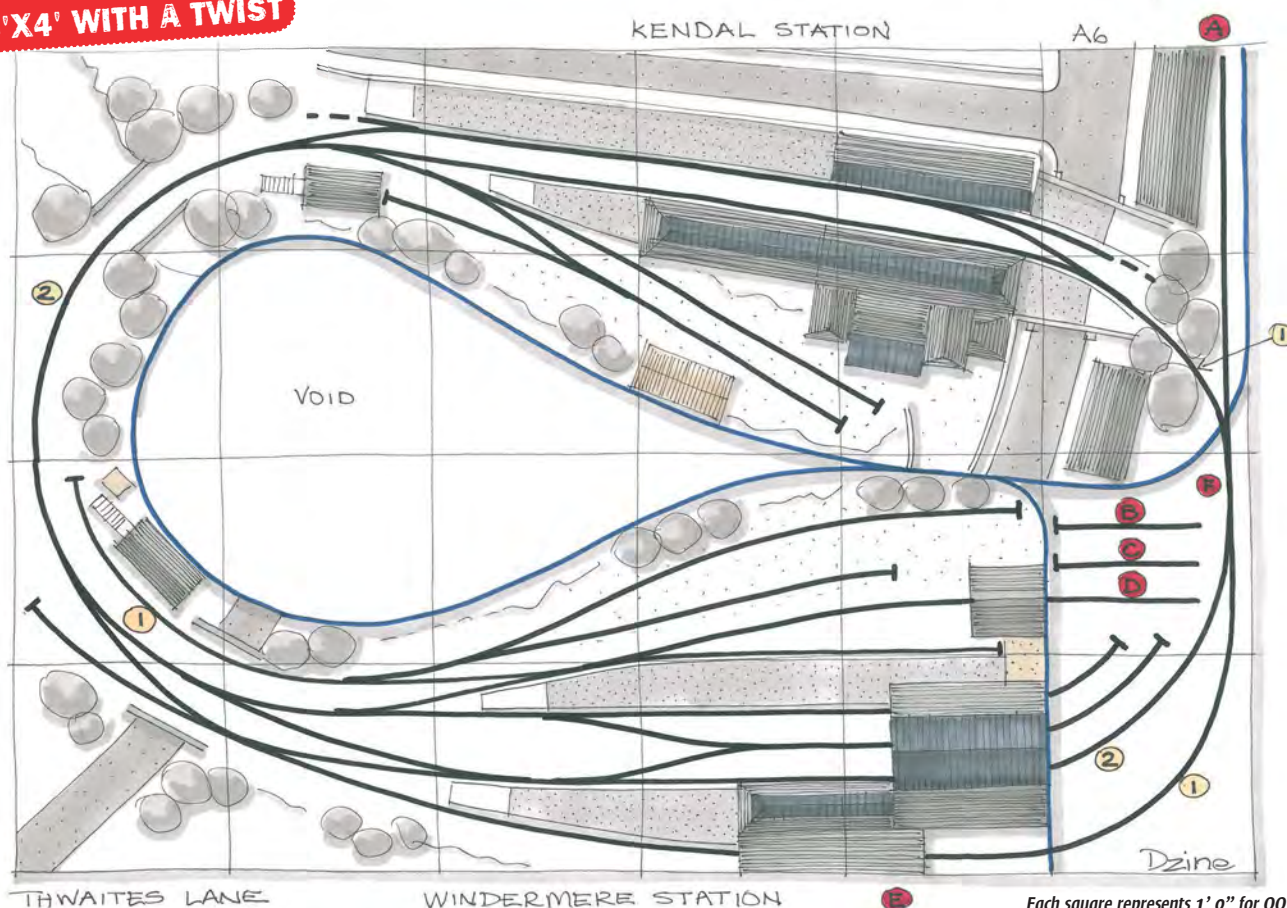


FOUR WAYS TO WINDERMERE

Layout design guru **Paul A Lunn** suggests how compromise and creativity can help you to model a real location in a realistic space.

Artwork and photography by the author.

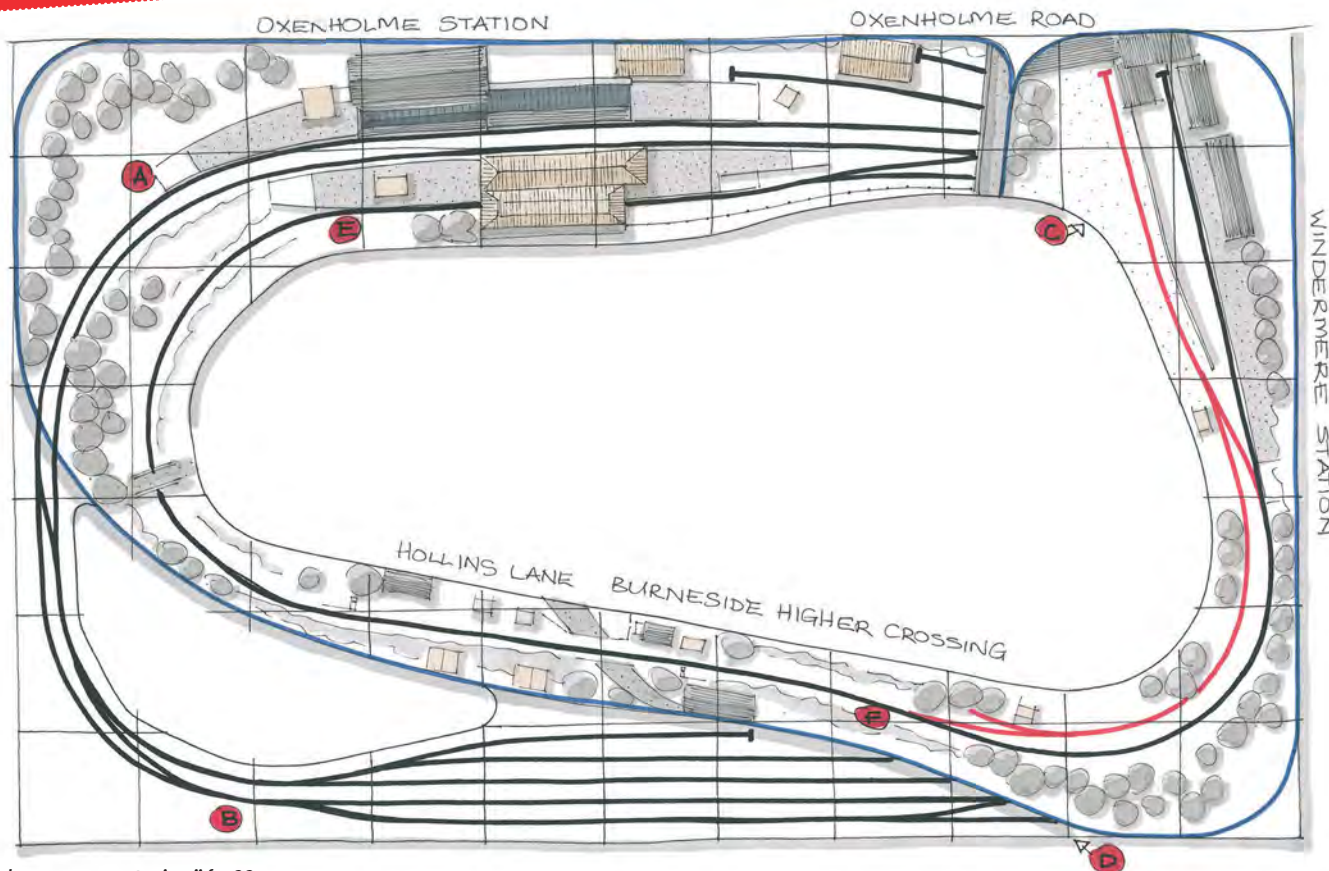
OPTION 1: 6'X4' WITH A TWIST



At entry-level we have the standard 6' x 4' baseboard. Despite horrendous space limitations I've managed to capture the salient features of both terminus and one through station. Rigid geometry curves help us to cram more in on the straight. I've resorted to a couple of justifiable, and quite workable gimmicks; curves inside the overall roof at Windermere, one leading to an extra capacity track, linking into the main oval, and capable of holding a four coach train. It's not possible to employ the same trick at Kendal which is only suitable for short local trains. My semi-imaginary history suggests the time period is late steam/early diesel; the line has been singled with a hint of once being double. Trains are either DMUs or locomotive-hauled specials restricted to classes not requiring turning at Windermere. Although the standard 6' x 4' is normally associated with 'roundy-roundy' layouts, and despite having a physical link for running trains in, it is essentially designed to be operated end-to-end. It's worth explaining how the non-scenic section works; siding A is intended for holding locomotives which can be changed using a Peco Loco Lift, similarly B, C and D work on the same principle for feeding locomotives on and off shed. Incoming locomotive-hauled trains from Kendal will enter the rear of the goods shed to E, but not into the station. A new locomotive, from siding A, is attached at the opposite end at F ready for departure to Windermere. The non-scenic siding has restricted capacity and is in effect only a reversal line. Non-scenic sidings should be kept to a minimum with all the action on the scenic section. Windermere is ideal for this with its four platform faces and a small yard. Note the sections of curved track marked with a relevant radii.

OPTION 2 11'X7' MODERN IMAGE

Like many modern branches the Windermere line has become one long stub siding with rationalised stations at all the original locations. As such, from a modelling point of view, it has minimum operational interest. There are two possibilities for creating interest; add the junction with additional 'main line' trains or include a fictitious rail development with some substance in fact.

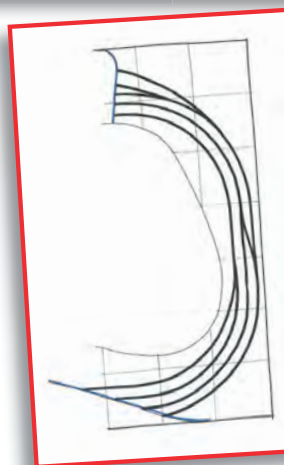


Each square represents 1'-00" for OO

Once you start layout designing based on real locations, all manner of restrictions come into play. In the end, it comes down to what to take out and what you leave in, usually governed by the available space. But there are other factors involved.

Even if you have enough space and your list of 'must haves' is fairly complete, you're only at the beginning of what can be the most difficult choice; what timescale you choose to model. The Oxenholme-Windermere branch in the Lake District is a great

example; originally a double track main line, then singled but retaining some sidings, followed by all sidings removed and most recently a proposal for overhead electrification. On top of all that, only you will know how far you want to stray from the 'truth'. Will you slavishly follow the prototype or give yourself some artistic licence? And how far will you go? If you're like me there are some things that feel in the spirit of the original, whilst others fly in the face of plausibility. Let's look at these and other related issues as we work through four varied track plans designed for OO gauge. **BRM**



The track plan, 11' x 7', shows both possibilities, including the interesting and scenically pleasing Burneside Higher Crossing or by suggesting a new railhead siding, shown in red, to serve Booths Supermarket. I have discussed such ideas, the development of freight, at length in my book *Making Tracks* (ISBN 978-1-902827-22-3). In order for the branch terminus to be sited over the non-scenic main line section I have suggested a modest grade of 1-in-60 from A to B and C to D underneath Windermere station, together with a branch grade, between E and F of 1-in-40 in order to provide the necessary clearance.



A Class 104 DMU waits at Oxenholme in 1986. Little has changed in the vicinity of the bay platform although Network Rail has plans to electrify the Windermere branch, suggesting all will soon be different!



The overall roof features on all but one plan and with such a wide span will demand at least partial interior modelling depending on which side you view the layout. You can see the fairly plain rendered walls contrasting against intricate roof trusses. Much of this area is now occupied by Booth's supermarket and a new station, marginally nearer Oxenholme, opened in 1986. This view dates from 6th September 1976.

PRACTICAL BRM



Right The 14.50 to Windermere approaching Staveley on September 6, 1976, formed of two Class 108 two-car sets. I include this scenic view to inspire a possible alternate to those longer straight sections on several of the plans.



Above A wealth of detail at Kendal Station, steel plates under the front of the DMU indicate the subway that once existed serving both platforms and the pavement adjacent to the A6. Similarly those panels nearest the camera cross the roadway below as does the timber platform, well worth modelling on the relevant plans. Here we're looking towards Windermere at the rear of the 11.38 DMU from Oxenholme. This view shows severely stripped back infrastructure; goods yard and signalbox having closed in the early 1970s.

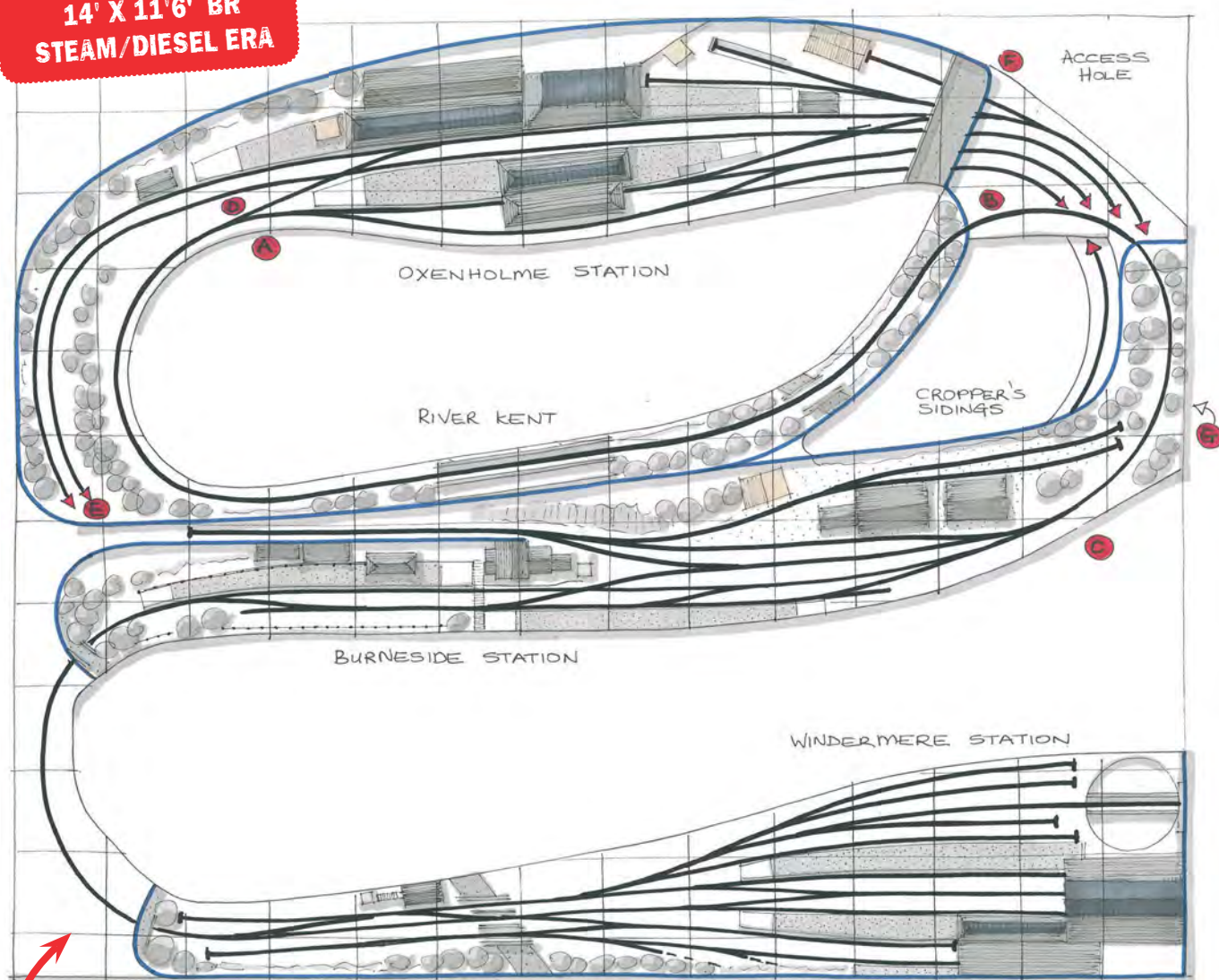


Staveley station is situated on a shallow embankment above neighbouring housing. The Railway Hotel still stands at the junction of The Banks and Crook Road. Access to the platforms is via an external stairway. The goods yard, closed in 1964, was situated to the rear distant right hand side and the signalbox, also closed 1964, to the left.

With overhead wiring carefully cropped out, this detailed view of what's left of Oxenholme's east sidings has a dated feel despite being taken in 2012. A wealth of scenic detail worth including on the relevant plans and a useful excuse for engineers/permanent way stock.

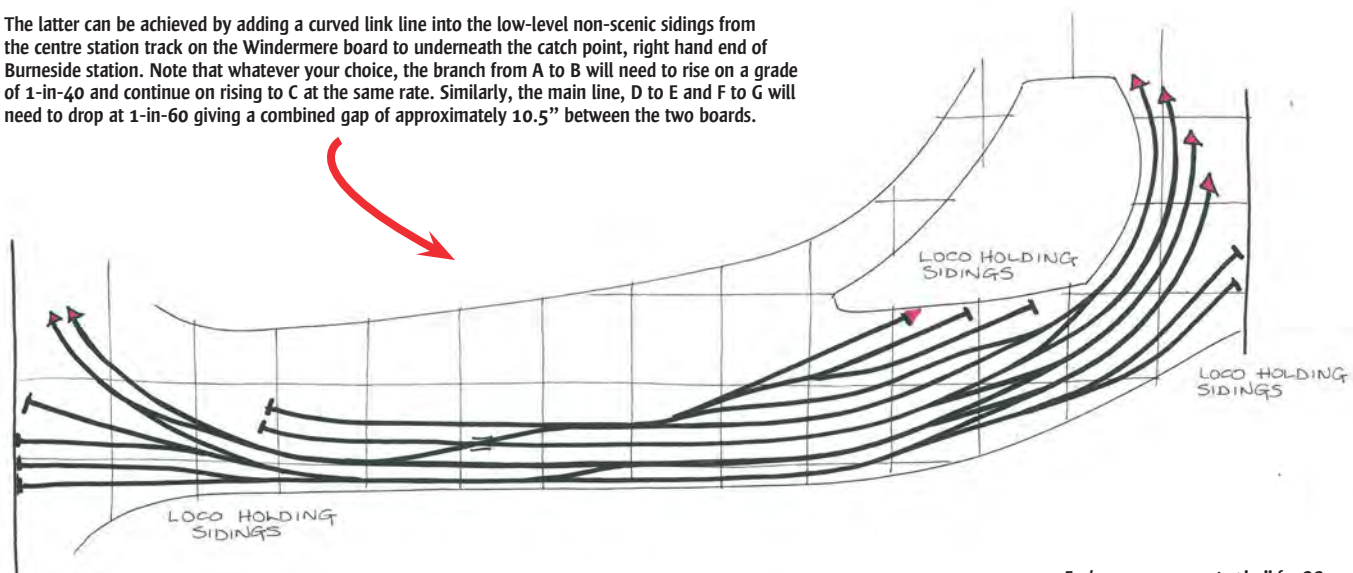
OPTION 3

14' X 11'6" BR
STEAM/DIESEL ERA



This first of two larger layouts, 14' x 11'-6", is set in late steam/early diesel period and imagines that the branch has been singled but retains some of the original formation particularly at Oxenholme, Burneside and Windermere. As drawn we have the junction and hidden non-scenic sidings beneath Burneside station together with the terminus. You could choose a different format; one of the other through stations, a different scenic section or sections, you could even dispense with Windermere itself.

The latter can be achieved by adding a curved link line into the low-level non-scenic sidings from the centre station track on the Windermere board to underneath the catch point, right hand end of Burneside station. Note that whatever your choice, the branch from A to B will need to rise on a grade of 1-in-40 and continue on rising to C at the same rate. Similarly, the main line, D to E and F to G will need to drop at 1-in-60 giving a combined gap of approximately 10.5" between the two boards.



Each square represents 1' 0" for 00

PRACTICAL BRM

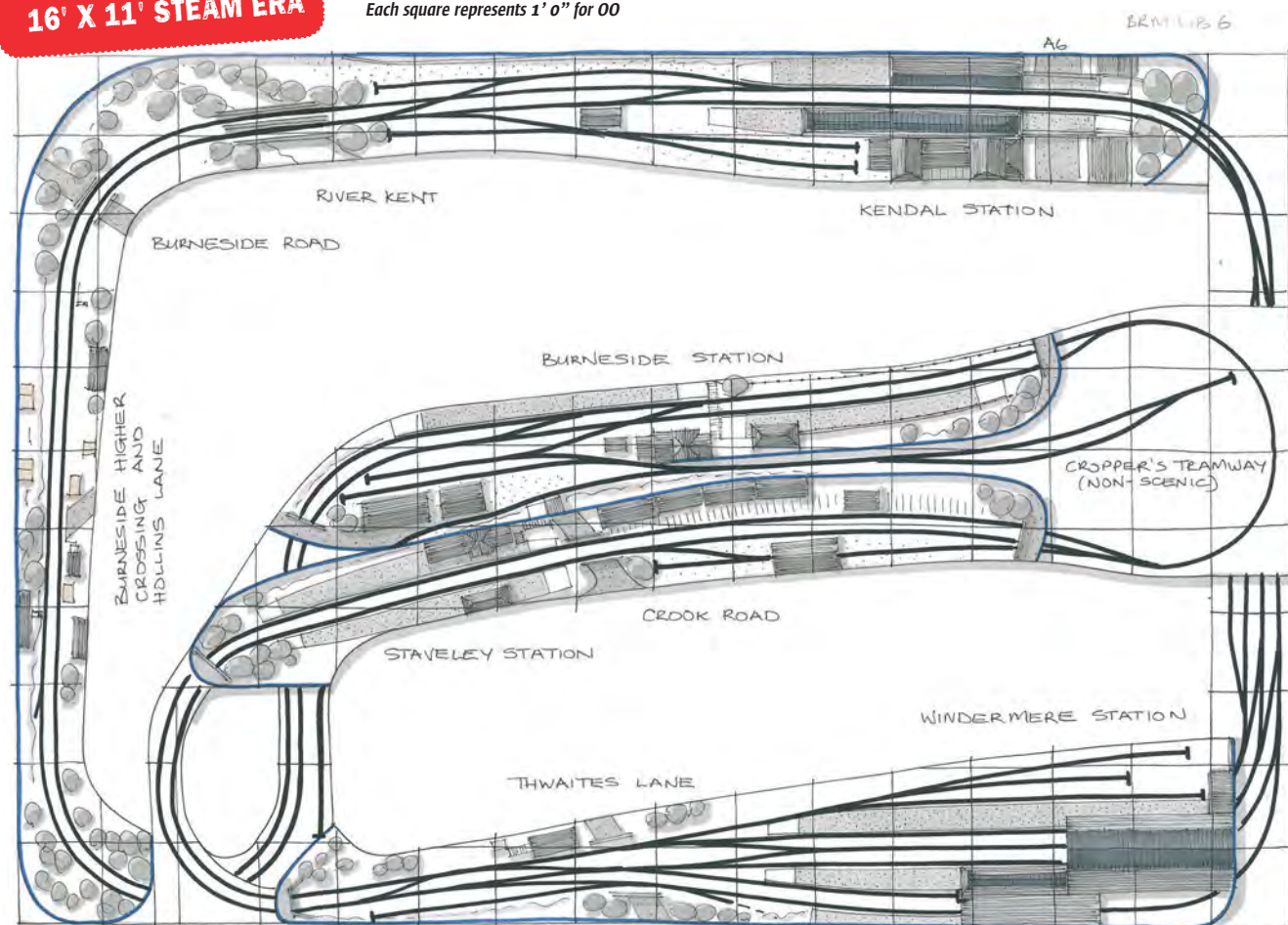


Right On the lookout for that little bit of something extra? Whether you model steam, diesel or electric an atmospheric subway under the baseboard surface, viewed from the operating well, is sure to create interest, especially if you can replicate the right lighting effect, natural or artificial, down the ramps.



OPTION 4 16' X 11' STEAM ERA

Each square represents 1' 0" for OO



At 16' x 11' this is the largest of our four plans and attempts to include all four branch line stations, albeit on a simplified basis, and a scenic run. Access/operating wells are a good length but kept as narrow as possible to minimise overall width. As a general rule of thumb they are at least standard door width or more with a couple of narrow spots that require minimum access.


Windermere captures the principal station features. It supposes the North side yard is already in the process of redevelopment with the South side yard reduced to two tracks. The design is void of a turntable now that tank locomotives haul all local services and larger classes operate tender first back to Oxenholme. Staveley Station yard is reduced to one loop serving the goods shed. The plan at Burneside is very similar to the prototype, though much condensed to accommodate staggered platforms and has tracks that go 'off-stage' serving Croppers Mill and Cowan Head, closed in 1972 and 1965 respectively. Note the route of the latter is non-scenic and traverses between the split backscene up to a single run-round loop. The point near Burneside Higher Crossing suggest a lack of use for a siding that once existed there, in truth an excuse to cover the lack of baseboard width.

Finally to Kendal where the River Kent has 'moved' closer to the station, the benefits of artistic licence! Again we have a location that is fairly faithful to the prototype but with a reduced number of loops and sidings. It is clearly set in the steam period with double track throughout all scenic sections and employing a number of devices to make the best use of space and for operational interest; overlapping non-scenic curves, a central section split into two scenes and hidden curves under Windermere's overall roof. The latter also facilitates longer trains in the station and round and round running for test and running in purposes.

By using four different plans I've tried to show how diverse an interpretation might be; you could copy one quite slavishly in model form or take bits from several to achieve your ideal. Furthermore, there are other permutations; current practice and first generation DMUs on different operating sessions. You'll have to replace Windermere with a non-scenic section, for reversal only, and settle for one type of track. As with all layouts it's about compromise and just how creative you're prepared to be.

**WHICH OPTION WILL
WORK FOR YOU?**

Right Even in a 'modern' replacement station, where a period style building replaces the original, you have much to endear it to any intending modeller especially where the level of detail on the building and its immediate environs is so interestingly diverse.



This is where my imagination runs riot; the wooden bike hire shed is sold to Booth's and the wooden panels are replaced with roller shutter doors, similarly part of the supermarket (the bit built on the original station), is converted into a covered rail delivery warehouse and the main running line extended into it. Both are used to provide a dedicated freight handling depot for all their bulky products. All make believe, but let's make it interesting!



The replacement buffer stop has already been delivered for a new siding into Booths car park, shown red on the relevant plan. Just awaiting Network Rail to complete the run-round loop. I know it's fiction, but worth a go if you're planning the current or near future scene and looking for additional action.



First Transpennine Express 185 136 awaits departure from Windermere in October 2012. Note the continuous welded rail converted in 1999 and 2002, yet another dilemma for those who want greater flexibility in their time period/s.



In my fictitious freight development at Booth's supermarket the mainline would be extended through the slate wall, behind the buffer stop, which in turn would be removed, for delivery of freight. Freight services could operate overnight, outside of the passenger timetable.

SHORT & SWEET

Post-1960s block freight trains are too large for the average layout, but **Michael Rhodes** has a solution – local trip workings hauled by Class 08/09 shunters.

The perfect prototype for a short MGR train using the Graham Farish/Peco or Hornby HAA hoppers. In 1987 several ships of imported coal came into the port at King's Lynn with fuel for the cement works at Foxton, near Cambridge. On September 7, 1987, 08 757 ascends the dock branch with five HAA hoppers. This unusual view is full of inspiration for the modeller with an eye for detail.



During the 1980s and 1990s, Class 08s could often be seen passing through Cardiff Central on short rakes of air-braked wagons. This was the trip freight between Cardiff Tidal Sidings and the Isis depot at Canton. On April 3, 1990, 08 493 has run round its train at Pengam Freightliner terminal and heads onto the Tidal Sidings branch. The ferry vans are similar to those produced by Heljan in OO and Dapol in N.



Running freight trains on a model railway has always been a problem. To model a typical 1970s/1980s era merry-go-round (MGR) coal train, you'd need to buy 30-40 HAA hoppers - beyond the budget of most modellers. On top of that, 90% of us don't have enough space for trains which extend to 20' in length, even in OO!

On my own Barrow Hill Junction layout, which is 17' square, I struggle to run an MGR with 18 HAA hoppers and sometimes disasters occur in the tunnels at either end of the main yard where there are 2' radius curves. While reviewing and scanning my collection of photographs, I noticed dozens of images of short trains, ideal for the modeller with even the smallest of layouts. Another theme that recurred was various Class 08/09 shunting locomotives on main line freight trips - something that no longer occurs on the British network.

So in this, the first of an occasional series, I have collected together images of these humble shunters on short main line freights. With both Hornby and Bachmann/Graham Farish making excellent models of Class 08s, and the budget priced Dapol O gauge 'Gronk' in development, it is an ideal starter locomotive for anybody wishing to introduce freight traffic to their model railway.



At various stages over the last three decades, Class 08s have worked from Scunthorpe along the Flixborough branch. In 1990, 08 543 winds into Normanby Park yard with a single BDA bogie bolster (produced in OO by Bachmann) carrying steel bars for export via Flixborough Wharf. This branch would make an ideal prototype for the modeller.

PROTOTYPE INSPIRATION

Another Class 08 trip working in King's Lynn, also taken on September 7, 1987. BR blue 08 539 passes the old South Lynn shed with a single Procor PVA curtain-sided van loaded with tinned Campbell's soup. An approximation of this wagon was produced by Hornby and can be obtained second-hand.



Between 1984 and 1987, many of the freight terminals on Tyneside closed. In May 1986, 08 741 leaves Jarrow Yard with a trip to the nearby Tyneside Central Freight Depot (TCFD). Attached are a VDA van and an HEA coal hopper, both produced by Graham Farish/Bachmann and promised in O gauge by Heljan and Dapol respectively. In the background are six SPA steel carriers (produced by Farish in N) delivered from TCFD and loaded with steel plate for the Jarrow shipyards.

SUPPLIERS

Bachmann/Graham Farish

W www.bachmann.co.uk

Dapol

W www.dapol.co.uk

Heljan

W www.heljan.dk

Hornby

W www.hornby.com

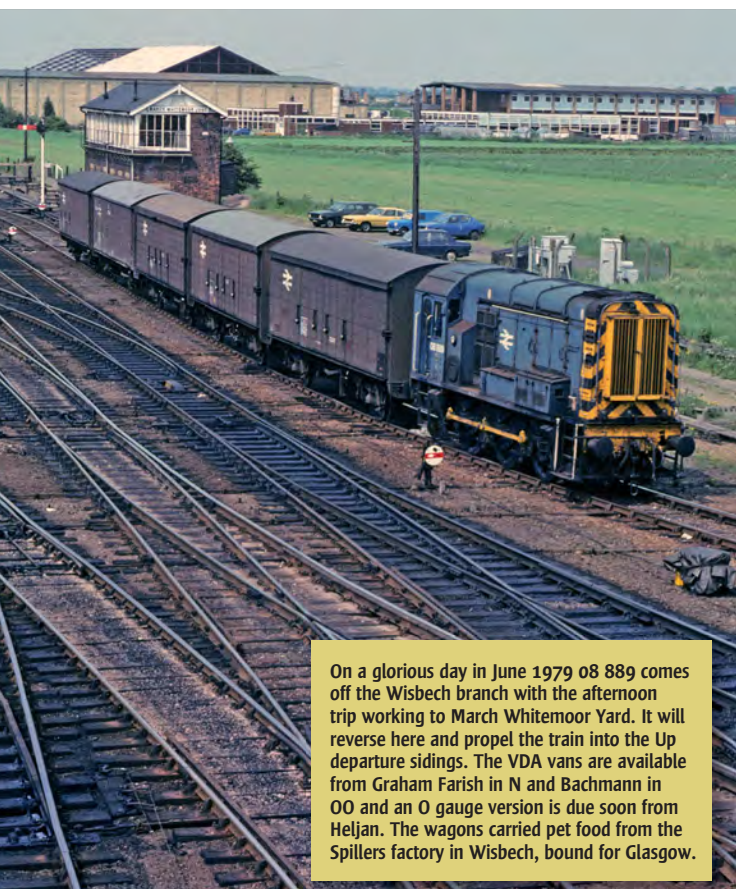
Peco

W www.peco-uk.com





South and west of the extensive Tidal Sidings yard was a complex network of lines in Cardiff docks. In 1988, 08 796 leaves the last siding in the complex. In the background is Penarth, on the other side of the Taff estuary. Behind the 08 is a VGA van and two TTA fuel tanks (produced by Bachmann/Farish in N and OO) from Currans oil terminal deep in the docks. The VGA wagon is loaded with imported timber from Scandinavia.



On a glorious day in June 1979 08 889 comes off the Wisbech branch with the afternoon trip working to March Whitemoor Yard. It will reverse here and propel the train into the Up departure sidings. The VDA vans are available from Graham Farish in N and Bachmann in OO and an O gauge version is due soon from Heljan. The wagons carried pet food from the Spillers factory in Wisbech, bound for Glasgow.



In 1993, 08 664 comes off the Uskmouth branch near Newport with the mighty Llanwern steel plant in the background. The train is an Orb steelworks-East Usk Yard trip loaded with imported steel for the automotive industry. The train is made up of seven BBA bogie steel carriers and a CAP 20t brake van (all produced by Bachmann/Graham Farish). This train could run with as few as two BBAs and a brake van, making it ideal for space-starved modellers.

MEET THE BRM EXPERTS

WHAT THEY'VE BEEN UP TO THIS MONTH



BEN JONES

Exciting times for the layout project - baseboards ordered, just have to build the framework now! The trip to Dortmund gave me ideas for buildings, scenery and presentation, but could have melted the credit card!



RICHARD WILSON

A busy couple of weekends, with not only York show and RMweb Member's day at Taunton, but also two weddings to attend. As always I will enjoy seeing old and new readers at the York racecourse over Easter.




ANDY YORK

Right now I'm in a really mad rush finishing a couple of modules for the RMweb Members' Day at Taunton in two weeks time; why do we always leave things which merit spending some time on until the last minute?



PHIL PARKER

A recent visit to the Foxfield Railway found me in industrial loco heaven. I've built models of at least three of them but I'd like to work my way through the rest. As well as this, I was able to ride the line in the cab of the fabulous *Bellerophon*.



HOWARD SMITH

Spring has sprung and it was time to get the front garden sorted out, but the modelling projects have not slowed down by any means! At last, I've been able to pick up where I left off on the layout. 'Tis the time of year for spraying something too - watch this space!

YOUR BRM

QA

Top advice from our modelling experts



FILLED WITH ORE



What type of wagons do I need to model OO gauge iron ore trains in the BR steam era?

Ben Fleet, Essex

Ben Jones says: In recent years, OO modellers wanting to re-create BR ironstone trains have been well served by Bachmann and Hornby. Both

companies produce versions of the standard BR 27t ore tippler, and Bachmann also offers the 24t ore hopper in both N and OO. Various other types of wagon were used, including several designs of hopper wagon but these are only available as kits from the likes of Parkside Dundas.

However, as you can see in these photographs

DCC OR NOT DCC



I am new to model railways and have subscribed to BRM magazine. I plan to buy a locomotive with

DCC fitted and a DCC controller. My question is can I control a non-DCC model with my DCC controller. I really am a novice and I need information.
Alan Worthington


Richard Wilson says: The short answer is yes, you can, although you probably shouldn't.

Most DCC systems have the capability to drive just one locomotive without a decoder via address 0. It is not, however, recommended as AC supply will eventually damage the motor.

ON THE CURVE



Do you know of a formula that may be used to determine the feasibility of running locomotives around curves? When using flexi track or designing my own track, how do I know that my trains will not derail when traversing the tight curves necessary, due to lack of space. I appreciate that if main line locomotives are used a larger radius curve may be required



whilst a small tank locomotive may successfully negotiate a tighter curve. I have been tasked with designing and building a larger scale layout (gauge 1) but am unsure of the space required to achieve it.

Ray Corbett, by e-mail

Howard Smith says: If you are building a gauge 1 layout, I wouldn't personally use a formula. Trial and error is an underrated technique - a formula is a long-winded way of going about achieving a fairly simple task. I'd advise you to look at track radii of 8' minimum, which would be quite suitable for SanCheng/ Bachmann RTR brass locomotives, increasing by a foot or so for kit-built or live steam examples. Cliff Barker's Gauge 1 track range offers a selection of 'gauge widened' track, enabling



larger locomotives to negotiate curves more easily - you may want contact him to discuss the possibilities. No doubt his expertise in this domain would help you somewhat. See www.cliffbarker.talktalk.net



submitted by **BRM** reader Robin Cullup, you're not limited to using purpose-built ore wagons. Note that the train above consists mainly of BR 16t minerals with several wooden bodied five-plank wagons nearer the locomotive. There do not appear to be any hopper types or BR 27t tipplers.

Note also that the wagons are not loaded

to the top - ironstone being much denser than coal and therefore reaching the weight limit at half full. The locomotive is No. 48356, one of Kettering's long-standing resident 8F 2-8-0s with a train from Cranford on the Kettering-Cambridge line. The ironstone will be taken in the early evening north to feed blast furnaces at Scunthorpe or in the North East.

THE DEAD SPOT



I have a niggling problem regarding a Bachmann 'Crab' and an Ivatt 4MT 2-6-0 (non-DCC). My layout is DCC operated, but these two locomotives will not run over a Peco large radius right hand point (have added a 'frog juicer' to point). The point is 'Electrofrog'. All my other models, both Bachmann and Hornby, run over it without any problems and the two 2-6-0s run over both 'Insulfrog' and 'Electrofrog' on the rest of circuit. I have found with the 'Crab' that if you turn the power right up it will eventually get over this dead spot. it seems the problem is just this one particular point. Have you any ideas please?

J Helsby, Norfolk

Richard Wilson says: From what you describe, this seems like more of a problem with the locomotives than the point if all the other stock runs through without problems. Are the pick-ups on the locomotives clean? They need to be as clean as the wheels themselves. The only other factor which may cause problems is the back-to-back dimensions of the wheels which may cause them to get stuck in the check rails of the Peco point - have you run a gauge through them? Gauges can be obtained from the Double O Gauge Association - please see Peter Ellman's question on the next page.

MORE OF
YOUR
QUESTIONS
OVER THE
PAGE

**ENJOYED THIS ISSUE?
WHY NOT
TRY ANOTHER?**



DOWNLOAD

For more information go to
www.model-railways-live.co.uk/digital

**HAVE YOUR
QUESTIONS
ANSWERED BY
OUR EXPERTS**

IF YOU HAVE A MODELLING
QUESTION YOU WOULD LIKE
ANSWERED, PLEASE EMAIL US AT
brm@warnersgroup.co.uk
AND PUT 'Q&A' IN THE SUBJECT BOX

YOUR BRM QA

BACK TO BACK BASICS



I have read and enjoyed **BRM** magazine and the Right Track DVDs for many years. Your topics are varied and submitted by many model railway experts who have helped myself and many others over the years.

One of your contributors, Nigel Burkin, has written many informative articles and also a number of very good books. In one of his books (*Fine Tuning and Maintaining OO Gauge Models* - 2011) on page 66, it shows a picture of back-to-back gauges. I have the brass hammer shaped gauge which is good for wagons and carriages, but can't seem to buy the block gauge which enables you to check driving wheels with the drive gear in place.

My simple questions to you are:


- 1) Where can I buy this gauge?
- 2) What is the correct part number/description for OO gauge?
- 3) What is the website address for these gauges?

Your help in this matter would be grateful as specialist items like this are very hard to source here in Australia.

Peter Ellman

Phil Parker says: The answer to your question is The Double O Gauge Association. It sells sets of gauges like the one shown for £6 or £3.50 to DOGA members. I suggest that if most of your stock is RTR then purchase the Intermediate standard rather than the finescale. Details of the standards can be found on the association website - www.doubleogauge.com

DOGA has several Australian members too and might be able to help you link up with someone more local. You might also find membership of the British Railway Modellers of Australia (www.brma.asn.au) helpful too as I'm sure many of its members have encountered the same problems.



THE BRM GUIDE TO BUILDING YOUR FIRST LAYOUT PARTS 1, 2 & 3

If you missed any of these



DOWNLOAD

the January, February and March 2014 issues of BRM which included these **FREE** supplements on the construction of a simple model railway layout.

www.model-railways-live.co.uk/digital

FLOWER POWER



How do you model the Buddleia plant, commonly known as the butterfly bush?

They seem to grow at will on railway embankments and station walls
Richard Smith, Uttoxeter, Staffs.

Richard Wilson says: You don't state the scale you are modelling in Richard, but I think the best person to answer your question will be Paul Warburton, whose OO gauge Beeches TMD layout appeared in the April 2010 issue. I'm sure Paul won't mind me quoting directly from his article:



'The two buddleia bushes have received a lot of interest on internet forums, so apologies if this is familiar to you. The base is made from stranded wire; this can be gradually thinned towards the tip of the branches. These sections were then joined at the base with PVA and then hand-painted. Now for the leaves - brace yourself! A suitable green was established on the computer with real buddleia leaves and printed.

Layout Focus Beeches TMD



Old and new on the infilling point at Beeches TMD.



The bridge, modelled from twenty bits, helps to break the layout up into two sections. The very realistic buddleia was painstakingly created by hand as described in Paul's article. It keeps some of Beeches TMD (below).



decoder is not a pretty sight! I may venture to fit another one day but only after having some sound instruction first!

The electrical side of railway modelling is not my strong point. Wiring Peco point motors and making sure all the connections in the 'D' connectors worked was something of a nightmare. A fine soldering iron and some crimps are essential items. It is also worthwhile practicing soldering if this is new territory. I shocked myself when it all worked - eventually!

Where next?
Like a garden, is a layout ever finished? My next priority is to add lighting. At the time of writing the lighting points and Portakabins have lights from Exon's Model. But have to be connected to a transformer. I plan to fit lights to the main buildings and also add some yard lights. The layout is slightly devoid of people at the moment so more figures will help to add human interest. There is also more work to do on the backside at both ends of the layout. I also plan to add to my rolling stock - 31s, 47s, some more EWS models (60s and 66s), DMUs and maybe a 'Dobbi' - perhaps in lard Portakabin livery! Some other stock like an RFTC or MPV or maybe a small bus would also add more interest. Longer 57 hauled 'Pendolines' will have to wait for the next layout!

Beeches TMD, although well established, is very much a work in progress. I hope to show what can be achieved in a restricted space and with a busy job. My philosophy has been to try to get Beeches TMD to look as much like reality as possible within the constraints of the space available. I hope I will always enjoy modelling though and not become too obsessive with details to the extent that it takes away some of the pleasure of such a diverse and absorbing interest.

See more of Beeches TMD in the new book April issue of *Trainline* magazine.

BRM April 2010

Each leaf - several hundred in total - was then hand cut and the tips dipped in PVA and individually stuck to the branches. I will not mention how long it took! Quite a relaxing pursuit though while watching TV! The flower heads were made with pieces of fine sponge carefully snipped into shape with fine scissors. These were then painted and attached with PVA. Some cabbage whites have been added since the photo was taken!



DON'T FORGET

**FOR MORE ON
PAUL'S MODELLING**

including more on the buddleia,
you can find him on

RMweb



NEW MOTORS FOR OLD



I have several assorted (LMS) locomotives that I built from whitmetal kits during the

1970s. They are of the type that were specifically designed to fit ready-to-run chassis of that period (Triang/Hornby). Whilst they look reasonable to me and I have had them re-wheeled (Romford) they do not have the running abilities of current RTR. Is there a specialist out there who could replace the motors for me?

Tony Stanley

Phil Parker says: While I don't know of anyone who offers this particular service, it's worth taking a look at what's involved if you plan to carry out the work.

Simply replacing the motor in an old RTR steam locomotive won't solve the problem. No-one makes a drop-in replacement for a Tri-ang Xo4, so the gears will need to be replaced at the same time. That means finding a gearbox narrow enough to fit through the hole in the cast chassis block popular at the time these models were produced.

This can be done – the photograph right shows a remotored Hornby Percy I built many years ago, with a double reduction gearbox from Branchlines attached to a Mashima motor with a big flywheel. The wheels are from Romford and coupling rods and crossheads from Alan Gibson. It runs as smooth as any locomotive, but the work fitting

this into a plastic chassis was considerable. The same job on a metal chassis will be worse.

One option might be to look at an alternative chassis. Comet Models (www.cometmodels.co.uk) produces a range of replacements that when carefully built should out-perform most RTR models and look better than what you have now. You can re-use your Romford wheels too which saves quite a bit of money.

Before going to all this trouble, it's worth checking over the models. Are the motors and gears lightly oiled? If they appear a bit gungy, try cleaning them with solvent on a cotton bud.

Are the wheels clean? Shine them up with a fibreglass pencil to improve electrical pick-up.

Finally, what sort of controller are you using? A feedback controller for DC or DCC will get the best from even old locomotives.



Guaranteed to dramatically improve the power and overall performance of all of your locomotives

PowerBase

Created by DCCconcepts
To make things work much better!

No more gradient or pulling power problems!

Installing PowerBase is so easy to do that you don't even need to remove the body from your locomotives.

We guarantee that once installed it will at least double locomotive pulling power on gradients and it will also give them remarkable pulling power in all other layout areas.

As a nice added bonus, PowerBase also greatly improves power pickup & reduces track cleaning by at least 75%.

PowerBase is surprisingly economical, very easy to use and requires no special tools or skills to install.

Available now in N and OO scale versions that are also suitable for OO9, HOe, HOM, TT, S, On30, and others...

PowerBase really will transform your loco's performance!



Easy, 100% effective and affordable too!

The powerbase range covers all possible needs and is incredibly affordable. Easy to use and install, with two economical "starter packs", top up packs and special accessory packs available, the average layout and all your locomotives can be fully equipped with PowerBase for less than the cost of ONE sound locomotive!



"With and Without"...

An OO scale Bachmann "City" on a 1 in 30. from a struggle with 4 to an effortless climb with 8 Mk1 coaches After installation of PowerBase.



DCCconcepts Pty Ltd, 3/13 Lionel Street, Naval Base, WA 6165 Australia

DCCconcepts products including the PowerBase range are sold and distributed to model railway retailers in the United Kingdom by Gaugemaster Controls Ltd, Ford Road, Arundel, West Sussex. Phone: +44 (0) 1903 884 488 Fax: + 44 (0) 1903 884 377 ...or by email via www.gaugemaster.com

DCCconcepts welcomes trade enquires from dealers across Australia and around the world www.dccconcepts.com * sales@dccconcepts.com ph: + 61 8 9437 2470 (GMT + 8hrs)

Share your layout, projects and opinions with other **BRM** readers...

THIS MONTH'S **STAR LETTER**



HIGHLAND HICCUPS

Having connections with the West Highland in the '80s, I was interested by Andy Peters' Glen Roy layout in the April **BRM**. Could I make a few simple observations though?

1)- In the 1970s/'80s, West Highland buildings were not light blue and cream. Indeed, contrary to popular belief, such colours have always been rare in Scotland. In steam days, most ex-LNER buildings in Scotland were dark blue and cream. There were a few stations in blue and white but mainly on the east coast. Generally, Scottish buildings had the woodwork in cream and dark red-brown.

During the period portrayed, West Highland buildings were repainted a two-tone green scheme which came in for much criticism but was in fact the original West Highland Railway's colours. In the late-1990s, the lighter green was replaced by cream.

2)- The bus portrayed may well have been there but alas not in MacBraynes' livery. When the Coast Lines group went into liquidation in the late-1960s, (David MacBraynes (1928)

was a joint venture between Coast Lines and the LMS Railway), it was decided to transfer MacBraynes in the 1968 Transport Act to the newly formed Scottish Transport Group (The other shareholder now being British Rail) and amalgamate it with The Caledonian Steam Packet company to form 'Caledonian MacBrayne'. MacBraynes buses were transferred to the Scottish Bus Group and integrated with Highland Omnibuses. MacBraynes lorries were transferred to MacBraynes Road Transport Services.

The bus shown here, which would be a Willowbrook-bodied AEC Reliance, would, by the 1980s have been repainted in the Peacock Blue/Poppy Red livery adopted by Highland in 1971 but by then it would have been more likely a Ford R1114 or Leyland Leopard with Alexander 'Y' type body.

3)- I was puzzled by the comments about a policeman in photograph 2 at the bottom of page 45. Given that the last Scottish policeman (City of Glasgow) hung his helmet up in January 1953, I doubt if one would have been seen in the 1980s! Indeed, many Scottish County Constabularies never wore the helmet, until

about 1908 they wore the (Army) Officer's pattern forage cap, something like a pillbox with a little peak at the front. In 1908 they adopted the 'German' or peaked cap. In 1938 Scottish Police adopted the 'Sillitoe Tartan' (Google it!) band as standard, this having been adopted by Glasgow in 1932 and named after Sir Percy Sillitoe, the then Chief Constable. There is evidence that some Highland forces adopted it earlier 'to prevent its officers from being mistaken for gas men or tram inspectors.'

No Scottish Policeman ever wore a helmet and a collar/tie. Which brings me to the shirt. I think by the 1980s the wearing of pale blue shirts was a thing of the past everywhere in Britain, with the first force to change to white Renfrew and Bute Constabulary in 1974 and all other Scottish Forces had done likewise by the 1980s. As a point of interest, Strathclyde were the first in Britain to abandon the shirt for patrol work in favour of a black T-shirt and fleece.

Jane Moss by email

**STAR
LETTER**

LETTERS

AIMREC – VERY MUCH ON TRACK

With reference to Nigel Watson's email in your May edition, regarding the Ashford International Model Railway Excellence Centre (AIMREC) project. The trustees feel that this was not premature; in fact this should have happened 25 years ago, remembering that every journey has to start with the first step.

We would like to confirm that AIMREC is not a museum but will be a fully working model railway visitor centre. It will contain learning and multi-media information presentations along with working model railway layouts depicting some of these presentations. The layouts, old and new, will be operated automatically, triggered by movement sensors where possible to help minimise wear and tear when there are no spectators. At specific times certain layouts will be operated in full exhibition mode by our dedicated trained staff, these times will be advertised through the press and on our website.

We anticipate that the centre will require 20 full-time staff, 10 part-time staff and four apprentices, plus support by volunteers during the busy periods, similar to the way in which the National Trust operates.

There will also be a separate professional building team located off-site to construct the three purpose-built layouts for the centre. From day one, the space for these in the centre will be filled with similar layouts while the new exhibits are under construction.

We can now announce that contracts have been exchanged for the purchase of the site, with a purchase completion date of February 2015; bearing in mind that this is a new build we estimate the centre will open in the autumn of 2016. We would like to thank everyone who has become a Friend of AIMREC for their generous donations, enabling us to reach this first goal.

We have been approached by a TV company who wish to make several documentaries about the people, their backgrounds and their layouts, culminating in the design, building and opening of AIMREC. This is an exciting opportunity to give a good account of the hobby of model railways.

The trustees listed below are currently negotiating with several funding streams to help complete the project. We anticipate a foot-fall of 100,000 visitors in the first year, rising to 400,000 in year five.

Readers who have not yet become a Friend of AIMREC can still do so via our website (www.aimrec.co.uk) or completing the form in one of our leaflets, available by post from: *The Estate Office, Dacliffe Industrial Estate, Appledore Road, Woodchurch, Ashford, Kent TN26 3TG*, or at our stand at one of the model railway shows. Your help is required; we still need to raise funds to cover the cost of surveys, planning and legal fees.

The Trustees consist of:

**The Hon. Sir William McAlpine BT, Philip Christensen, Roger Daltrey CBE
Dr Pete Waterman OBE DL, Jools Holland OBE DL
plus the steering committee made up by seven other trustees.**

Cliff Parsons, AIMREC committee



facebook

Question of the Month

We asked **BRM's** Facebook community what they thought about a topical subject. Here's what they said:

Following the success of Ixion's 0 gauge industrials and Hornby's Sentinel diesel, is there enough demand for another good quality industrial steam locomotive in 00 gauge? And which type do you want?

Frank Collins Andrew Barclay 0-4-0 or 0-6-0 ST

Callum Willcox Yes! Love industrials! A 00 Gauge RSH 0-6-0st like 'Moorbarrow' would be at the top of my list!

Ian Fielden Given that most layouts are small I would say there would be great demand for the unsung heroes and industrial locos fit the bill. If its made poeple will buy them and they would be insparational in creating new layouts.

Jim Straker One of the standard gauge Manning Wardles.

Bob Shepherd Of course there is! The Hornby International Sharp Stewart 0-6-0 is crying out for conversion (it's HO) with a new body to 00 scale. That would be an easy win for Hornby as the tooling is there already. Whatever the case there are so many variations in Industrial locos you could start with anyone - Andrew Barclay, RSH, Peckett, Hunslet, Vulcan - doesn't matter. The scope is enormous.

John Spencer Yes, *Captain Baxter* of the Bluebell Railway.

Jack Peake Any 0-6-0 type would be very popular I believe, for all modellers!

Amy Chris Adams Go for a more common type like a Barclay or a Peckett.

twitter
Follow us
@BRMmagazine or
find and like us on
Facebook!

DON'T FORGET

WRITE TO
Readers' Letters,
BRM, The Maltings,
West Street, Bourne PE10 9PH
OR EMAIL
brm@warnersgroup.co.uk and
title your email *Readers' Letters*

YOUR
BRM

READERS'

Here's your chance to have your layout or latest project highlighted in the pages of **BRM** for all our readers to enjoy. Send your photos and text to the address below. We look forward to receiving them!

MAIN LINE METAMORPHOSIS

STAR
LAYOUT



The layout is based on the London end of the East Coast Main Line, set in the period 1960 to 1970. This gives me plenty of scope to run steam and diesels into the corporate blue pre-TOPS era. The names King's Cross and Finsbury Park have been altered to fit in with the scene. Other names used on the BR section, with one exception, have connections with the Hertford Loop. Currently there are six BR stations and two Underground stations. An operating running sequence is used which covers 440 movements in total to go

through a daily service including light engine movements. The express trains are in formations of seven to nine coaches including 'The



LAYOUTS



Flying Scotsman', 'The Aberdonian', 'The Anglo-Scottish Car Carrier', 'The Tees-Tyne Pullman', 'The Yorkshire Pullman', 'The Hull Pullman' and more. Suburban services are in four or five coach sets except for the eight coach 'quad-art' sets. There is also an intensive DMU service plus parcels and freight. Recently, laser-cut buildings have been added, including the west side of King's Cross station, Finsbury Park diesel depot and the signal box from King's Cross.



MORE OF
YOUR LAYOUTS
OVER THE
PAGE

YOUR BRM READERS' LAYOUTS



FEATURE PACKED

My layout is not based on any particular place, I just wanted it to be as interesting as I could make it, so I put in a canal, river, harbour, tunnels, roads and, of course, railways.

The overall size is 17' x 11' with a central space for operating the trains of around 8' x 4'.

It has taken me about five years to complete, mainly done in the winter months.

Thomas Ashforth, Poole, Dorset.



MADE IN HASTIE



Here are several pictures of my 'work in progress' where I have attempted to get in as much running track as possible on a 9' x 5' base board. It is modelled in OO gauge and is run using DCC. All of the buildings are made from Metcalfe card kits, and the locomotives and rolling stock are all Bachmann Branchline. Vehicles and people I tend to pick up

at local exhibitions and model shops.

I have always been interested in steam railways and as a lad in the early '50s did a lot of train spotting, and now work as a volunteer on the GCR. I have gradually been building this layout over the last ten years, mainly in the winter and plan to add a canal basin and wharf.

David Hastie

A CORNISH RAILWAY



Some of us have tight budgets, kids and a job, so may lack the time and money we would like to spend on a hobby. This may put some off from taking the hobby up – I hope this will inspire some who love trains but don't have time or don't want to get involved in clubs and the exhibition circuit – just a nice, relaxing hobby in their own homes.

Let me explain where it all started and how my first layout grew over the last five years or so. I collected bits and bobs well before I commenced building – the odd £5 or £10 a month on flexi-track – it doesn't take long to get enough if you plan in advance and are waiting for a baby and decorating your home. You collect as there's no

time for anything else apart from a brief time to get the baseboards together and lay the track before total bedlam.

I do admire model makers who research and produce a detailed copy of the real thing – I don't have the time and it limits what you can run. I didn't look over plans and books – I knew what I wanted in my mind and the rest evolved from there.

There are still bits I would like to add in as I go along to enhance the look and feel of the layout. I also need to get my signals wired up and working and maybe a branch line for my DMU to run on – who knows.

D Smith, Kettering, Northants

THE WOODS: LAYOUT IN A PICNIC BASKET



A passing comment that all OO9 layouts involved quarries, quays or light railways running through pretty villages set me thinking. I decided to prove them wrong!

For the baseboard I made a sandwich (it was a hamper after all!). Two pieces of insulating polystyrene were stuck together with Instant Nails, then came a layer of birch plywood (1/16") to make a firm base for the track pins and finished off with an Auhagen mat. The OO9 track was then laid with 6" curves after checking that the Roco steam locomotive called *Betty* (bought on eBay) could cope. The bears and their food (including the contents of the Parkside Dundas wagons) were from doll's house websites. I added trees and made bushes and hedges from pan scrubs. To secure the bears to the baseboard, small pieces of 1mm brass wire were glued into their feet or bottoms.

Lyn Owers, Shanklin, Isle of Wight



DON'T FORGET WRITE TO

**Readers' Layouts,
BRM, The Maltings,
West Street, Bourne
PE10 9PH**

OR EMAIL

**brm@warnersgroup.co.uk
and title your email
Readers Layouts**




DCC CONCEPTS POINT CONTROL

Howard Smith tests DCC Concepts' products for layout point control.

Controlling a layout has never been as easy as it is today – the sheer variety of different methods on the market to operate your model has never been better. The same can be said for their quality – dodgy components and cheap looking parts tend to be a thing of the past. But with such a multitude of products to choose from, where on earth do you start?

I'm not going to try and influence your decision in this article, merely test one of the more modern methods of switching points using products from DCC Concepts, kindly supplied by Gaugemaster. Yes, there are other methods out there, but never having used DCC Concepts' system before, curiosity got the better of me! **BRM**




CREATING THE FROG GAP

Don't forget to cut the wires underneath the Peco point that join the frog to both rails! This must be isolated as we are now switching the frog polarity via the point motor.

All of the accessories were duly applied and the lever as a whole was sprayed gloss black with a can of multi-purpose DIY paint. The top of the ribs were polished with a little wet and dry and the lever soon looked a little less 'plasticky'. Once mounted to a makeshift plinth along with point and motor, it was time to test!

HOW I WIRED IT



Luckily the motors and switch are provided with quality instructions, so wiring isn't too much of a problem, but just in case you are unsure, here's how I wired mine: Blue wire from rail one to pin 2 of motor. Red wire from rail two to pin 3 of motor. White wire from point frog to pin 4 of motor. Black wire from switch to pin 1 of motor. Grey wire from switch to pin 8 of motor. Red (pin 1 on switch) and blue (pin 6 on switch) to power positive (7-12 V DC). Green (pin 2 on switch) and Orange (pin 5 on switch) to power negative (7-12 V DC).

COBALT-S LEVER



The Cobalt-S lever can be considered as three different switches in one unit. It can be used for momentary switches such as solenoid point motors, ON-ON applications or for 'double-pole double-throw' switches. As such, it is one of the most versatile switches ever made – specifically designed for use in a model railway environment. The way that the lever closely mimics its real mechanical counterpart is an added bonus.

The inside of a Cobalt-S lever. All contacts are solid brass. A plug to the rear of the lever and wire harness ensures that all wiring to the control panel is as tidy as can be. Cobalt-S levers are also available in six and 12 packs for those who have larger layouts.

Inside the lever packaging along with a spacer for people with large fingers, three fixing screws, a nine-wire harness and a connection PCB, are a series of etched brass lever plates numbered from one to six and two radial metal castings to affix to the top of each lever for a more realistic look.



...it makes the task of layout operation so much more enjoyable!

CONCLUSION

What to make of such a system then? Well, the motor functions as it should – it is fairly quiet, and its design (top or side mount) makes it equally useful for operating signals as points. It did operate a little slowly at 9V though, so I'd suggest putting the full 12V through them and for each Peco point you use, removing the over-centre spring from under the tie-bar cover.

As for the lever, operating such a device just seems more tactile and 'hands-on' than an ordinary standard small micro switch. Clearly there have to be some compromises in scale for it to work, but once overlooked, it makes the task of layout operation so much more enjoyable!

WHAT'S NEW?

6 THINGS YOU NEED TO KNOW ABOUT THE...

Hornby has released the first images of its forthcoming OO gauge LNER/BR J15. The tiny 0-6-0 is only at the initial engineering prototype stage, and will be subject to various alterations and corrections before production starts later this year, but here's what we know so far.


Built by the Great Eastern Railway in 27 batches between 1883 and 1913, with 43 seeing service in mainland Europe during World War I. The 259 locomotives were used for goods and passenger work, mainly in East Anglia.

Delivery is expected in late-2014/early-2015, with three versions confirmed:

- R3230 No. 7562 in LNER plain black
- R3231 No. 65431 in BR plain black with early emblem
- R3232 No. 65476 in BR plain black with late crest

Recommended retail price (RRP) is £109.99.

W www.hornby.com



**EXCLUSIVE
BRM READER OFFER!**

BOOK NOW FOR 50% OFF RMweb LIVE TICKETS!

For two weeks only, we're offering you the chance to book half price advance tickets for our exciting new RMweb Live event!

Instead of the 'on the door' price of £11.00 per adult, you'll be able to get in for just £5.50* by booking online from before 9.00am on May 22nd, leaving you even more money to spend on models and accessories!

At the Ricoh Arena, Coventry on September 13/14, it's based around six

RMwebLIVE
RAILWAY MODELLING
EXHIBITION
RICOH ARENA, COVENTRY

'zones' covering technology, painting, scenery, electrics, modelling skills and trackwork. As well as expert demonstrations, there will be around 25 quality layouts, specialist trade support and a theatre featuring talks

by expert modellers hosted by Steve Lamacq from BBC 6 Music. For more see www.model-railways-live.co.uk.

*PLEASE NOTE: Offer runs from May 8th to 9.00am on May 22nd, 2014 and can only be booked via www.model-railways-live.co.uk. Offer cannot be used in conjunction with any other discounts. Advance ticket holders also gain early entry and a free showguide. *Child rate as part of this offer is £2.50 (up to 16 years)*




All the latest new products and events happening in the world of railway modelling...

GET IN TOUCH

If you have a new product that you would like featured, send it to Howard Smith via email: howards@warnersgroup.co.uk



HORNBY J15



- 1 Production models will have a metal boiler to add weight.
- 2 Choice of LNER and BR smokebox doors to be revealed
- 3 Motor and gearbox in boiler/firebox. This is an unpowered engineering prototype.
- 4 Original style cab for GER/LNER version.
- 5 Post-1926 tender with higher coal bunker sides.
- 6 Decoder socket likely to be located in the tender.

DAPOL'S GREAT NEW 'GRID'



Recently released are the latest versions of the Class 56 diesel in N gauge. The major change from earlier batches is the revised cab design representing the second batch from 56031 onwards, built by BREL at Doncaster in the 1980s. The models are priced £128.79 each and are available in BR blue, large logo blue, Railfreight Construction sector grey, EW&S red/gold and Colas Rail Freight liveries.

www.dapol.co.uk

**WHAT'S
NEW?**

HORNBY'S OLYMPIC 'JAVELIN'



Hornby has recently released a new train pack featuring one of the Class 395 'Javelin' EMUs named in 2009 after leading Olympians of our time. Southeastern's 395 004 *Sir Chris Hoy* features an unusual 'signature' style of vinyl nameplate and the train pack consists of a pair of driving cars with two intermediate trailers and is priced at £164.99. www.hornby.com



KEY INFORMATION

Venue

► Railex 2014, Stoke Mandeville Stadium, Stadium Approach, Aylesbury, Buckinghamshire HP21 9PP

Opening times

► Saturday 24th May 10.30-17.30
► Sunday 25th May 10.00-17.00

Prices

► Adults £8.00 ► Child £5.00
On Sunday, two children can be admitted free with a paying adult.

RAILEX 2014 PREVIEW

The late May Bank Holiday weekend of 24th/25th May, 2014 sees Risborough and District Model Railway Club present its 10th annual Railex Model Railway exhibition at Stoke Mandeville in Aylesbury. Railex is now firmly established as one of the premier exhibitions in the country and this year's show promises the traditional combination of top quality layouts and almost 50 specialist traders.

Guest layouts will include Bath Green Park, Factory Lane Sidings, Gweek North Quay, Dewsbury Midland and Luton & District MRC's 'Great Train Robbery' diorama, as featured in February issue of **BRM**.

A fully updated website www.railex.org.uk lists everything about the show including exhibits, traders, parking, plus the free vintage bus to/from Aylesbury station on both days; linking in with Chiltern Railways services from London Marylebone and Princes Risborough.



2014 BRM PROJECT LAYOUT!

INTRODUCING STOKESAY...



Stokesay's baseboards fully assembled for the first time at Telford Railway Modellers Group's HQ. TRMG members assembled behind (from left to right) are: John Waite; Peter Smith; Les Allen; Steve Bennett; Nick Simons and Gordon Roden (Chairman). We'll follow their progress as Stokesay becomes a reality over the coming months.

Following the success of our Black Country Blues layout project in 2012/13, **BRM** and Telford Railway Modellers Group have now embarked on an exciting new joint project.

TRMG submitted the successful bid in our recent competition to win a part-completed N gauge exhibition layout and will document the restoration,

construction and operation of the layout – now named Stokesay – as it progresses over the coming months.

Roughly based on Craven Arms on the Shrewsbury-Hereford-Newport 'Welsh Marches' route in the 1980s, it will eventually feature a wide range of prototypical BR blue era trains, from diesel railcars to heavy steel trains and Class 25s on Crewe-Cardiff trains.

You'll be able to follow the progress of the Stokesay project in regular **BRM** planning and construction articles and through a dedicated blog on RMweb, and you'll be able to see it in action at **BRM** events around the country throughout 2014/15.

If you'd like to join TRMG or know more about the group, email: info@trmg.org.uk

BACHMANN'S ANNIVERSARY PACKAGE

To celebrate its 25th anniversary, Bachmann has produced a limited edition collector's set in OO gauge containing two appropriate locomotives; BR blue 47 164 in Stratford-applied Queen's Silver Jubilee livery from 1977 with large bodyside Union flag, together with BR green ex-LMS 'Jubilee' Class, No. 45552 *Silver Jubilee*. A numbered certificate is also supplied and the set is priced £249.95.

W www.bachmann.co.uk



RAPIDO'S 3-D SCAN PARTY

On 24th June, Rapido Trains and Locomotion Models are holding a very special party to announce their eagerly awaited joint project to the public.

Taking place at Locomotion in Shildon, the event will reveal the identity of the new model and undertake a 3-D scan of the NRM prototype to ensure that the model has the correct shape. Rapido's first British model is expected to feature

the company's trademark level of accuracy and an 'insane' amount of detail.

The cost for this event is £10 per person. Children 13 and under go free. Please RSVP by June 17th to ensure your place. For more information or to RSVP, please contact: **Pamela Porter, Events Officer, Locomotion: The NRM at Shildon, T: 01388 771445 or email: pam.porter@nrm.org.uk**

At the 3-D Scan Railway Party, you will:

- ▶ see the 3-D scan of the secret new model in progress
- ▶ receive guided tours of vehicles not normally open to the public
- ▶ enjoy a delicious lunch
- ▶ meet Jason and Bill from Rapido as well as the Locomotion team
- ▶ learn about how the newest model trains are designed and built
- ▶ see displays of Rapido and Locomotion models
- ▶ receive a goody bag including exclusive badges and other fun stuff
- ▶ enjoy a great day out at a fabulous railway museum!

NEWS IN BRIEF



▶ CHOCOLATE MILK

The Tutbury Jinny has commissioned Dapol to produce an exclusive run of 200 six-wheel milk tanks in the livery of confectionery giant Nestlé's (© Produits Nestlé SA), which were used to convey milk from the Midlands to London and cream to Cumbria. The models are priced at £17.50 each + £2.80 UK P&P for one or two wagons.

T 01283 814777

A 9 Tutbury Mill Mews, Lower High Street, Tutbury, NR Burton-upon-Trent, Staffordshire DE13 9LU

▶ THEY'VE GOT THE POWER

New to the Sankey Scenics range of printed signage packs are early Motive Power depot and goods yard signs. Priced at £2.99 a pack, the signage for MPDs and Goods Yards can even be used into the British Railways period. The set includes some unusual signage together with roster boards to add that extra level of detail.

W www.sankeyscenics.co.uk

A Sankey Scenics, 16 Norbreck Close, Great Sankey, Warrington, Cheshire WA5 2SX

T 07565 892 209

▶ DEMOLITION DERBY

Ancorton Models has produced a ruined house kit for 4mm:1ft scale (OOFH2). As another laser-cut item in its range, complete with assembly instructions, it builds into quite a detailed finished model. A staircase, warning signs, old furniture and plenty of laser-cut rubble and fallen rafters are all included. With a footprint of 39mm (w) x 34mm (l), the kit is priced at £22.00. Another useful little kit is a cattle grid, also to 4mm scale, and priced at £5.99.

E petekitchin@hotmail.com

T 07570 493 387



WHAT'S NEW?

DESIGN UPDATE:

HELJAN FOR 2015

WHAT'S PLANNED

LNER 02 2-8-0

Version 1 - 02/3 with high running plate and 'stepped' LNER tender

- ▶ 3910 - LNER black No. 3965
- ▶ 3911 - Early BRITISH RAILWAYS black No. 63954
- ▶ 3912 - BR black No. 63948 with early emblem
- ▶ 3913 - BR black No. 63952 with late crest

Version 2 - 02/4 with high running plate and 'flush' LNER tender

- ▶ 3920 - LNER black No. 3962
- ▶ 3921 - BR black No. 63983 with early emblem
- ▶ 3922 - BR black No. 63975 with late crest
- ▶ 3923 - BR black No. 63982 with late crest

Class 05 - Proposed Range

Type A

- ▶ 2500 - D2574 in BR green
- ▶ 2501 - D2578 (as preserved) in BR green with wasp stripes
- ▶ 2502 - D2581 in BR green with wasp stripes
- ▶ 2503 - *Cider Queen* as in industrial use

Type B

- ▶ 2520 - D2592 in BR green with wasp stripes
- ▶ 2521 - D2600 in BR green with wasp stripes
- ▶ 2522 - D2595 (as preserved) in BR blue with wasp stripes
- ▶ 2523 - DEPARTMENTAL No.88 in BR green with wasp stripes

Heljan has released the first computer aided design (CAD) images of three exciting new OO gauge models in development for release in 2015. The LNER Class 02 heavy mineral 2-8-0, GWR 1366


0-6-0PT and Hunslet Class 05 diesel shunter have all been announced for some months, but this is the first chance we've had to see how they will look.

Heljan has also added two further O gauge modern wagons to its programme. The Cargowaggon

IWA/IWB bogie ferry van and IGA bogie flat wagon have both been produced in OO gauge for some years, but will now be offered in 7mm scale too. Ideal for use with the forthcoming Class 60, the models are expected to have an RRP of £189.00 each.

GWR 1366 0-6-0PT

PRICE: TBC

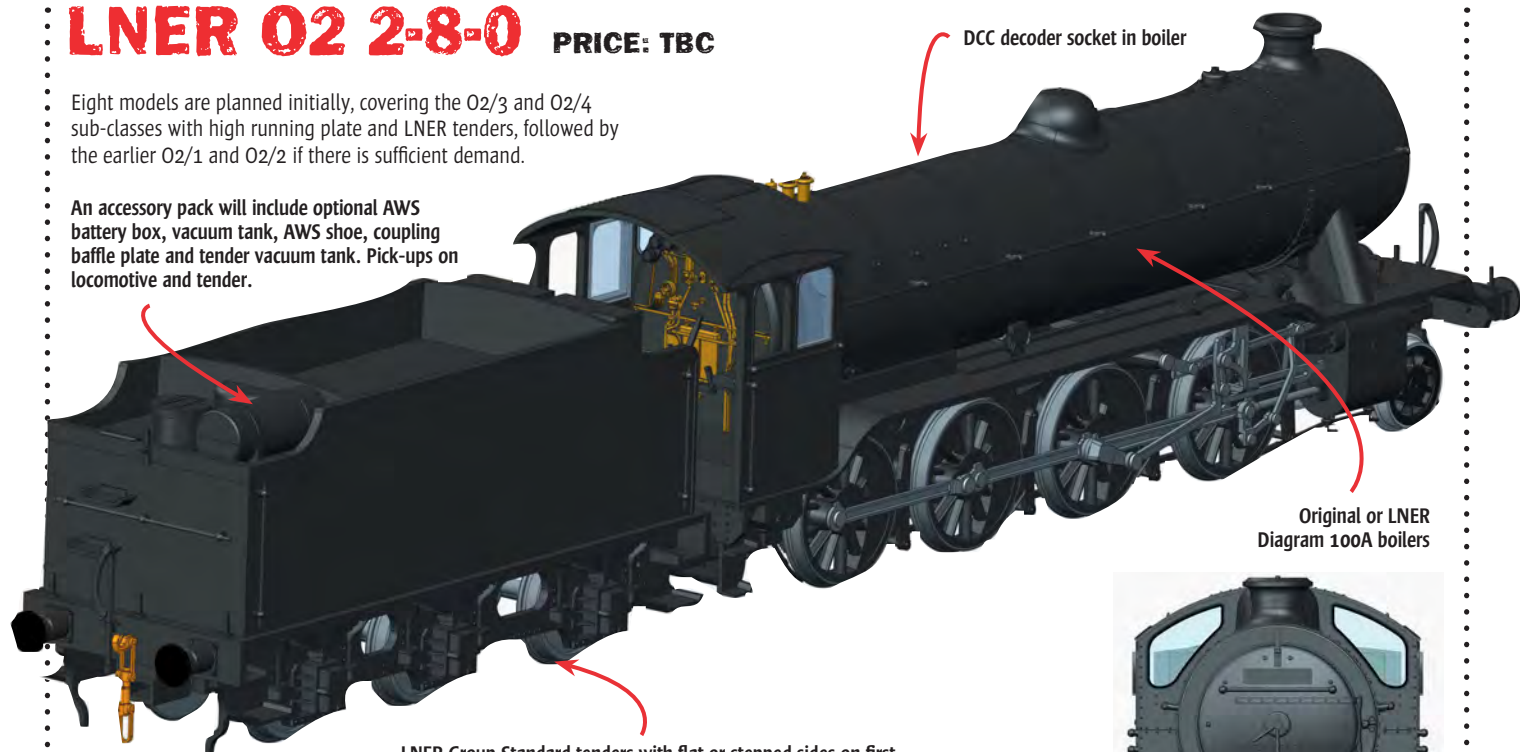


LNER O2 2-8-0

PRICE: TBC

Eight models are planned initially, covering the O2/3 and O2/4 sub-classes with high running plate and LNER tenders, followed by the earlier O2/1 and O2/2 if there is sufficient demand.

An accessory pack will include optional AWS battery box, vacuum tank, AWS shoe, coupling baffle plate and tender vacuum tank. Pick-ups on locomotive and tender.



LNER Group Standard tenders with flat or stepped sides on first batch, with GNR and Robinson tenders for O2/1 and O2/2 later.



Speaker chamber in in tender

LNER side-window cab. GNR style cab version to follow later.

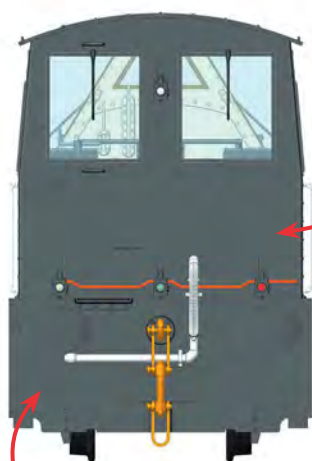


High or low running plate options, according to sub-class and locomotive number.

HUNSLET CLASS 05 0-6-0DM


PRICE: TBC

Eight versions planned covering the later batch (D2574-D2618) built by Hunslet for BR.



Type A cab

Two alternative cab designs for SCR/ER locomotives



Two types (A & B) will be offered reflecting the detail differences within the batch

BACK IN BLACK: HORNBY L1

Tony Wright
looks at the
latest version of
this superb LNER
tank locomotive.

I gave this outstanding model a full review in December 2010 BRM when it first appeared late in 2010. Over the last few years several versions have appeared, covering just about every variation. These have included original as-built in LNER apple green through to the contract-built locomotives with their open front foot plating and plate steps. Outstanding attention to detail has included, as


appropriate, open front steps, Westinghouse pump, 'limousine' cab doors (to obviate draughts), destination board brackets and the plate covering the top of the firebox. Thus, as far as I can tell, just about every variation has been covered by the numerous models.

This latest one represents No. 67777, built by Robert Stephenson & Hawthorns in January 1950. It's provided with a cover plate on the firebox (a feature of the North British-built L1s), but these boilers were moved around during shoppings. No. 67777 received a boiler with one between April 1954

and September 1955, which makes this model exactly right for this period – shedded at 51A (Darlington) and carrying the early style of BR emblem. Correctly, the limousine cab doors are not fitted, for these came later. There is a splendid photograph on the back of the model's packaging displaying all the characteristics mentioned – except the real locomotive is filthy and shows signs of a heavy shunt at the front. There's also a potted history of the class in general and a specific one for No. 67777, the only fault being that, though it's stated

FACT FILE

- ▶ **MANUFACTURER** Hornby
- ▶ **MODEL** R3190 BR early emblem lined black L1 2-6-4T No. 67777
- ▶ **SCALE** 1:76 scale, 16.5mm, OO gauge
- ▶ **PRICE** £118.99
- ▶ **WORDS & PHOTOGRAPHY** Tony Wright



The BR numerals are of the correct size on this model.



This particular model features a cover plate on the firebox, originally a feature of the North British builds.

correctly it was withdrawn from Ardsley at the end of 1962, by the early 1960s the code for that depot was 56B, not 37A.

Everything I've stated about this model previously can be repeated. It really is exceptional – the only thing missing being the tiny conduit on the right-hand side of the smokebox and the step below the buffer on the left-hand side at the rear. The cab ventilators move, two cinder guards are fitted to the cabsides both sides (for forward and backward running) and all the electric lighting equipment is displayed. Buffers are sprung, and the cab detail, though almost invisible, is incredible. The list goes on and on!

The differences in finish between this model and what has gone before are worth highlighting. The rendition of the lining is subtly different from the original BR black version of over three years ago. The boiler

bands are less uniform in their red/red application and the red lining band on tankside/bunkerside/footplate is much less prominent. Indeed, it only shows up in my photographs. However, the bunkerside numbers are now the correct size, the earlier ones were a bit small.

The chassis is slightly different too, inasmuch as the return crank on this model leans the wrong way (backwards) both sides. When I tried to run it, it was very jerky, mainly because the motion resulted in a bit of (almost)

locking up. I undid the bolts holding the cranks and moved them to the correct position, re-tightening as necessary. The result - much better running, though running-in will improve matters further. The illustration of the model on the packaging has the crank position wrong, but I don't know if earlier pictures did the same. Certainly, I cannot recall having to alter the cranks on the earlier models. All the above, livery and chassis differences indicates that a different factory is now being used.

There are the usual extra bits and

pieces for the user to fit. As usual, these didn't fit and holes for cylinder drain cocks and bufferbeam standpipes had to be enlarged. The brake rigging is a real fight to fit as well and I had visions of damage being caused through excessive pliers force.

So, do look out for those odd-fitting cranks (though other examples might work perfectly) and take care when adding the extras. All that said, this is still an absolutely outstanding model. Yes, the price has gone up but it still has all the 'bells and whistles'. In a way, does it represent the end of an era with regard to all that detail at a reasonable price? Thoroughly recommended. **BRM**

...an absolutely outstanding model. The price has gone up but it still has all the 'bells and whistles'.



BACHMANN PCA CE

OO
GAUGE

There has been no shortage of ready-to-run cement wagons over the years, from the Airfix 'Presflo' kit to Lima's PCA and PDA 'karate chop' tanks, now produced by Hornby and Bachmann's superb JPA bogie tanks. Added to that list now is another Bachmann wagon that complements existing products and allows modellers to assemble more realistic block cement trains.

Mainly used in block trains radiating from the main BCC plants at Hope in Derbyshire, Oxwellmains near Dunbar, Westbury, Eastgate in North Yorkshire and Northfleet in Kent, the wagons could be seen almost anywhere between Cornwall and Inverness. Operations in 2014 are more limited, but the Metalair PCAs form the majority of the Lafarge/BCC's remaining two-axle cement tank fleet, now owned and operated by Freightliner Heavy Haul.

components for the air discharge system. Also impressive is the chassis itself with crisply moulded suspension units, separate handbrake wheels, metal buffers and protective wheel guards at the outer ends.

Adorning the tank is a set of access

ladders and walkways allowing staff to reach the two loading hatches on the top of the tank - sticklers for detail will probably replace them with finer etched metal steps and walkways. The hatches are good too, featuring a separate lid and tiny catches and handles.

Details such as the correct wagon number typeface and hand-painted data panels are part of the character of such wagons.

Introduced by Blue Circle Cement in 1984/85, the 'Metalair' PCAs were built to replace obsolete vacuum-braked 'Presflo' and 'Cemflo' hoppers. More than 180 were built in four batches by Powell Duffryn and Procor, in co-operation with powder tank specialist Metalair. They differed from earlier PCAs in having a straight, rather than depressed centre tank and had a payload of 38.1 tonnes.

Three versions have been produced, one with large Blue Circle Cement branding on the tank sides and two of the more common plain grey wagons with much smaller identification on a yellow panel just above the underframe, one being lightly weathered.

Starting from the ground up, the underframe is intricately detailed with separately fitted pipework and



THIS CHARMING VAN

FACT FILE

MANUFACTURER Bachmann
SCALE/GAUGE 1:76 scale, 16.5mm, OO gauge
MODEL BR bauxite (ex-LNER) 10t fish van E183845 (38-577)
PRICE £10.95
WORDS Ben Jones
PHOTOGRAPHS Brett Caines



MENT TANKS

Although at first glance the PCAs are a simple plain grey, there's more to the decoration the closer you look. Close attention has been paid to getting the right typefaces and weights of lettering for the operating instructions and data panels. Also worthy of close inspection

are the yellow ownership stickers, Metalair badges and repair panels. The weathered model is a subtly different shade of grey, hinting at a layer of cement dust over the darker grey paint.

This PCA is another fine addition to Bachmann's air-braked freight fleet.

A couple could appear in a Speedlink or EWS Enterprise train, but a block train of 15-20 wagons behind a Railfreight Construction sector Class 37 or 60, a pair of BR blue Class 31s or a Class 66 will be an impressive addition to any layout set from the mid-1980s onwards. **BRM**

FACT FILE

MANUFACTURER Bachmann
SCALE/GAUGE 1:76 scale, 16.5mm OO gauge
MODEL Blue Circle Cement grey PCA 'Metalair' cement tank (pristine) BCC11137 (38-651), Blue Circle Cement PCA 'Metalair' cement tank, weathered grey BCC11038 (38-652)
PRICE £14.15 (£15.65 weathered)
WORDS Ben Jones
PHOTOGRAPHY Brett Caines

See page 98 for more on cement tanks



OO GAUGE

To the untrained eye, one steam era van may look much like another. But take a closer look at a goods train of the period and you'll see an endless variety in shape, design and detail that makes them a fascinating subject for modellers. We're not short of covered vans in OO gauge today, thanks to the efforts of Bachmann, Hornby and Dapol, but the former has released yet another important variation on its LNER standard 10ft wheelbase van theme.

In late-2010, the first examples of these superb vehicles appeared, giving LNER/ER/NER modellers the 12t ventilated and 'Fruit' members of the family. These have now been joined by the long-awaited 10t 'Fish' variant; a vital piece of the jigsaw for those wishing to model the famously fast fish trains from East Coast ports to London's markets. Ideal for use with Bachmann's B1 4-6-0, K3 2-6-0 and V2 2-6-2, as well as various LNER 'Pacifics' and Hornby's 'Britannia', it is available initially in three guises. Shown here

...it's the second all-new fish van released in recent months, and it is superior in every respect.

is E183845 in late 1950s BR bauxite complete with 'XP' lettering denoting that it is passed to run in passenger trains at up to 60mph. Also available now is an early-1950s bauxite van and an LNER red oxide version. Although many enthusiasts associate BR fish vans with being painted white, this practice was short-lived, being introduced in the late 1950s, only a few years before the traffic was lost to road haulage.

In many respects, the model is similar to its ventilated and fruit-carrying sisters, particularly below the floor, where the same superbly detailed underframe is used.

The new van body has plain, planked, rather than vented ends (to keep the fishy odour in as much as

possible!), separate vacuum brake pipes and metal buffers. New features on the van sides include a panel at the left hand end for consignment paperwork and the cast iron 'FISH' plate on the door. Look out for the extremely neat iron strapping at each corner of the body.

This is the second all-new fish van released in recent months, although

it is in every respect superior to the sadly deficient Hornby BR 'Blue Spot' van of late last year.

BR-era modellers wanting to run more prototypical trains would be advised to mix these new Bachmann wagons with Dapol or Parkside 'Blue Spot' fish vans, as well as Dapol BR meat vans, 'Conflat' wagons loaded with white insulated containers and bogie vans such as the Hornby Southern 'Van B', LMS 50' BG or forthcoming LNER 6w extra long CCT.

Another impressive expansion of the steam era van fleet and one that is sure to be popular with the considerable number of East Coast Main Line modellers in OO gauge.

BRM

WANT TO KNOW MORE?

See **LNER Wagons Volume 4A: LNER Standard Designs** by Peter Tatlow (Wild Swan Publications, ISBN 978 1905 184958, rrp £33.95). Available from all good railway bookshops or Wild Swan, 1-3 Hagbourne Road, Didcot, Oxon OX11 8DP, telephone 01235 816478 (£3.75 P&P)

GRAHAM FARISH

CLASS 55

DELTAIC

FACT FILE

- ▶ **MANUFACTURER** Graham Farish by Bachmann
- ▶ **MODEL** 371-286 BR two-tone green Class 55 diesel D9002 *The Kings Own Yorkshire Light Infantry*
- ▶ **SCALE** 1:148 scale, N gauge
- ▶ **PRICE** £99.95
- ▶ **WORDS** Ben Jones
- ▶ **PHOTOGRAPHY** Brett Caines

Ben Jones examines this brand new release which is likely to prove very popular with diesel era modellers in 2mm scale.

If any class can lay claim to being 'King of the Diesels', it is the hugely popular Class 55 'Deltics'. Thanks to their high-speed exploits, evocative names and the spine-tingling sound of twin Napier gunboat engines, they have an enthusiast following greater than that of almost rivals the Gresley 'Pacifics' which they replaced.

It's no surprise then that they've been the subject of numerous ready-to-run models over the last five decades, starting with Hornby-Dublo in 1961.

In N gauge, Graham Farish introduced a model in 1984 which, as one of the better diesels in the range, was re-introduced after the Bachmann takeover. However, with the gradual overhaul of the Graham Farish range, the 'Deltic' was always a prime candidate for replacement.

First to appear is D9002 *The Kings Own Yorkshire Light Infantry* in 1960s BR green with yellow warning panels, as applied to D9020/21 from new and to the rest of the class from around 1962 onwards. Also promised are D9007 *Pinza* in two-tone green without yellow ends and BR blue 55 005 *The Prince of Wales Own Regiment of Yorkshire*.





**Is it the best British N gauge diesel model to date?
You'd be hard pushed to find a better one for less than £100!**

Like the Graham Farish prototype 'Deltic' released a couple of years ago, the Class 55 is immediately impressive. What strikes you initially is its great length – at almost 70' it's nearly as long as a Mk.3 coach – but closer inspection reveals just how much better it is than the old Farish 'Deltic'.

The distinctive bulging nose has been depicted beautifully, with the tapered sides and the subtle backwards slope of the nose end captured perfectly. Windscreens are a fraction too small (always a problem with model English Electric diesels), but the pronounced seam between them is visible. Those nose ends blend seamlessly into an accurately profiled bodyside with its gently curved tumblehome.

External detail is impressive, particularly the four etched metal roof grilles and four-character headcode

panel. Separate wire nose handrails are very neat too. The sliding engine room windows and grilles have also been reproduced faithfully with polished aluminium frames.

Detail is appropriate for the mid-1960s, with the two additional engine room ventilation grilles included above the nameplates, cast – rather than fabricated – bogie frames and cabside quarterlight windows still in place. D9007 *Pinza* will be in a similar condition, while 55 005 will correctly have the quarterlights plated over.

The superbly detailed bogies are among the finest to date on a ready-to-run N model, and are new tooling, rather than shared with DP1 or the Class 37. The gap between the top of bogies and the body has been kept to a minimum without impairing performance – in this respect, the Graham Farish model is superior to

Bachmann's OO gauge version. This has been achieved by fitting undersized wheels (6.1mm diameter, as opposed to 7.3mm), but the visual effect is well worth the compromise. You only need to look at the relatively recent Farish Class 37/0 (see next month's review) to see what a difference it makes.

Minimum recommended curve radius is 12" although Graham Farish states that the model will negotiate 9" (263.5mm) curves if required. Detachable couplings are mounted in NEM pockets discreetly moulded into the front bogie framing. For those wishing to cut off the NEM pocket and fit the optional bufferbeam details, a spare bogie frame is supplied. Extra details include plastic vacuum, air and steam heating pipes and dummy couplings.

The low-profile chassis block houses a centrally-mounted five-pole motor and drives shafts/gears to all six axles.

A six-pin DCC decoder socket is fitted, along with illuminated headcode panels and red tail lights.

Printing is outstanding, from the English Electric worksplates on the cabsides to the large regimental nameplates, correct condensed typeface numbers and BR crests. Application of the two-tone green livery with yellow warning panels is very good too, with just a hint of fuzziness where the two shades of green meet around the curved corners of the nose.

Despite the high specification, the recommended retail price is remarkably good value when compared to other recent RTR diesel models. It's certainly on a par with the Graham Farish prototype 'Deltic' and better value for money than Dapol's gorgeous 'Western'. Is it the best British N gauge diesel model to date? You'd be hard pushed to find a better one for less than £100! **BRM**

The changes made to the bogie wheel diameter means that the model sits lower on its bogies, making for a more powerful and purposeful-looking locomotive.



HOW TO USE...

SIEG XO MICRO DRILL/MILL

Mick Nicholson tests this versatile machine tool from Arc Euro Trade.

Once you get beyond assembling the most basic of kits, a drilling machine of some sort is a necessity. Arc Euro Trade offers a premium machine with a small footprint, but of sufficient power for most modelling tasks - the Sieg X0 Micro Mill/Drill - measuring only 289 x 165mm (10 1/2" x 6 1/2").

The machine comes in kit form so needs some assembling - just follow the instructions supplied. Cleaning is required to remove traces of grease and dirt - a wipe over with a paper towel soaked in methylated spirit. Then, to prevent any rust, lightly wipe



Digital depth readout (measured in metric or Imperial)



FACT FILE

- ▶ **MODEL NAME:** X0 Drill/Mill
 - ▶ **AVAILABLE FROM:** Arc Euro Trade Ltd, 10 Archdale Street, Syston, Leicester LE7 1NA
 - ▶ **TEL:** 0116 269 5693
 - ▶ **WEBSITE:** www.arceurotrade.co.uk
 - ▶ **PRICE:** X0 Micro Mill (080-030-00100) £197.95 (plus £12.00 carriage); Work Table Metric (090-060-00200) £108.20; ER11 Collet Chuck Set with six Metric collets (050-110-11500) or six Imperial collets (050-110-11510) £43.20; 24pc Clamping Kit (130-010-00100) £29.77; JT1 Chuck Removal Wedges (040-030-00105) £5.00.
 - ▶ **BOOKS:** Vertical Milling in the Home Workshop (WPS2) and Milling - a Complete Course (WPS35) £6.95 each.
- See advertisement on p137, website or catalogue for full listings.

the cleaned column with an oil soaked towel. All tools necessary are supplied.

With the machine cleaned and assembled, the final job is to fit the drill chuck to its spindle. The chuck is a push fit, ensure both it and the spindle are dirt free, otherwise the spindle may be bruised or scored or, worse still, the chuck may come detached. The chuck holds drills ranging in size from 0.4mm to 6mm (1/64" to 1/4"), more than adequate for all 4mm and 7mm scale modelling work.

Apart from drilling clear holes, it is also possible to drill to a pre-determined depth. On the front face of the drilling head (Part No.1) is a digital read-out which can be set to read metric (two decimal places) or Imperial (three decimal places). By means of an 'Index Ring' (Part No.7 Handle Socket) it is also possible to set the machine for repetitive depth drilling.

THE WORK, OR X/Y TABLE


The addition of a 'work table' increases versatility and allows precision drilling to an accuracy of 0.02mm. Work tables are available calibrated in either Imperial or metric - for model railway work I suggest the latter. The table requires a thorough clean and adjustment - wash each part off with methylated spirit and before reassembly lightly oil. Following this, the 'gib strips' will need adjustment. A suitable wrench and Allen key are supplied with the basic machine. Correctly adjusted 'gib strips' ensure no excessive play in either axis.

The assembled table is fixed to the cast base (Part No.8 'Base') by means of two 6mm cap head screws and 'T' nuts. The latter fit inside the two 'Tee slots' machined in the drilling machine base. The table locates against an adjustable metal bar (Part No.9 'Parallel Bar') and this, similarly, is also secured with a 6mm cap head screw and 'T nut'. Described and illustrated as a parallel bar, in practice this part is a small 'T' square. Press the 'stock' hard up against the left-hand edge of the base casting and secure in place with the aforementioned screw and 'T' nut.

Push the work table hard up to the 'blade' or parallel piece and secure in place - it is now ready. The bottom feed wheel, directly facing you is the 'Y' axis. Turning this clockwise and the table will move towards the back of the machine. Conversely, turning it anti-clockwise moves the table towards the front. One complete turn of the wheel moves the table exactly 1mm. Fifty divisions are engraved on the thimble, so turning the wheel through one division advances the table 0.02mm.

Fixed to the 'Y' axis table and at exactly 90° to it, is the work table itself, and it is to this that the workpiece is secured. The top table moves from left to right and *vice versa* - this is known as the 'X' axis. The feed wheel and screw are identical to that described above, though now, turning the wheel clockwise moves the table to the left and turning it (the feed wheel) anti-clockwise to the right.

Both feed wheels are 'zeroable', that is to say the graduated thimble can be restored to zero at anytime. To do this, hold the feed wheel firmly with your right hand then using your left hand twist the thimble to zero. An



Checking the parallel bar.

additional aid is a 60mm + 60mm rule fitted to the front edge of the top or 'X' axis table.

When using the 'X/Y' table to plot hole positions, it is imperative the drilling head is not moved. This also applies when milling.

Along the rear edge is a 'Fence'

which projects both below and above the table. The lower edge engages in one of the 'T' slots and thus ensures the table is set true. Similarly, a work piece can also be accurately located true to the machine axis by using the upper part of the 'Fence' as a register.

AS A MILLING MACHINE

050-110-11500 ER11 Collet Chuck Set.



To convert the drill to a milling machine, in addition to the 'X/Y table', an ER11 collet chuck plus suitable collets are required. The chuck can be purchased separately or complete with a set of six collets. The collets range from 1mm-6mm in 1mm steps, though the actual clamping range is 0.5mm below the nominal size. For example, a nominal 1mm collet will hold work between 0.5mm and 1mm and so on. To fill in the gaps, there are 1.5mm through to 5.5mm collets, with a 7mm one also available. There is also a full range of Imperial collets, 15 in all, ranging from 3/64" through to 17/64" in 1/64" steps.

To convert the drill to a mill, first remove the drill chuck; do not prize it off with a screwdriver, use a proper pair of 'wedges'. Place one each side of the spindle and push together, this

creates a wedge action and safely drives the chuck off the spindle. Do not allow the chuck to drop on to the drill table. With the drill chuck removed, the milling chuck can now be fitted; also a push fit. Again ensure both the chuck and spindle are clean and free from swarf. The milling chuck is secured by a 4mm cap head draw screw and special washer, the spindle already being drilled and tapped to accommodate it. The collet fits inside the chuck and retained by the 'collet nut'.

Tightening this nut draws the collet down on to its seat and at the same time grips the milling cutter shank. Two spanners (16mm and 17mm - not supplied) are required, the former fits the chuck body and the latter the collet nut. It is important the collet is first correctly fitted into the nut before screwing it to the



040-030-00105 Jt1 Chuck Removal Wedges

chuck. The groove in the collet locates on the eccentric flange in the nut and is used to release the collet from the chuck taper. If the collet is just fitted in the chuck taper and tightened with the nut, the collet may not run true, the eccentric flange inside the nut will be damaged, or the collet

will jam in the chuck. Do not attempt milling using the 'handle' to lower the cutter. Instead set the machine in 'Fine Feed' mode - the 'Z axis' or depth of cut is set by turning the 'Fine Feeding Wheel' (Part No.13). Turning clockwise puts on, and anti-clockwise takes off the cut.



130-010-00100 24pc Clamping Kit.

HOW TO ENHANCE A LAYOUT WITH...

REDUTEX & POPPY'S WOODTECH

REDUTEX

STEP-BY-STEP GUIDE

Redutex

Redutex is a Spanish company that initially catered for the needs of architects when a miniature mock-up of a building complex or development was necessary. So repetitive was the task of finishing the exteriors of each individual building that the owner of the business, Eduardo Garcia, created a simple to apply, 3D flexible texture that he later began to retail in mainland Europe.

The range incorporates numerous types of floors, walls and roofs, all pre-coloured in a variety of shades for scales spanning from N to Gauge 1.

I was somewhat surprised that nobody had actually heard of Redutex in the UK and so shortly after joining **BRM**, I decided to make a few telephone calls. Today the product range continues to grow steadily and it is now imported in the UK by two outlets: Model Textures and DCC Supplies..



This is the rear of the warehouse wall, cut from 9mm thick plywood. In order to cut out the apertures, I first drilled four holes before using a jigsaw and finishing with a file.



Redutex produces a sheet (ref 148MP112) that closely resembles some of the local stone used throughout the walls and buildings at Penmaenmawr. The tint will need changing.



Once applied to the wood, the adhesive soon grips, but won't fully cure for another 24 hours. Excess is trimmed on either side.



The use of a smaller bladed scalpel helps to negotiate around the smaller areas. From one sheet of Redutex, very little waste is produced if you plan your cuts carefully.

Shifting attention to the station area of his North Wales layout project, **Howard Smith** tests some new products.

Photographs by the author

No matter how long you look at something, be it an 'on the go project', or even just an idea, they never seem to progress by themselves - my project layout Penmaenmawr has been in its current state for too long now due to other commitments. It is time to see some progress, and what better a way to do this than to try out some new products in the process? **BRM**

PROTOTYPE INSPIRATION



Penmaenmawr station of LNWR design is only a mere shadow of its former self, situated on the North Wales Coast line running from Holyhead to Crewe. The main station building (right) is closed and the goods warehouse (left) was demolished leaving only the rear wall standing. Passengers are left with the delights that a modern bus shelter has to offer - wonderful in winter! David Ford



Redutex has a sticky-back rear, protected by a thin layer which is peeled away, much in a similar fashion to double-sided adhesive tape - easy!



The edges of each sheet require trimming in order to form a straight line. For this a steel rule and a sharp knife is required.



Now turning over the wall, careful adjustments are made to tidy the surrounding edges of each aperture - again using a scalpel to 'shave' bits off at a time.




See the completed wall in a future issue of BRM.

Voila, one wall surface made simple with Redutex. There are a few metres of such like on the layout, so this process saves much time!


POPPY'S WOODTECH

POPPY'S WOODTECH

STEP-BY-STEP GUIDE



1 This is the LNWR fencing kit from Poppy's (ref: PWF7LN). The template is also a handy tool as it ensures that the spacing between palings is uniform throughout.



2 The parts are cut precisely with a laser, but tabs still remain in place. In order to free the parts, a scalpel is used – some filing of the tabs is later required.



4 Instant drying of the glue means that the fence can be removed from its surrounding template. It is a tight fit, but with a bit of encouragement, the panel is soon free.



• Poppy's Woodtech is a range of laser-cut wood products and the firm is a relative newcomer to the model railway market having started trading in 2013.


• To date, the business has produced items that are made from wood in reality, such as wagon inserts, fencing and platform valances for most bygone major railway companies, so as to improve the look of models or cater for gaps in the market.

• It is certainly a useful range to bear in mind if you have a station or require a certain quantity of fencing on a layout somewhere.


PROTOTYPE INSPIRATION



The fences around Penmaenmawr station (right of picture) are very much of LNWR appearance, even though they have been replaced in more recent years. The challenge of replicating these is made very much easier by Poppy's Woodtech range of laser-cut items. © Dave Sallery



My now favourite superglue, 'Roket Hot' from Deluxe Materials. Its super-fast drying time means that the fence can be glued in a matter of seconds. The large nozzle of the bottle makes pouring the glue between the fence palings a tricky task without gluing them to the template. A Deluxe fine 'Tip' is used - another useful product to bear in mind!



Once out of the jig the (yet to be painted), but assembled article can be observed. The wood 'look and feel' is there, but the burn marks need disguising.



The fence panels on Penmaenmawr station are somewhat shorter than these and so a small amount of wood requires trimming from the bottom of each.




Once installed you can see how the panels and gate can easily transform an area. The panels to the right have yet to be painted to hide the burn marks, but still retain some of the wood colour. All in all, I think they look quite the part.



A selection of green Humbrol paints. But which one to choose? Always tone down colours slightly when painting models. I settled for Matt 245.

SHOULD YOU WISH TO PAINT THEM GREEN...

The gates at the yard shunter's hut were green, so let's see how easily this fence takes paint.



Due to the rather glossy nature of the wood surface, the gates require two coats of paint. Apply two thin even coats of paint rather than just one thick coat that will run everywhere.

USEFUL CONTACTS

REDUTEX

Kindly supplied by Model Textures:

W modeltextures.co.uk

E ralpc@modeltextures.co.uk

Also available from DCC Supplies (for details see advert)


POPPY'S WOODTECH

Available from M&M models.


W www.modelrailwaywagons.co.uk/Malbut.htm

E poppys.woodtech@virginmedia.com

ADDING A GATE




This kit (PWF7MTT) assembles into a wooden gate, so typical of the many that were seen around station environments. Each pack contains two sets of two different gates.



The gate is now glued into position. This gate is not the identical one supplied with the kit - the two horizontal bars were scratch-built from scraps around the sheets as the gates at Penmaenmawr were slightly different - no doubt due to their age, having been replaced. This is easily done though - such is the versatility of the Woodtech kits that parts can be mixed and matched.

Look out for more progress on Penmaenmawr in future issues of **BRM**.

BCC10988: The joint Powell Duffryn/Metalair design, now offered by Bachmann in N and OO, is rather less aerodynamic than the French type, although perhaps better than the single 'Chevron'. Interestingly, a roof walkway and paired ladders at one end were provided. Note that Blue Circle had by now totally abandoned nameplates and even transfers. This view was taken at Hoo Junction in December 1988 but the wagons are still in use in 2014 with Freightliner Heavy Haul.



BLUE CIRCLE CEMENT TANKS

With Bachmann's new Metalair PCA tank now on sale, freight expert **David Larkin** explains the development of bulk cement wagons operated by Associated Portland Cement Manufacturing.



LA223: As well as the differences between the two LA batches mentioned in the text, this wagon has a different suspension. Modifications were made after the Thirsk derailment and this may not be the original. Tri-ang/Hornby produced a OO gauge model of this type from 1966 until the mid-1970s and it can still be obtained second hand at reasonable prices.



APCM8560: Although demoted from the Cliffe-Uddingston service after the Thirsk accident, the LA type served on other services for the next 20 years. Note that this class had no access ladders for loading in local yards. All Blue Circle cement works had loading towers to access the two roof hatches. Unloading was carried out through the vent below the solebar. Taken at Hope Cement Works on 14th August 1983.

Called various titles in its time but most frequently referred to by its 'Blue Circle' brand name, the APCM company occupies a prominent place in British railways freight stock history. When the railways were nationalised in 1948 and most wagons were absorbed by BR, it retained a fleet of elderly iron-bodied vans as 'Non Pool' stock.

It was the intention of the Labour Government of Clement Attlee to have all freight commodities transported by government-controlled organisations such as British Railways, British Road Services and British Waterways. Larger industries, such as Blue Circle, resisted this and helped fund the Conservative Party which won a Parliamentary majority in the 1951 General Election.

Blue Circle invested in a large fleet of road vehicles to carry bagged products and, in due course, cement in bulk. However, the 1950s road system was not suitable for long-distance haulage and the

company was an early user of the BR 'Presflo' design. Blue Circle also took delivery of over 200 of its own 'Presflo' wagons from 1960 onwards.

The company was not totally satisfied with the 'Presflo' and decided to commission its own modern design for a new long-distance run from Cliffe, in Kent, to Uddingston on the outskirts of Glasgow. This vacuum-braked type was designated 'Light Alloy' with numbers prefixed LA. The first batch was built in 1961 by Gloucester Railway Carriage & Wagon Ltd. They were numbered LA0001 to LA0190 and were registered BR W 23T 1-190. From the side, they resembled liquid tanks but the hopper was below the side sheeting.


Two further batches were built by Metropolitan Cammell in 1963/64 and had metal nameplates and circular slots in the solebar. These were numbered LA200-224 [registered BR M185222-246] and LA225-274 [registered BR M185510-559].

The daily block train of LA wagons was a regular

sight on the East Coast Main Line in the early 1960s, usually hauled by a pair of Southern Region BRCW Type 3 diesels.

Under BR's TOPS computer system, the LA class was coded PCV with the Gloucester wagons being numbered APCM8301-490 and the Metro-Cammell vehicles numbered APCM8500-74. A significant number remained in 1989, working between Hope and Oxwellmains, but all had been retired by 1992.

Interestingly, Blue Circle went next to a Swedish firm, Interconsult, for its next wagons. They were also hired, from French company Algeco. The body was much more cylindrical. They remained Algeco property, numbered 2486 to 2505. Under TOPS they became



APCM9023: This view illustrates the rail tank nature of this small class, in particular by the end platform ladders. Until withdrawal in 1989, these wagons worked with the more common single 'Chevron' PCA type and this example is seen at Nunhead, south-east London in September 1977, flanked by two such wagons on an empty train bound for either Northfleet or Swanscombe cement works in North Kent.

PROTOTYPE INSPIRATION

APCM BV 089: Even the van design, whilst not being subjected to bulk loading, became covered in cement dust. In April 1968, this example was probably only two years old but the lettering is barely legible. The four brand nameplates around the main symbol are, clockwise from bottom left, WALCRETE, SNOWCEM, SANDTEX and CULLAMIX. These plates are red on yellow and the van is loaded with bags of the various commodities on pallets.

ALG9080-99, coded PCF. Exactly how long Blue Circle used them is unclear but, by 1976, they were carrying soda ash for ICI Mond Division.

Blue Circle then tried out two British-built designs with air braking. Standard Wagon Works of Heywood produced a prototype in 1967 [DP101, later APCM9020, registered BR M 187992] and followed up with a small production batch in 1969 [DP102-105, later APCM9021-24, register BRB0081-84].

The familiar 'Chevron' or 'depressed-centre' design bulk cement wagon was initially built by Metro-Cammell. Brake gear was again air brakes with vacuum through-pipes as many trains still employed the latter system. Some had large nameplates as seen on the bogie version covered below but others had an old-style transfer. Four batches were built [DP300-19, later APCM9025-43, built in 1966/67 and registered BR M 187368-387; DP320-25, later APCM9044-49, built in 1968 and registered BR M 188263-268; DP326-40, later APCM9050-65, built in 1968 and registered BR M 188788-802; DP341-50, later APCM9066-75, built in 1969 and registered BRB 0086-95]. All were withdrawn by 1992 and there is no evidence of the chassis being re-used.

The next development for Blue Circle was a bogie 'Double Chevron' design also built by Metro-Cammell. Two tanks were mounted on a long chassis

supported by two Gloucester pattern bogies. Brakegear was air only.

Records state that they were owned by Lloyds & Scottish and they certainly carried that company's Thistle symbol. However, as can be seen on page 101, BRT plates were carried by the first deliveries. Original numbers were 20174-240 [built 1969/70 and registered BRB 435-501]. Under TOPS, they became LS9700-66; later BCC9700-66. TOPS code was PDA and, by 1992, some were working between Ipswich and Sizewell power station.

Blue Circle owned the next batch from new, numbered DPB400-49 [later APCM9500-49]. These were built 1971/72 and registered BRB 1976-2025. They also had large nameplates when new.


The 'Double Chevrons' were useful to Blue Circle on the long Scottish runs. Northfleet took over from smaller works such as Cliffe, and handled the Uddingston traffic. It was decided to build further single 'Chevrons' and the company went to former BR


railway workshops.

These BREL-built wagons had the same bodywork but were air-braked only and had Gloucester Floating-axle suspension. They were also slightly longer in the wheelbase. Wagons were no longer registered and batches were APCM9100-235 [built at BREL Shildon in 1973/74], APCM9236-394 [built by BREL Doncaster in 1975-77], APCM9395-99 [Shildon, 1977], APCM9425-34 [Shildon, 1977], APCM10700-737 [Shildon, 1979/80] and BCC10738-837 [BREL Ashford, 1981]. All were still working in 1992.

Blue Circle tried out a small batch from a European builder in 1980. These wagons worked, and continue to work, with other four-wheeled stock but they were not repeated. The builder was CFMF and the wagons were numbered APCM10838/839-849.

DP327: The single 'Chevron' wagon was a very clean design aerodynamically. There was no ladder and vacuum cylinders were below the solebar. Two roof loading hatches were provided and there was an underside vent similar to that on the LA class. This early example, parked at Hoo Junction in March 1968, lacks the brackets for the nameplates fitted later. The main discharge valves and operating instructions were found on one side only, as seen here.





APCM10838: This French design was very different to other Blue Circle stock. There were the usual two roof hatches but these could be accessed by diagonally-positioned ladders, as seen here at Brixton in 1981, and a longitudinal walkway. It was also painted a rather darker shade of grey than usual, as seen on the single 'Chevron' tank to the right. A 4mm scale kit of this type is produced by 51L/Wizard Models.



APCM9106: Another heavily-weathered wagon is this example of the later single 'Chevron' type with Gloucester floating-pedestal suspension seen at Nunhead in August 1981. The brake gear was upgraded, air brakes replacing vacuum, which did away with the cumbersome equipment beneath the tank. Blue Circle rather gave up on the idea of nameplates and symbols because they could not be kept clean. Small commodity plates were added for special cements and this example has SULFACRETE in red on yellow. Originally produced by Lima in OO gauge, the PDA has more recently been released by Hornby in various liveries and is offered by Graham Farish in N.

Further batches of single 'Chevrons' followed, these being BCC10850-942 [Procor 1981/82], BCC10943-986 [Standard Wagon, 1981] and BCC10987 [Procor, 1982].

The final design for Blue Circle was a joint venture between Powell Duffryn and Metalair, a powder tank specialist. BCC10988 was built as a single 'Chevron' and was converted in 1984. This vehicle is recorded on page 98. It was followed by a large production batch from 1984-87 numbered BCC10989-11141 and, as far as I am aware, no further wagons have been acquired by Blue Circle.

As a footnote, the company also purchased a batch of long-wheelbase vans from Standard Wagon to carry bags of specialist cement. BV 001 was built in 1964 and registered BR M 185297. It was followed by a production batch numbered BV 002-096 [built 1964-66 and registered BR M 185580-674].

They were renumbered APCM6201-96 and coded PVV. By 1983 they had been returned to Standard Wagon for conversion to open wagons.

BRM



BRT/L&S 20177: The PDA bogie double 'Chevron' wagon was a very substantial design with two single tanks mounted on a bogie underframe. Discharge valves were on one side only and a ladder was provided to pass across the middle of the wagon if necessary. This April 1969 view shows one on delivery, probably to Northfleet cement works, at Hoo Junction. Originally produced by Lima in OO gauge, the PDA has more recently been released by Hornby in various liveries.



DATES FOR YOUR DIARY

CONTACT US

'Diary Dates' entries are published free of charge to bona fide model railway clubs and societies.

PLEASE SEND FULL DETAILS OF FORTHCOMING EVENTS TO
Diary Dates, BRM,
The Maltings,
West Street, Bourne,
Lincolnshire. PE10 9PH
Or, fax them on
01778 425437

EMAIL diarydates@warnersgroup.co.uk

WEBSITE Enter them on our website at www.model-railways-live.co.uk

MODEL RAILWAYS LIVE

Closing date for July 2014 is May 21, 2014 and June 18, 2014 for the August 2014 issue.

Suitable for disabled visitors.

EXHIBITIONS

SATURDAY 10TH MAY

ALSRM Reading Show The Rivermead Centre Reading RG1 8EQ **Saturday:** 10.00am - 4.30pm **Prices:** £9.00 adult **Contact:** Phil Abbott **Tel:** 01953 850800 **Web:** www.alsrm.org.uk

Pontypridd Model Railway Exhibition Crown Hill Community Centre, Llantwit Fardre CF38 2NA **Saturday:** 10.00am - 4.00pm **Prices:** £3.00 adult **Contact:** Phil Gerrish **Tel:** 01443 217511

South West Herts MRS Watford Queens School, Aldenham Road, Bushey, Hertfordshire WD23 2TY **Saturday:** 10.00am - 4.30pm **Prices:** £5.00 adult, £10.00 family (2 + 2) **Tel:** 01707 873729 (eves only) **Web:** www.southwesthertsmrs.org.uk

Area 10 South East Gauge 0 - Temple Ewell Dover Temple Ewell Village Hall, Temple Ewell, Nr. Dover **Saturday:** 10.00am-4.00pm **Tel:** 01304 822850 **Email:** g.roberts93@ntlworld.com

Victory MRC Admiral Lord Nelson School, Dundas Lane, Portsmouth, Hampshire PO3 5XT **Saturday:** 10.00am - 5.00pm **Prices:** £4.50 adult, £3.50, concessions, £9.00 family (2 + 2) **Contact:** Mike Reed **Tel:** 07854 636159

SATURDAY 10TH MAY TO

SUNDAY 11TH MAY

Stockport Model Railway Exhibition Stockport Grammar School, Buxton Road, Stockport, Cheshire SK2 7AQ **Saturday:** 10.00am - 5.00pm **Sunday:** 10.00am - 4.00pm **Prices:** £5.00 adult, £4.50 concessions **Tel:** 07895 838029 **Email:** Exhibition@sdrm.co.uk

Cleethorpes Model Railway Exhibition

Memorial Hall, Grimsby Road, Cleethorpes, Humberside DN35 8AH **Saturday:** 10.00am - 5.00pm **Sunday:** 10.00am-4.30pm **Prices:** £3.50 adult, £1.50 child, £2.00 OAP, £2.00 concessions, £8.00 family (2+2) **Tel:** 07935 762320 **Web:** www.cleethorpesmodelrailway.co.uk/events.htm

Glenrothes Annual Model Railway

Exhibition Lomond Centre, Woodside Way, Glenrothes, Fife KY16 8XF **Saturday:** 10.00am - 5.00pm **Sunday:** 10.30am - 5.00pm **Prices:** £4.00 adult, £2.00 child, £10.00 family **Tel:** 01334 475311 **Email:** aandj36@tiscali.co.uk

50th Salisbury Model Railway Exhibition Michael Herbert Hall, South Street, Wilton, Wiltshire **Saturday:** 10.30am - 4.30pm

Sunday: 10.00am - 4.00pm **Prices:** £4.00 adult, £2.50 child **Tel:** 7903936801 **Web:** www.sswrs.org.uk

Derby Model Railway Exhibition

Moorways Sports Centre, Moor Lane, Allenton, Derby, Derbyshire DE24 9HY **Saturday:** 10.00am - 5.00pm **Sunday:** 10.00am - 5.00pm **Prices:** £6.00 adult, £15.00 family (2 + 2) **Contact:** Alex Hall **Tel:** 07973 640746 **Web:** www.mmrg.org.uk

SATURDAY 17TH MAY

Bloxwich (St John's) Model Railway

Exhibition St John's Methodist Church, Victoria Avenue, Bloxwich, Walsall, West Midlands WS3 3HS **Saturday:** 10.00am - 4.30pm **Prices:** £4.00 adult, £3.00 concessions **Tel:** 01922475557 / 07970390258 **Email:** bloxwichstjohnsmrc@orangehome.co.uk

Marlow, Maidenhead & District MRC

Knowl Hill Village Hall, The Terrace Knowl Hill, Maidenhead, Berkshire RG10 9XB **Saturday:** 10.00am - 5.00pm **Prices:** £4.00 adult, £3.00 child (5-16yrs), £4.00 OAP, £4.00 concessions, £10.00 family (2+4) **Contact:** Nigel Spate **Tel:** 01628 822848 **Email:** nigel.spate@icloud.com **Web:** www.facebook.com/MarlowMaidenheadDistrictModelRailwayClub?ref=hl

Lutterworth RS Lutterworth Sports Centre Lutterworth, Leicestershire LE17 4RB **Saturday:** 10.00am - 4.30pm, **Prices:** £4.00 adult, £1.50 child, £8.00 family **Tel:** 01455 203307 **Web:** www.lutterworthrailwaysociety.webplus.net

Burgess Hill MRC Burgess Hill School for Girls Keymer, Burgess Hill, West Sussex RH15 0EG **Saturday:** 10.00am - 5.00pm **Prices:** £5.00 adult, £3.00 child, £13.00 family (2 + 2) **Tel:** 01444232638 **Web:** www.burgesshillmrc.org.uk

Ely & District MRC City of Ely Community College, Downham Road, Ely, Cambridgeshire CB6 2SH **Saturday:** 10.30am - 5.00pm **Prices:** £5.00 adult, £4.00 concessions **Tel:** 01480454857 **Web:** www.elymrc.org.uk

Mirfield Model Railways Exhibition

St. Mary's Church Community Centre, Church Lane, Mirfield, West Yorkshire WF14 9HU **Saturday:** 10.00am - 4.00pm **Prices:** £3.50 adult, £2.00 child **Tel:** 01924 495929 **Email:** Mr. Dransfield@BTinternet.com

South Downs Area Group of the 7mm NGA SWING (Small & Wonderful Industrial & Narrow Gauge) St. Mary's Centre, Grassmere Close, Felpham, Bognor Regis, West Sussex PO22

7NU Saturday: 10.00am - 4.30pm **Web:** <http://swing.model-railway.org.uk/>

SATURDAY 17TH MAY TO

SUNDAY 18TH MAY

expoEM 2014 Bracknell Leisure Centre, Bagshot Road, Bracknell, Berkshire RG12 9SE **Saturday:** 10.30 - 5.30pm **Sunday:** 10.00am-4.30pm **Prices:** £6.00 adult, £2.00 child, £16.00 family **Web:** www.transportdirect.info

Four Marks Model Railway Exhibition Four Marks Village Hall, Lymington Bottom, Four Marks, Hampshire GU34 5AA **Saturday:** 10.00am - 5.00pm **Sunday:** 10.00am - 4.00pm **Prices:** £4.00 adult, £2.00 child, £2.50 OAP, £8.00 family (2 + 2) **Tel:** 01420 563853

Manchester Museum of Transport MRX

Museum of Transport, Boyle Street, Cheetham Hill, Manchester M8 8UW **Saturday:** 10.00am - 5.00pm **Sunday:** 10.00am - 5.00pm **Prices:** £6.00 adult, £5.00 concs **Tel:** 7796176018 **Web:** www.lydcc.org.uk

Middlesbrough MRC Newport Settlement and Community Centre, Union Street, Middlesbrough **Saturday:** 10.00am - 5.00pm **Sunday:** 10.00am - 4.00pm **Prices:** £5.00 adult, £3.00 child, £4.00 concessions, £10.00 family (2 + 2) **Tel:** 1642802892

Scunthorpe Modern Image Group St Pauls Church Hall, Ashby High Street, Scunthorpe, Lincolnshire DN16 2JR **Saturday:** 10.00am - 5.00pm **Sunday:** 10.00am - 4.00pm **Prices:** £3.00 adult, £2.00 child (5-16yrs), £8.00 family (2 Adults 2 Children) **Email:** peterfawcett125@yahoo.co.uk

Rother Valley Railway Supporters Association Robertsbridge Village Hall, Station Road, Robertsbridge, East Sussex TN32 5DA **Saturday:** 10.00am - 5.00pm **Sunday:** 10.00am - 5.00pm **Prices:** £3.00 adult, £1.00 child

SUNDAY 18TH MAY

Braintree & Halstead MRC Great Yeldham Transport Museum, Toppesfield Road, Great Yeldham, Essex CO9 4HD **Sunday:** 10.00am - 4.00pm **Prices:** £3.00 adult **Tel:** 01787474412 **Email:** sknight@porvair-sciences.com

FRIDAY 23RD MAY TO SATURDAY 24TH MAY

First Bangor MRC First Bangor Presbyterian Church Halls, Main Street, Bangor, County Down BT20 4AG Northern Ireland **Friday:** 7.00pm -

Book Law Publications

Incorporating –

Santona / Foxline & Runpast Publishing.

382 Carlton Hill, Nottingham. NG4 1JA.

Tele / Fax 0115 961 1066.

Secure online orders - www.booklaw.co.uk

EM1&EM2

AN ILLUSTRATED HISTORICAL REVIEW
OF THE
MANCHESTER, SHEFFIELD, WATH
ELECTRIC LOCOMOTIVES - 76 & 77s



John Hooper

SCENES FROM THE PART 151 MANCHESTER TO CREWE PART TWO LONDON ROAD (PICCADILLY)

TO WILMLOW
VALLEYFARM, HEATH CHAPEL, STOCKPORT,
CHEADLE HULME & HANGFORTH



E. M. JOHNSON

LINCOLNSHIRE AFTER BEECHING

GRAHAM R. JELLY



Graham R. Jelly

SCENES FROM THE PART 151 SOUTH FROM CHESTERFIELD CENTRAL

THE DISPERSED LINES OF THE
MANCHESTER, SHEFFIELD & LINCOLNSHIRE RAILWAY
PART TWO A



KEN GRAINGER

SCENES FROM THE PART 151 FORWARD TO NOTTINGHAM VICTORIA

THE DISPERSED LINES OF THE
MANCHESTER, SHEFFIELD & LINCOLNSHIRE RAILWAY
PART TWO B



KEN GRAINGER

SCENES FROM THE PART 151 THE CAMBRIAN MAIN LINE

WHITCHURCH CHALPS TO ARDREYTHORP
VIA GOSWORTHY AND WILMLOW



DEREK J. LOWE

STEAM MEMORIES ON SHED : 1950's - 1960's GT. MANCHESTER ENGINE SHEDS



JOHN BROWN

STEAM MEMORIES ON SHED : 1950's - 1960's MANCHESTER ENGINE SHEDS



JOHN BROWN

BR ELECTRIC MEMORIES E FOR ELECTRICS



JOHN BROWN

BRITISH RAILWAY DIESEL MEMORIES D FOR DIESELS : 5



JOHN BROWN

STEAM MEMORIES ON SHED : 1950's - 1960's GLASGOW ENGINE SHEDS : 2



JOHN BROWN

EM1 & EM2 Electric Locomotives	£27.99
Manchester - Crewe Part 2	£23.99
Lincolnshire After Beeching	£19.99
South From Chesterfield	£19.99
Forward To Nottingham Victoria	£19.99
Gt Manchester Sheds	£9.99
Manchester Engine Sheds	£9.99
E For Electrics	£9.99
D For Diesels 5	£9.99
Glasgow Engine Sheds 2	£9.99
The Cambrian Main Line	£23.99
Steam Over Woodhead	£23.99
Woodhead - Countdown To Closure	£19.99
Gresley's A4s BR ERA In Colour	£19.99
Over The Peak Part 1	£19.99

ALL ITEMS SENT POST FREE

SCENES FROM THE PART 151 (PART FOUR) STEAM OVER WOODHEAD



E. M. JOHNSON

WOODHEAD COUNTDOWN TO CLOSURE



A COLOUR PICTORIAL TRIBUTE
GRAHAM R. JELLY

GRESLEY'S A4s

THE BR ERA IN COLOUR



JOHN BROWN

STEAM & DIESEL MEMORIES : 1950's - 1960's CAMBRIAN LINES



JOHN BROWN

STEAM MEMORIES : 1950's - 1960's EAST COAST MAIN LINE : 4



JOHN BROWN

BRITISH RAILWAY DIESEL MEMORIES D FOR DIESELS : 4



JOHN BROWN

WIGAN 2014

SUMMER

MODEL RAILWAY EXHIBITION

Incorporating the
NORTH WEST FESTIVAL OF DIESEL AND ELECTRIC LAYOUTS



KINMUNDY by Martin Jones, 'EM' Blue Diesel Period 1971
Photograph by Andy York, courtesy of British Railway Modelling.

AT ROBIN PARK ARENA & SPORTS CENTRE
LOIRE DRIVE, WIGAN, WN5 0UH
SATURDAY 7th JUNE 10.30am to 5.30pm
SUNDAY 8th JUNE 10am to 4pm

ADMISSION ADULTS £10
(INCLUDING FREE 40 PAGE GUIDEBOOK)
ACCOMPANIED CHILDREN UNDER 16 FREE
(INCLUDING A FREE GIFT)

DISCOUNTED ADVANCE TICKETS INCLUDING THE
4 FOR 3 TICKET AVAILABLE FROM OUR WEBSITE

35+ LAYOUTS
55 SPECIALIST TRADE STANDS
MODELLING DEMONSTRATIONS
MAJOR SCALE & GAUGE SOCIETIES,
PRESERVATION SOCIETIES
RAILWAY COMPANY SOCIETIES



KEEP UP-TO-DATE VISIT OUR WEBSITE
www.wiganfrm.org.uk

THE EXHIBITION IS SPONSORED BY



EVENT DIARY

9.30pm **Saturday:** 10.00am - 5.00pm **Prices:** £5.00 adult, £2.00 child (under 13yrs), £3.00 OAP, £3.00 concessions, £10.00 family (2+2) **Tel:** 2891467891 **Web:** www.firstbangomrc.co.uk

SATURDAY 24TH MAY

Bridlington (Area) Railway Modellers and Train Enthusiasts Society (BARMATES) Christ Church Hall, Quay Road, Bridlington YO15 2AP **Saturday:** 10.00am - 4.00pm **Prices:** £2.50 adult, £1.20 child, £2.00 concessions **Tel:** 01262 603309 **Web:** www.bmr.org.uk

Hayle MRC Hayle Daycare Centre, Commercial Road, Hayle, Cornwall TR27 4DE **Saturday:** 10.00am - 5.00pm **Sunday:** 10.00am - 4.00pm **Prices:** £3.50 adult, £2.00 child (under 5s free), £2.50 OAP, £2.50 concessions, £8.00 family (2+2) **Tel:** 01736 757679 **Web:** www.haylemrc.org.uk/exhibitions.htm

Mid-Kent MRG Gravesend East MRX Riverview Junior School, Cimba Wood, Gravesend, Kent DA12 4SD **Saturday:** 10.00am - 5.00pm **Prices:** £3.00 adult, £1.50 child, £7.50 family (2 + 2) **Tel:** 07595 255150 **Email:** info@dakotadibben.co.uk

SATURDAY 24TH MAY TO SUNDAY 25TH MAY

Kingswood MRG Kingswood Primary School,



See the amazing Scottish Study Group's Alloo at this year's Railex, Risborough & District's MRC's excellent show at the Stoke Mandeville Stadium, Aylesbury on May 24/25, 2014. Tony Wright

Bushy Grove, Kingswood, Kent ME17 3QL **Times** 10.00am - 4.00pm **Prices:** £3.00 adult, £1.00 child **Tel:** 01622 843132

New Forest MRS Brockenhurst Village Hall Highwood Road, Brockenhurst, Hampshire SO42 7RY **Saturday:** 10.00am - 5.00pm **Sunday:** 10.00am - 4.30pm **Prices:** £4.00 adult, £2.50 child, £10.50

family (2 + 2) **Tel:** 01425 673668 **Web:** www.nfmrs.co.uk

RAILEX Risborough and District MRC Stoke Mandeville Stadium, Harvey Road, Aylesbury, Buckinghamshire HP21 9PP **Saturday:** 10.30am - 5.00pm **Sunday:** 10.00am - 5.00pm **Prices:** £8.00 adult, £5.00 child **Tel:** 01296 437475 **Web:** www.rdmrc.nildram.co.uk

SUNDAY 25TH MAY

North Devon Model Railway Show Pannier Market Hall, Market Street, Bideford, Devon EX39 2DL **Sunday:** 10.00am - 4.00pm **Prices:** £3.00 adult, £1.50 child, £7.50 family (2 + 2) **Contact:** Maurice Pearce **Tel:** 01237 423453

SATURDAY 31ST MAY

The Association of South Essex Railway Modellers St Marys Church Hall, 376 High Road, Benfleet, Essex SS7 5HL **Saturday:** 10.00am to 4.00pm **Prices:** £3.00 adult, £0.00 child **Contact:** Robin French **Tel:** 01277 225206 **Email:** robinsnest.french@btinternet.com
American Toy & Model Railway Show Trinity Methodist Church, Narborough Road, Leicester, Leicestershire LE3 2RD **Saturday:** 10.30am - 4.00pm **Prices:** £2.50 adult, £1.50 child, £5.00 family **Contact:** Paul Draycott **Tel:** 0116 2334843

West Wiltshire Gauge 0 Group Southwick Model Railway Show Southwick Village Hall, A361 Frome Road, Southwick, Wiltshire BA14 9QN **Saturday:** 10.00am - 4.30pm **Prices:** £4.00 adult, £2.00 child, £9.00 family **Contact:** Rod Towler **Tel:** 01380 831147

SATURDAY 31ST MAY TO SUNDAY 1ST JUNE

East Lancashire Model Railway Organisation Charity Exhibition The Masonic Hall, Hawksham Avenue, Darwen, Lancashire BB3 1QZ **Saturday:** 10.00am - 5.00pm **Sunday:** 10.00am - 4.00pm **Prices:** £4.00 adult, £2.00 child, £2.00 OAP, £2.00 concessions, £10.00 family **Tel:** 07585762627 / 07914713038 **Email:** e-coup@ntlworld.com

Exeter Model Railway Exhibition Matford Centre, Matford Park Road, Exeter EX2 8FD **Saturday:** 10.00am - 5.30pm **Sunday:** 10.00am - 4.00pm **Prices:** £6.50 adult, £5.50 concessions **Contact:** Paul Doran **Tel:** 01392 421906 **Email:** highfieldcoachworks@hotmail.com **Web:** www.exemrs.co.uk

SATURDAY 7TH JUNE TO SUNDAY 8TH JUNE

Shildon Model Railway Club NRM Locomotion, Shildon, Co Durham DL4 1PQ **Saturday:** 10.00am - 5.00pm **Sunday:** 10.00am - 5.00pm **Web:** www.shildonmrc.com

Wigan Model Railway Exhibition Robin Park Arena & Sports Centre, Loire Drive, Wigan, Lancashire WN5 0UH **Saturday:** 10.30am - 5.30pm **Sunday:** 10.00am - 4.00pm **Prices:** £10.00 adult **Contact:** Stephen Roberts **Web:** www.wiganmrm.org.uk

SATURDAY 14TH JUNE

Felixstowe N Gauge Model Railway Show Trinity Methodist Church, Orwell Road, Felixstowe, Suffolk IP11 7AN **Saturday:** 10.00am - 4.30pm **Prices:** £3.00 adult **Contact:** Chris Shum **Tel:** 01394 277211 **Web:** www.felixstowengauge.org.uk

Patcham Methodist Church Model Railway Exhibition Methodist Church, Ladies Mile Road, Patcham BN1 8QE **Saturday:** 10.00am - 4.30pm **Prices:** £3.00 adult **Contact:** Bert Etherington **Tel:** 07711024258 **Email:** bert_etherington@msn.com **Web:** www.patchammethodistchurch.co.uk

Tramway and Light Railway Society - Trains at Trinity Methodist Church Shortmead Street, Biggleswade, Bedfordshire SG18 8JX **Saturday:** 10.30am - 4.30pm **Prices:** £4.00 adult, £3.00 concessions **Contact:** Bill Mapletoft **Tel:** 01767 314925 **Email:** bmapletoft@hotmail.com

Trent Valley North American Modellers Armitage with Handsacre Village Hall, Shropshire Brook Road, Armitage, Staffordshire WS15 4UZ **Saturday:** 10.00am - 4.00pm **Prices:** £5.00 adult **Contact:** Nick Palette **Email:** n.palette@ntlworld.com

Alresford Festival of Toy Trains Perin's Community School, Pound Hill, Alresford, Hampshire SO24 9BS **Saturday:** 11.00am - 5.00pm **Prices:** £5.00 adult, £3.00 child, £14.00 family (2 + 2) **Contact:** Bob Leggett **Tel:** 01962 733475 **Email:** bob.leggett@tesco.net **Web:** www.alresford-toy-trains.org.uk

SATURDAY 14TH JUNE TO SUNDAY 15TH JUNE

Chatham Model Railway Show Medway Park Leisure Centre, Mill Road, Gillingham, Kent ME7

MEETINGS & TALKS

THURSDAY 8TH MAY

Grantham Railway Society St Wulfram's Church Hall, Church Street, Grantham, Lincolnshire **Thursday:** 7.30 pm **Prices:** £2.00 adult, £1.00 concessions **Contact:** Bill Berridge **Tel:** 07743 335545

MONDAY 12TH MAY

Plymouth Railway Circle - Members Slide / Cine / Digital Photo Evening St Edwards Church Hall, Home Park Avenue, Peverell, Plymouth, Devon PL3 4PG **Monday:** 7.30pm **Prices:** £1.00 adult **Contact:** Barrie Lanyon **Tel:** 01752 651014 **Email:** barrielanyon@hotmail.com

TUESDAY 13TH MAY

East Anglian Railway Museum First Floor Meeting Room, The Drill Hall Sports Club, Old Park Avenue, Enfield, Middlesex EN2 6PJ **Tuesday:** 8.00pm - 10.30pm **Prices:** £2.50 adult **Contact:** Roger Elkin **Tel:** 2083630697 **Email:** rogerelkin@btinternet.com **Web:** www.earm.co.uk

WEDNESDAY 14TH MAY

North London Railway Historical Society Keen House, 4 Calshot Street, London N1 9DA **Wednesday:** 7.00 **Contact:** Trish Connor **Tel:** 07790 142327 **Email:** nlrhs.sec@hotmail.co.uk

THURSDAY 15TH MAY

Lutterworth Railway Society - St Pancras - On Time United Reformed Church, George Street, Lutterworth LE17 4EF **Thursday:** 7.30 **Contact:** Dave Hanger **Tel:** 01455 203307 **Web:** www.lutterworthrailwaysociety.webplus.net

THURSDAY 22ND MAY

Gravesend Railway Enthusiasts Society Emmanuel Baptist Church, Windmill Street,

Gravesend DA12 1BB **Thursday:** 7.45pm **Contact:** Bob Poole **Tel:** 01474 326232 **Web:** www.gres.org.uk

MONDAY 2ND JUNE

Mirfield Railway Enthusiasts Society - Barry Mounsey A last look at European steam (Some Russian) Navigation Tavern Station Road, Mirfield, West Yorks **Monday:** 7.45pm **Contact:** Pete Whitworth **Tel:** 01924 498651 **Email:** petesyl12whitworth@hotmail.com

TUESDAY 3RD JUNE

East Anglian Railway Museum First Floor Meeting Room, The Drill Hall Sports Club, Old Park Avenue, Enfield, Middlesex EN2 6PJ **Tuesday:** 8.00pm - 10.30 pm **Contact:** Roger Elkin **Tel:** 2083630697 **Email:** rogerelkin@btinternet.com **Web:** www.earm.co.uk

Gravesend Railway Enthusiasts Society Emmanuel Baptist Church, Windmill Street, Gravesend DA12 1BB **Tuesday:** 7.45pm **Contact:** Bob Poole **Tel:** 01474 326232 **Web:** www.gres.org.uk

THURSDAY 5TH JUNE

Lutterworth Railway Society - 34081 Battle of Britain Locomotive Society United Reformed Church, George Street, Lutterworth LE17 4EF **Thursday:** 7.30pm **Contact:** Dave Hanger **Tel:** 01455 203307 **Web:** www.lutterworthrailwaysociety.webplus.net

THURSDAY 12TH JUNE

Grantham Railway Society St Wulfram's Church Hall, Church Street, Grantham, Lincolnshire **Thursday:** 7.30 pm **Prices:** £2.00 adult, £1.00 concessions **Contact:** Bill Berridge **Tel:** 07743 335545


**-THE GCR-
MODEL EVENT**

Fri 20th to Sun 22nd June

Across all 4 stations along the GCR
All gauges/scales
traders
layouts
engineering
second hand & more
Travel on the real thing between stations
Get up close to life sized exhibits

Refreshments available at all stations

Tickets: £15
(all day travel)
Book online at www.gcrailway.co.uk

Great Central Railway Plc,
LE11 1RW
T: +44(0)1509 632323
www.gcrailway.co.uk
email: mre@gcrailway.co.uk



Great days out for all railway modellers

GAUGE O GUILD

2014 Events Timetable

Saturday 31st May
Summer Show Cleckheaton
Whitcliffe Mount Sports
Centre, Turnsteads Ave,
Cleckheaton BD19 3AQ

Times		Fare	
Arr	Dep	Mem	Non
10.00	16.00	£5.00	£7.00

Sat 6th, Sun 7th
September
Guillex, Telford
International Centre,
St Quentin Gate,
Telford, TF3 4JH

Times		Fare	
Arr	Dep	Mem	Non
Sat 10.00	17.00	£5.00	£12.00
Sun 10.00	16.00		

Weekend ticket

Advance tickets available for all these events from Alan Jones,
8 Upper Coltrbridge Terrace, Murrayfield, Edinburgh EH12 6AD

**Join the biggest single gauge model
railway society anywhere!**

call our membership hotline **0845 603 6213**

OR you can join on line

www.gauge0guild.com

detailed events information and advance tickets also available on line



**AVAILABLE FOR
ALL TABLET DEVICES**
iPad, Android and
Kindle

**360 degree imagery • Multiple
videos • Picture galleries**

BRM LIVE
A fully interactive, digital railway modelling magazine

**ISSUE 2
ON SALE NOW!**

JUST £3.99



For more information, go to **www.brmm.ag/BRMLivenews**

OPEN DAYS

THURSDAY 15TH MAY

Southwark MRC St Phillip and St Marks Church Hall, Avondale Square off Old Kent Road, Bermondsey SE1 5PD **Thursday:** 7.00pm onwards **Contact:** Ray **Tel:** 02077329675

SATURDAY 24TH MAY

Newport Neon MRG Odeon Cinema, Clarence Place, Newport NP19 7AB Wales **Saturday:** 10.30am - 5.00pm **Prices:** £2.00 adult, £2.00 child **Contact:** Richard **Tel:** 7710664799 **Email:** richardi.flannigan@gmail.com **Web:** www.newportneon.co.uk/railway.htm

Wimbledon MRC The Clubrooms, St Marks Family Centre, St Marks Road CR4 2LS **Saturday:** 10.00am - 5.00pm

THURSDAY 29TH MAY

Southwark MRC St Phillip and St Marks Church Hall, Avondale Square off Old Kent Road, Bermondsey SE1 5PD **Thursday:** 7.00pm onwards **Contact:** Ray **Tel:** 02077329675

SATURDAY 31ST MAY

Hillingdon Railway Modellers Yiewsley Baptist Church, Cornerstone Centre, 74 Colham Avenue, Yiewsley, Middlesex UB7 8HF **Saturday:** 10.00am - 4.00pm **Prices:** £5.00 adult **Contact:** Peter **Tel:** 020 8368 4090 **Web:** http://www.hillingdonrailwaymodelers.co.uk

SATURDAY 7TH TO

SUNDAY 8TH JUNE

Spalding MRC Pinchbeck Village Hall, Knights Street, Pinchbeck, Spalding, Lincolnshire

PE11 3RC **Saturday:** 10.00am - 4.00pm **Sunday:** 10.00am - 4.00pm **Contact:** David Dyle **Tel:** 01406 351041 **Email:** dyle.spaldingmrc@talktalk.net **Web:** www.spaldingmodelrailwayclub.org.uk

SATURDAY 14TH TO

SUNDAY 15TH JUNE

Gainsborough MRS Florence Terrace (near Tesco car park), Gainsborough, Lincolnshire DN21 1BE **Saturday:** 1.30pm to 6.00pm **Sunday:** 1.30pm to 6.00pm **Prices:** £4.00 adult, £3.00 child, £3.00 OAP, £10.00 family (2+2) **Contact:** M A Clapham **Tel:** 01427 615871 **Email:** gmrsccontact@gmail.com **Web:** www.gainsboroughmodelrailway.co.uk

SUNDAY 15TH JUNE

Chichester & District Society of Model Engineers Blackberry Lane (off Bognor

Road), Chichester (East), West Sussex PO19 2FS **Sunday:** 2.00pm - 5.00pm **Contact:** Mr Earnshaw-Mansell **Tel:** 07954 0511594 **Email:** benguilden@btinternet.com **Web:** www.cdsme.co.uk

SATURDAY 21ST JUNE

NMRA The Thamesiders Model Railroad Group Whitegates Farm, Frating Hill (A133), Frating, Essex CO7 7DG **Saturday:** 10.00am - 4.30pm **Contact:** Patrick Grace **Tel:** 01206 827368 **Web:** www.thamesidersmrg.org.uk

SATURDAY 28TH JUNE

Wirral O Gauge Group Unit 7, The Odyssey Centre, Birkenhead CH41 1HB **Saturday:** 1.00pm to 5.00pm **Prices:** £2.00 adult **Contact:** Jenny Elliott **Tel:** 07931 846794 **Email:** j.elliott37@sky.com

1HF **Saturday:** 10.00am - 5.00pm **Sunday:** 10.00am - 4.00pm **Prices:** £7.00 adult **Contact:** Dave Holman **Tel:** 07552777718

Shepton & District Model Railway Exhibiton Doulting Village Hall, 18 Chelynch Park, Doulting, Shepton Mallet, Somerset BA4 4PL **Saturday:** 10.00am - 4.30pm **Sunday:** 10.00am - 4.00pm **Prices:** £4.00 adult, £3.00 child, £3.00 OAP, £8.00 family (2 + 2) **Contact:** Mr Perrett **Tel:** 01761232950 **Email:** jp.perrett@btinternet.com

SUNDAY 15TH JUNE

Corby & District MRS Wilbarston Village Hall, Carlton Road, Wilbarston, Market Harborough, Leicestershire LE16 8QD **Sunday:** 10.00am - 4.00pm **Prices:** £4.00 adult, £2.00 child (2-16yrs), £3.00 OAP, £3.00 concessions, £10.00 family (2+2) **Contact:** Kevin Emsley **Tel:** 07503 77956 **Email:** kevemav@ntlworld.com **Web:** www.cdmrs.co.uk

SATURDAY 21ST JUNE

Gloucester Model Railway Show Hucclecote Methodist Church Hall, Carisbrooke Road, Gloucester GL3 3QP **Saturday:** 10.00am - 5.00pm **Prices:** £3.00 adult, £1.50 child, £2.00 concessions **Contact:** Alan Postlethwaite **Tel:** 01452 770447

Northolt MRC Northolt Village Community Centre, Ealing Road, Northolt, Middlesex UB5 6AD **Saturday:** 10.30am - 5.00pm **Prices:** £3.00 adult, £2.00 child, £2.00 OAP, £7.00 family (2 + 2) **Web:** www.northolt-mrc.org.uk

Mere Model Railway Exhibition Mere Lecture Hall, Salisbury Road BA12 6HA **Saturday:** 10.00am - 4.30pm **Prices:** £4.00 adult **Contact:** Tom Snook **Tel:** 01747 861977 **Email:** tomsnook29@hotmail.co.uk

SATURDAY 28TH JUNE

Enfield Town MRC St. Pauls Centre (corner of

Church St. and Old Park Ave.), Enfield EN2 6PR **Saturday:** 10.30 am - 5.00pm **Prices:** £3.00 adult **Contact:** Colin Wilson **Tel:** 01992 639361 **Web:** www.enfield-town-mrc.org.uk

Ipswich RMA & Model Engineers

Ipswich Transport Museum, Ipswich, Suffolk **Saturday:** 10.00am - 4.00pm **Prices:** £9.00 adult **Contact:** Keith Lankester **Tel:** 01473 251017 **Web:** www.irma.org.uk/imes.org.uk/ipswichtransportmuseum.co.uk

SATURDAY 28TH JUNE TO

SUNDAY 29TH JUNE

Pennine MRS Saddleworth Museum, Saddleworth, Uppermill OL3 6HS **Saturday:** 10.00am - 4.00pm **Sunday:** 10.00am - 4.00pm **Prices:** £2.50 adult **Contact:** David Haigh **Email:** davidhaigh@sky.com

Perth MRC Dewars Ice Rink Glover Street, Perth PH2 0TH Scotland **Saturday:** 10.00am - 17.30pm **Sunday:** 10.00am - 17.00pm **Prices:** £6.00 adult, £3.00 child, £5.00 OAP, £15.00 family (2 + 2) **Contact:** Stan Moug **Tel:** 07588 754959 **Email:** exhibitionmanager@perthmrc.com **Web:** www.perthmrc.com

TRAIN & TOY FAIRS

SUNDAY 11TH MAY

Malcolm Townsend - Ashfield Toy & Train Fair Festival Hall, Kirkby-in-Ashfield, Nottinghamshire NG17 7DJ **Sunday:** 10.00am - 3.00pm **Prices:** £2.00 adult **Contact:** Malcolm Townsend **Tel:** 07951 072790 **Email:** malctown@hotmail.co.uk **Web:** www.ashfieldtoyfairs.kk5.org

FRIDAY 16TH MAY

Malcolm Townsend- Alfreton Toy & Train Fair The Leisure Centre, Church Street, Alfreton, Derbyshire DE55 7BD **Friday:** 7.00pm

- 9.00pm **Prices:** £2.00 adult **Contact:** Malcolm Townsend **Tel:** 07951 072790 **Email:** malctow@hotmail.co.uk **Web:** www.ashfieldtoyfairs.kk5.org

SATURDAY 17TH MAY

SRP Toy Fairs - Henfield Henfield Hall, Henfield, West Sussex BN5 9DB **Saturday:** 10.00am - 2.00pm **Prices:** £2.00 adult, children free **Contact:** Gerald Widdowson **Tel:** 01322 662729 / 07739 998012 **Email:** srptoys1@hotmail.co.uk **Web:** www.srptoysfairs1.co.uk

SUNDAY 18TH MAY

Barry Stockton Train & Toy Collectors Fair - Wirral Hulme Hall, Wirral, Merseyside CH62 5DH **Sunday:** 10.30am to 3.00pm **Prices:** £2.00 adult, 50p child **Contact:** Barry Stockton **Tel:** 0151 334 3362 **Web:** www.barrystocktonfairs.co.uk

SRP Toy Fairs - Herne Bay The Kings Hall, The Beacon Hill, Herne Bay, Kent CT6 5BA **Sunday:** 10.00am - 2.00pm **Prices:** £2.00 adult, children free **Contact:** Gerald Widdows **Tel:** 01322 662729 / 07739 998012 **Email:** srptoys1@hotmail.co.uk **Web:** www.srptoysfairs1.co.uk

SUNDAY 25TH MAY

SRP Toy Fairs - Orpington Crofton Halls, Station Road, Orpington, Kent BR6 8PR **Sunday:** 10.00am - 2.00pm **Prices:** £2.00 adult, children free **Contact:** Gerald Widdows **Tel:** 01322 662729 / 07739 998012 **Email:** srptoys1@hotmail.co.uk **Web:** www.srptoysfairs1.co.uk

Barry Stockton Train & Toy Collectors Fair - Cheshire Holmes Chapel Leisure Centre, Selkish Drive, Holmes Chapel, Crewe, Cheshire CW4 7DZ **Sunday:** 10.30am to 3.00pm **Prices:** £2.00 adult, 50p child **Contact:** Barry Stockton **Tel:** 0151 334 3362 **Web:** www.barrystocktonfairs.co.uk

BANK HOLIDAY MONDAY 26TH MAY

SRP Toy Fairs - Rayleigh Swayne Park School, Sir Walter Rayleigh Drive, Rayleigh, Essex SS6 9BZ **Bank Holiday Monday:** 10.00am - 2.00pm

Prices: £2.00 adult, children free **Contact:** Gerald Widdowson **Tel:** 01322 662729 / 07739 998012 **Email:** srptoys1@hotmail.co.uk **Web:** www.srptoysfairs1.co.uk

SATURDAY 31ST MAY

Tony Oaks Fairs - Stoke on Trent Fenton Community Centre, Manor Street, Fenton, Stoke on Trent ST4 2PT **Saturday:** 10.30am to 2.00pm **Prices:** £1.00 adult **Contact:** Tony Oaks **Tel:** 01270 652773

SUNDAY 1ST JUNE

Barry Stockton Train & Toy Collectors Fair - Haydock Park Racecourse Exhibition Centre, Haydock Park, Merseyside WA12 0HQ **Sunday:** 10.30am to 3.00pm **Prices:** £2.00 adult, 50p child **Contact:** Barry Stockton **Tel:** 0151 334 3362 **Web:** www.barrystocktonfairs.co.uk

SRP Toy Fairs - Colchester Marks Tey Parish Hall, Old London Road, Marks Tey, Colchester CO6 1EN **Sunday:** 10.00am - 2.00pm **Prices:** £2.00 adult, children free **Contact:** Gerald Widdowson **Tel:** 07739998012 / 01322662729 **Email:** srptoys1@hotmail.co.uk **Web:** www.srptoysfairs1.co.uk

SATURDAY 7TH JUNE

Ray Heard - Exeter Train & Toy Fair Mattford Centre, Mattford Park Road, Exeter EX2 8FD **Saturday:** 10.00am - 3.00pm **Prices:** £2.00 adult **Contact:** Ray Heard **Tel:** 01823 480097 / 07717 278420 **Email:** rayheard66@btinternet.com

Tony Oaks Fairs - Chester Northgate Arena, Victoria Road, Chester, Cheshire CH2 2AU **Saturday:** 10.00am to 3.00pm **Prices:** £2.00 adult **Contact:** Tony Oaks **Tel:** 01270 652773

THURSDAY 12TH JUNE

Theydon Bois Toy & Train Fair Theydon Bois Village Hall, Coppice Row (B172), Theydon Bois, Essex CM16 7ER **Thursday:** 7.00pm - 9.00pm **Prices:** £1.00 adult **Contact:** Joe Lock **Tel:** 01992 467967 / 07866 641215



Supporting
LOSTWITHIEL TOY FAIR
Sunday
29th June

LISKEARD RAILWAY MODELS
Station Road, Liskeard, Cornwall PL14 4BX
TEL: 01579 349950
www.liskeardrailwaymodels.co.uk
Email: info@liskeardrailwaymodels.co.uk








While every care has been taken with the compilation of 'Diary Dates', entries are published in good faith - from information supplied by the organisers - and BRM does not accept responsibility for any cancellations or errors. It may be advisable to check with the club or venue before travelling.

THE CHATHAM & DISTRICT MODEL RAILWAY CLUB'S... **CHATHAM SHOW** 2014

www.chathamshow.co.uk



SATURDAY JUNE 14TH 10AM TO 5PM

SUNDAY JUNE 15TH 10AM TO 4PM

**MEDWAY PARK LEISURE CENTRE,
MILL ROAD, GILLINGHAM,
KENT ME7 1HF**

ENTRANCE £7.00

CHILDREN UNDER 14 FREE

(CHILDREN UNDER 14 MUST BE ACCOMPANIED BY AN ADULT)

ON-SITE & STREET PARKING AVAILABLE

10 MIN WALK FROM GILLINGHAM RAILWAY STATION

BUS STOP OUTSIDE THE CENTRE (GILLINGHAM MEDWAY PARK/WAR MEMORIAL)



Aston's

Toy & Model Railway Auctions



Our 2014 Toy Auctions in the West Midlands

Thursday 17th April - Toy Auction

Diecast Toys, Model Railways, Retro Toys, Tin Plate



Thursday 15th May - Toy Auction

Diecast Toys, Model Railways, Retro Toys, Toy Soldiers



Thursday 12th June - Toy Auction

Diecast Toys, Model Railways, Retro Toys, Slot Cars



Thursday 10th July - Toy Auction

Diecast Toys, Model Railways, Retro Toys, Dolls & Teddies

Thursday 7th August - Toy Auction

Diecast Toys, Model Railways, Retro Toys, Tin Plate, Lego



**Wrenn loco
sold for £650**

**VALUATIONS
EVERY
WEDNESDAY**

**Call us now
01384 250220**

Aston's Auctioneers & Valuers Limited.
Baylies Hall, Tower St, Dudley, DY1 1NB
Company ref 2405760 VAT ref 849365581

www.astontoyauctions.co.uk

Perth & District MRC presents

A Celebration of Model Railways 2014

THE DEWARS CENTRE,
Glover Street, Perth PH2 0TH

Saturday June 28th 10.00 am – 5.30 pm

Sunday June 29th 10.00 am – 5.00 pm



45 high quality model railways from all over the UK from T Gauge to Gauge 1
Modelling demonstrations, scale, gauge and preservation societies
DCC Seminars

A selection of around 42 trade stands including our advertising sponsors: Cheltenham Model Centre, Train-Tech, Caledonian Railway Association, Great North of Scotland Railway Association, Footplate Models, Douglas Blades, Parkside Dundas, Scottish Garden Railways, North Road Trains, Invertrain Model Railways, K&M Models, The Model Tree Shop, Squires Tools, D&E Videos – Realtrack Models, JDM Models, Brian Collier/Alan Jones, Model Roads and Tramways, Eileen's Emporium, Keith & Dufftown Railway, Doon Valley Models, Ten Commandments, Road Transport Images

Admission: Adult £6.00, Concession £5.00, Child £3.00, Family (2 + 2) £15.00

www.perthmrc.com or Tel. 07588 754959

Come and enjoy Scotland's Summer Show!

The World's Premier Train Auction House

Vectis
AUCTIONS LTD
COLLECTABLE TOY SPECIALISTS

Next stop at Thornaby is

Friday May 16th 2014

Model Train sale

Approaching Vectis

Model Trains - Friday 13th June - (Thornaby)

Model Trains - Friday 18th July - (Thornaby)

Model Trains - Friday 22nd August - (Thornaby)

Trains & Toys - Saturday 20th September - (Rugby)

Model Trains - Friday 10th October - (Thornaby)

Wanted for auction

Victorian to present day model trains & railwayana
All conditions - All gauges - Any size of collection



invaluable

Bid live at www.vectis.co.uk (except Rugby sales) & invaluable.com

VECTIS AUCTIONS, FLECK WAY, THORNABY, STOCKTON-ON-TEES, TS17 9JZ

Telephone 01642 750616

Fax 01642 769478 - e-mail admin@vectis.co.uk



Dates are correct at time of print but are subject to change - please check www.vectis.co.uk for updates.

NEW **dapol** 2014 RANGE

Class 68 diesel



New Model

Available in OO & N gauge
Liveries and prices TBA

Sign up for email notifications at
ehattons.com/dapol2014

OO Gauge LSWR Class B4 0-4-0 Pre-order for £79 (DCC £98)



New Model

The L & SWR
B4 class 0-4-0Ts

- 4S-018-001 96 'Normandy' in Southern Railway black
- 4S-018-002 96 'Caen Brown' in Southampton Docks brown
- 4S-018-003 88 in Southern Railway green
- 4S-018-004 30082 in BR black with early emblem
- 4S-018-005 30096 in BR black with late crest

OO Gauge Class 73 electro-diesel Pre-order for £105



New Liveries

- 4D-006-000 73102 'Airtour Suisse' in InterCity livery
- 4D-006-001 73105 in BR blue with large logo
- 4D-006-002 73124 in BR blue with full yellow ends
- 4D-006-003 73135 in BR blue with full yellow ends
- 4D-006-004 E6003 in BR green with lower grey panels **NEW**
- 4D-006-005 E6039 in early blue with small yellow panels **NEW**
- 4D-006-006 73138 in Civil Engineers grey & yellow **NEW**

OO Gauge Class 121 single car DMUs



Dapol general release - £103

- 4D-009-001 W55020 in BR green with speed whiskers
- 4D-009-002 W55028 in BR green with small yellow panels
- 4D-009-003 W55029 in BR blue & grey
- 4D-009-004 W55023 in BR blue

Hatton's Limited Editions

£129.95 (£134.95 weathered)

- 4D-009-HAT01 120 in 'GWR 150' chocolate & cream
- 4D-009-HAT02 121032 in Arriva Train Wales
- 4D-009-HAT03 960011 in Railtrack blue & green
- 4D-009-HAT04 121020 in Chiltern blue
- 4D-009-HAT05 55033 in Revised Network South East
- 4D-009-HAT06 960010 in Railtrack "coaching stock" maroon
- 4D-009-HAT07 55022 in Original Network South East

OO Gauge Class 122 single car DMUs



Dapol general release - £103

- 4D-015-001 55002 in BR blue & grey
- 4D-015-002 W55000 in BR green with speed whiskers
- 4D-015-003 55012 in Regional Railways livery
- 4D-015-004 SC55013 in BR blue

- 4D-015-005 SC55007 in BR green with small yellow panels

Hatton's Limited Editions

£129.95 (£134.95 weathered)

- 4D-015-HAT01 TDB975023 in Route Learning BR blue livery

N Gauge Class J72 0-6-0 Pre-order for £63 (DCC £82)



New Model

- 2S-022-005 68723 in BR lined green with late crest
- 2S-022-001 1715 in North Eastern Railway green
- 2S-022-002 8286 in LNER green
- 2S-022-003 68677 in BR black with early emblem
- 2S-022-004 69023 in BR black with late crest

N Gauge Class 6800 4-6-0 Grange Pre-order for £100 (DCC £119)



New Model

GWR Grange Class 4-6-0

- 2S-019-001 6820 'Kingstone Grange' GWR green shirtbutton
- 2S-019-002 6877 'Llanfair Grange' GWR green G&W lettering
- 2S-019-003 6809 'Burchlere Grange' BR lined black early emblem
- 2S-019-004 6856 'Stowe Grange' BR unlined black early emblem
- 2S-019-005 6837 'Forthampton Grange' BR lined green early emblem
- 2S-019-006 6803 'Bucklebury Grange' BR lined green late crest

N Gauge Class 142 'Pacer' 2-car DMU Pre-order for £91 (DCC £105)



- ND116A Northern Rail 142065
- ND116B Regional Railways 142081
- ND116C Northern Spirit 142025
- ND116D Arriva Trains Wales 142085
- ND116E Tyne & Wear PTE 142021

N Gauge Class 50 diesel Pre-order for £101 (DCC £119)



- 2D-002-000 D406 in BR blue (unrefurbished)
- 2D-002-001 50043 in BR blue (unrefurbished)
- 2D-002-002 50040 'Leviathan' in BR large logo blue
- 2D-002-003 50037 'Illustrious' in original NSE

O Gauge Class 08 shunter Pre-order for £169 (DCC Sound £TBA)



DCC Sound

- 7D-008-000 D3048 in BR green late crest & no warning panels
- 7D-008-001 13115 in BR green early crest & no warning panels
- 7D-008-002 08529 in BR blue with wasp stripes
- 7D-008-003 D3084 in BR green with wasp stripes & late crest

Class 5P4F Stanier Mogul 2-6-0 Pre-order for £101.11



- 31-690 2955 LMS lined black
- 31-691 42969 BR black with early emblem
- 31-692 42968 BR black with late crest

www.ehattons.com/mogul

Class E4 Brighton 0-6-2 Pre-order for £76.46



- 35-075 579 LB&SCR umber
- 35-076 473 Southern green
- 35-077 32556 BR black with early emblem
- 35-078 32470 BR black with late crest

www.ehattons.com/e4

Class 1F Midland 0-6-0 Pre-order for £67.79



- 31-430 1725 LMS black
- 31-431 41708 BR black with early emblem
- 31-432 41661 BR black with late crest

www.ehattons.com/1f

DUE SEP/OCT

Class C Wainwright 0-6-0 Pre-order for £76.46



- 31-465 31579 BR black with late crest
- 31-463 271 SECR plain green
- 31-464 593 SR black with green lining

DUE JUL/AUG

Class 64xx Pannier 0-6-0 Pre-order for £65.41



- 31-635 6407 GWR green
- 31-636 6403 BR black with early emblem
- 31-637 6400 BR black with late crest

www.ehattons.com/64xx

Class 03 0-6-0 Diesel shunters



- 31-364 D2383 BR green with wasp stripes - weathered £63.71
- 31-365 03170 BR blue with wasp stripes - weathered £63.71
- 31-366 D2016 BR green £59.46

See the Entire New Range at ehattons.com/dapol2014



FORTHCOMING RELEASES

Class 20 Diesel



32-044 D8028 BR green £72.21
32-038DS 20124 BR blue - weathered (DCC Sound) £195.46

Class 24/1 Diesel Pre-order for £73.06



32-440 D5135 BR plain green
32-441 D5149 BR green with small yellow panels
32-442 24137 BR blue
ehattons.com/24

Class 43 Warship Pre-order for £76.46



32-065 D865 'Zealous' BR maroon small yellow panels
32-066 D835 'Pegasus' BR green small yellow panels
32-067 824 'Royal Oak' BR blue
ehattons.com/warship

Class 45 Diesel



32-680 45036 BR blue £80.71
32-681 D108 BR green - weathered £84.96

Wickham Type 27 trolley & trailer Pre-order for £39.06



32-991 BR Maroon
32-992 BR Engineers yellow
32-993 BR Engineers yellow with wasp stripes
www.ehattons.com/wickham

Plasser Tamper track maintenance machine



36-165A Motorised £47
36-160A Non-motorised £19
DUE JUL/AUG

BR Mk2F coaches



TSO - FO - BSO - RFM
Pre-orderable in BR blue & grey and Intercity
with & without DCC lighting
DBSO Available in BR blue & grey and Scotrail
www.ehattons.com/mk2f
for full details & prices

BR Auto Trailer Pre-order for £42.50



39-575 Crimson & Cream
39-576 Maroon
39-577 Crimson
ehattons.com/auto

LMS Inspection Saloon Pre-order for £42.50



39-775 LMS Lined Maroon
39-776 BR Maroon
39-777 BR Blue & Grey
ehattons.com/inspection

Thompson Coaches Pre-order for £25.80



Composite Corridor
Composite Brake
2nd Class Brake Corridor
1st Class Corridor
Pre-orderable in LNER Teak or BR Crimson & Cream
ehattons.com/thompson

Post Office POT Stowage van Pre-order for £33.96



39-750 Post Office red
39-755 BR Blue & grey
39-760 Royal Mail Letters
39-765 Royal Mail TPO
ehattons.com/pot

Luggage vans Pre-order for £16.11



39-525 Southern PLV in SR green
39-526 Ex-Southern PMV in BR crimson
39-527 Ex-Southern PMV in BR green
39-528 Ex-Southern CCT in BR blue - weathered

SR Birdcage coaches Pre-order for £42.50



Brake composite, Composite & Brake 3rd
Pre-orderable in SECR Dark lake, SR olive green & BR Vermillion
www.ehattons.com/birdcage
for full details & prices

Warflats Pre-order for £21.25



38-725 WD Khaki drab with tank
38-726 WD Bronze green with tank
38-727 BR Grey
ehattons.com/warflat

TTA Class B



37-560 Unbranded £10.88
37-561 Unbranded - weathered £12.33
37-562 BP Black £10.88
37-563 BP Black - weathered £12.33
ehattons.com/ttab

Ambulance Train Pack Pre-order for £135.96



30-325 GWR Class 3700 No.3711 "City of Birmingham" in
WWI khaki livery, 3 x Midland coaches in crimson lake & 6 x
WWI figures

The Railway Children Train Pack Pre-order for £110.46



30-575 GWR 57xx Pannier in GNSR livery, 2 x GNSR
Coaches & Scenecraft Oakworth station building

See all forthcoming items at ehattons.com/bachmannpreorders



Visit

www.ehattons.com/preorder

for all forthcoming releases

OO Gauge

Steam locos



266201 Beyer Garratt 2-6-0 4970 LMS std bunker & pony wheel brake 1930-31. Pristine (Hel). . . . £199
NEXT MODELS DUE APR/MAY



R3064 BR Smokey Joe (Hor) £26



R2672 Caledonian Railway 0-4-0 steam loco in blue. Railroad range (Hor) £21



31-931 Class 1000 Midland Compound 4-4-0 1189 in LMS black (Bac) £112.88
31-932DC Class 1000 Midland Compound 4-4-0 40934 in BR lined black early emblem. DCC On Board (Bac) £127.76
31-933 Class 1000 Midland Compound 4-4-0 41157 BR lined black late crest (Bac) £112.88



R3005 Class 2800 2-8-0 2845 in BR black late crest - weathered (Hor) £106



32-828A Class 2MT Ivatt 2-6-0 46526 in BR lined green late crest - weathered (Bac) £89.21



31-128 Class 3000 GWR ROD 2-8-0 3036 in BR black early emblem - weathered (Bac) (list £139.95) **BARGAIN** . . . £88



31-086 Class 3200 Earl 'Dukedog' 4-4-0 9017 in BR black early emblem (as preserved) (Bac) £104
31-085 Class 3200 Earl 'Dukedog' 4-4-0 9022 BR black early emblem - weathered (Bac) £109



31-727 Class 3700 City GWR 4-4-0 3439 'City Of London' GWR Green Monogram (Bac) £104.98



R3006 Class 3800 2-8-0 3864 in BR weathered black early emblem. (Hor) £106
R3006X Class 3800 2-8-0 3864 BR weathered black early emblem. DCC Fitted (Hor) £120



31-626A Class 3F 0-6-0 43257 in BR black early emblem (Bac) £71.23
31-628DC Class 3F 0-6-0 43620 BR black late crest - weathered. DCC On Board (Bac) £93.16
32-233 Class 3F Fowler Jinty 0-6-0 tank 23 in S&DJR Blue (Bac) £82.01



32-140 Class 4575 Prairie tank 2-6-2 4585 in BR lined green early emblem (Bac) £68.30



32-129A Class 45xx Prairie tank 2-6-2 4545 in BR black early emblem (Bac) £72.21



31-880 Class 4F 0-6-0 3851 in LMS black Johnson/Deeley tender (Bac) £76.46
31-881 Class 4F 0-6-0 43875 BR black early emblem and Johnson/Deeley tender (Bac) £76.46
31-882 Class 4F 0-6-0 43924 BR black late crest and Fowler tender (as preserved) (Bac) £76.46



31-166 Class 5 L&YR 2-4-2T 50636 in BR lined black early emblem (Bac) £71.36
31-167DC Class 5 L&YR 2-4-2T 50795 in BR lined black early emblem (weathered). DCC Fitted (Bac) £98.13



R3110 Class 6P Patriot 4-6-0 45504 'Royal Signals' in BR green late crest. DCC Sound Fitted (Bac) £189
R3017 Class 6P Patriot 4-6-0 45535 'Sir Herbert Walker K.C.B.' in BR green early crest (Hor) £123
R3017X Class 6P Patriot 4-6-0 45535 'Sir Herbert Walker K.C.B.' in BR green early crest. DCC fitted (Hor) £126



R3110 Class 6P Patriot 4-6-0 45535 'Sir Herbert Walker K.C.B.' in BR green early crest. DCC fitted (Hor) £126



31-013 Class 7F S&DJR 2-8-0 53808 in BR black late crest & Deeley tender (Bac) £110.46



R3168 Class 8P 4-6-2 71000 'Duke Of Gloucester' in BR green late crest (Railroad range) (Hor) £79



32-859 Class 9F Standard 2-10-0 92233 BR black late crest - weathered (Bac) £124.02



R3086 Class A1 'Flying Scotsman' in LNER Apple Green. Upgraded to 3-pole motor flywheel (Railroad range) (Hor) . . . £76



32-550C Class A1 4-6-2 60163 'Tornado' in BR Express blue (Bac) £128.01



32-550B Class A1 4-6-2 60163 'Tornado' in BR lined Brunswick green (Bac) (list £150.60) £92



R3060 Class A1 4-6-2 60163 'Tornado' in British Railways Apple Green (Railroad Range) (Hor) £79



32-550C Class A1 4-6-2 60163 'Tornado' in BR Express blue (Bac) £128.01



31-530 Class A2 4-6-2 526 'Sugar Palm' in LNER lined apple green. (Bac) (list £149.95) **BARGAIN** . . . £89

31-528 Class A2 4-6-2 60533 'Happy Knight' in BR lined green late crest and double chimney & multi-valve regulator (Bac) (list £149.95) **BARGAIN** . . . £99



31-529 Class A2 4-6-2 60534 'Irish Elegance' in BR lined green early emblem (Bac) (list £149.95) **BARGAIN** . . . £92



31-965 Class A4 4-6-2 60021 'Wild Swan' in BR lined green early emblem (Bac) (list £129.40) **BARGAIN** . . . £92



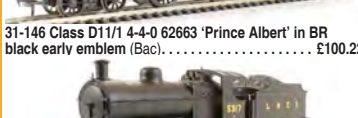
R2784X Class A4 4-6-2 60022 'Mallard' in BR late crest green (DCC Fitted) - Railroad Range (Hor) £72



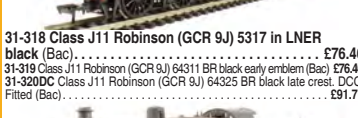
R3131 Class A4 steam loco 4-6-2 4462 'Great Snipe' in LNER blue (Hor) £116



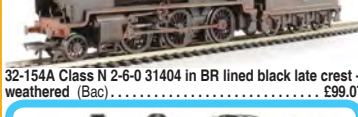
31-715 Class B1 1123 in LNER lined green (Bac) £76



31-714 Class B1 1250 'A Harold Bibby' in BR lined black early emblem (Bac) . . £74



R2921X Class B17/2 Sandringham 4-6-0 61637 'Thorpe Hall' in BR early crest DCC Fitted (Hor) £125



R2922X Class B17/6 Sandringham 4-6-0 61650 'Grimsby Town' in BR late crest DCC Fitted (Hor) £125



31-146 Class D11/1 4-4-0 62663 'Prince Albert' in BR black early emblem (Bac) £100.22



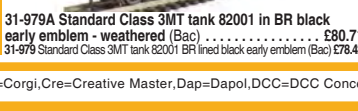
31-318 Class J11 Robinson (GCR 9J) 5317 in LNER black (Bac) £76.46



31-319 Class J11 Robinson (GCR 9J) 64311 BR black early emblem (Bac) £76.46



31-320DC Class J11 Robinson (GCR 9J) 64325 BR black late crest. DCC Fitted (Bac) £91.76



32-154A Class N 2-6-0 31404 in BR lined black late crest - weathered (Bac) £99.07

31-002 Class O4 Robinson ROD 2-8-0 63635 in BR black early emblem (Bac) (list £129.95) **BARGAIN** . . . £78

31-001Z Class O4 Robinson ROD 2-8-0 63743 (shed 9G) in BR black late crest - weathered. Ltd Edition of 512 (Bac) (list £148.72) **BARGAIN** . . £79

31-564 Class V2 Gresley 2-6-2 60860 'Durham School' in BR lined black early emblem (Bac) £94

31-565 Class V2 Gresley 2-6-2 60862 in BR lined green late crest and double chimney (Bac) £94

32-261 Class WD Austerity 2-8-0 90441 in BR black early emblem (Bac) £110.42

32-260DC Class WD Austerity 2-8-0 90448 in BR black with late crest. DCC On Board (Bac) £125.29

31-979A Standard Class 3MT tank 82001 in BR black early emblem - weathered (Bac) £80.71

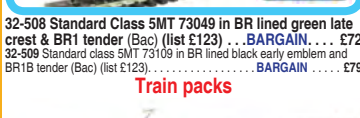
31-979 Standard Class 3MT tank 82001 in BR lined black early emblem (Bac) £78.42



32-954 Standard class 4MT 2-6-0 76058 in BR lined black early emblem (Bac) (list £102.95) **BARGAIN** . . . £66



32-360 Standard Class 4MT 2-6-4 tank 80121 BR lined black late crest (Bac) £84.96



32-508 Standard Class 5MT 73049 in BR lined green late crest & BR1 tender (Bac) (list £123) **BARGAIN** . . . £72



32-509 Standard class 3MT 73109 in BR lined black early emblem and BR1B tender (Bac) (list £123) **BARGAIN** . . . £79



R3133 East Coast 'Flying Scotsman' Train Pack Class 91 electric loco, DVT & 2 Mk4 coaches (Hor) £144



R3093 Tornado Pullman Pack Special Edition (modified Railroad) Class A1 4-6-2 60163 Tornado & 3 x R223 style Pullman coaches (Hor) £132



R2955 Virgin Charter Relief Train Pack Class 90 90029 in EWS and DVT 82126 in 'Pretendolino' (Hor) (list £153.25) **BARGAIN** . . . £96



R3049 Class 08 0-6-0 Diesel Shunter 08417 in Serco Livery (Hor) £77



1405 Class 14 'Teddy Bear' (ex British Rail Green) Blue Circle Cement (ex D9526) (Weathered). (Hel) (list £115) **BARGAIN** . . . £75



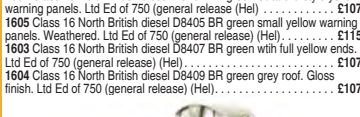
1406 Class 14 'Teddy Bear' British Steel 45' (Ex British Rail Green (Weathered) wasp ends. (Hel) (list £115) **BARGAIN** . . . £75



1404 Class 14 'Teddy Bear' D9521 BR Green (pristine). (Hel) (list £105) **BARGAIN** . . . £89



1403 Class 14 'Teddy Bear' D9535 BR Green (weathered). (Hel) (list £115) **BARGAIN** . . . £89



1600 Class 16 North British diesel D8400 BR green grey roof. Ltd Ed of 750 pcs (Hel) £107



1601 Class 16 North British diesel D8401 BR green small yellow warning panels. Ltd Ed of 750 (general release). (Hel) £107

1602 Class 16 North British diesel D8404 BR green Stratford-style yellow warning panels. Ltd Ed of 750 (general release). (Hel) £107

1605 Class 16 North British diesel D8405 BR green small yellow warning panels. Weathered. Ltd Ed of 750 (general release). (Hel) £115

1603 Class 16 North British diesel D8407 BR green with full yellow ends. Ltd Ed of 750 (general release). (Hel) £107

1604 Class 16 North British diesel D8409 BR green grey roof. Gloss finish. Ltd Ed of 750 (general release). (Hel) £107

1716 Class 17 diesel D8585 in green small yellow panels (Hel) £87

1717 Class 17 diesel D8606 in green full yellow ends (Hel) £87

Visit

www.ehattons.com

12,300+ items available
with live stock information



32-037 Class 20 20901 in GBRI (Bac).....£72.21



4D-012-003 Class 22 B-B Diesel Hydraulic D6311 in BR green small yellow panels & disc headcode box (Dap) . £103
4D-012-002 Class 22 B-B Diesel Hydraulic D6327 in BR Green.
Amended yellow panels and disc headcode box (Dap) £103



2320 Class 23 Baby Deltic D5900 green headcode discs and frost grilles - gloss (Hel)£104
2321 Class 23 Baby Deltic D5901 green headcode discs and frost grilles (Hel) . £104
2322 Class 23 Baby Deltic D5905 green headcode discs and no frost grilles (Hel) £104



2311 Class 23 Baby Deltic D5906 in BR green small yellow panels (Hel) (list £119.95)..... BARGAIN..... £76
2310 Class 23 Baby Deltic D5907 in BR Green small yellow ends - gloss finish. (Hel) (list £119.95)..... BARGAIN..... £72



2323 Class 23 Baby Deltic D5909 green headcode discs and no frost grilles - weathered (BR).....£112
2300 Class 23 Baby Deltic diesel D5900 in BR Green Small Yellow Panels and 4 character headcode. (Hel) (list £119.95) BARGAIN..... £76
2308 Class 23 Baby Deltic diesel D5900 in BR Green large yellow ends. (Hel) (list £119.95)..... BARGAIN..... £72



32-431DC Class 24 24077 in BR blue indicator discs. DCC On Board (Bac).....£76.46



2608 Class 26/1 diesel D5339 in BR green small yellow panels (Hel).....£87
2609 Class 26/1 diesel D5341 in BR green small yellow panels (Hel).....£87




2724 Class 27 BRCW Sulzer diesel D5353 in BR green (Hel) (list £99.95)..... BARGAIN..... £69
2723 Class 27 BRCW Sulzer diesel D5361 in BR green small yellow panels (Hel) (list £99.95)..... BARGAIN..... £69
2708 Class 27 BRCW Sulzer diesel D5381 in BR green small yellow panels (Hel) (list £99.95)..... BARGAIN..... £69



2709 Class 27 BRCW Sulzer diesel D5389 in BR blue small yellow panels (Hel) (list £99.95)..... BARGAIN..... £69



2800 Class 28 Co-Bo Diesel D5700 Full BR Green - modified windows. (Hel) (list £125)..... BARGAIN..... £84
2811 Class 28 Co-Bo Diesel D5702 BR Green Small Yellow Panels. (Hel) (list £125)..... BARGAIN..... £100



2801 Class 28 Co-Bo Diesel D5705 BR Green Small Yellow Panels (as preserved). (Hel) (list £125)..... BARGAIN..... £89
2804 Class 28 Co-Bo Diesel D5708 BR Green Full Yellow Ends (Weathered). (Hel)..... BARGAIN..... £132
2809 Class 28 Co-Bo Diesel D5708 BR Green Full Yellow Ends. (Hel) (list £125)..... BARGAIN..... £89
2807 Class 28 Co-Bo Diesel D5711 in Full BR Green modified windows. (Hel) (list £125)..... BARGAIN..... £89
2810 Class 28 Co-Bo Diesel D5714 Full BR Green - modified windows. (Hel) (list £125)..... BARGAIN..... £89
2803 Class 28 Co-Bo Diesel D5718 BR Green Small Yellow Panels (Weathered). (Hel) (list £132)..... BARGAIN..... £98



R3067 Class 31 Diesel Electric 31256 BR Blue (Railroad Range) (Hor) (list £64.99)..... BARGAIN..... £57
R2963 Class 31/4 31439 diesel in Regional Railways "North Yorkshire Moors Railway" DCC Ready. (Hor).....£109
3434 Class 33/0 diesel 33033 Railfreight Construction Sector triple grey (Hel).....£95
3432 Class 33/0 diesel 33059 in BR blue full yellow ends (Hel).....£95
3431 Class 33/0 diesel 6544 in BR blue full yellow ends (Hel).....£95
3430 Class 33/0 diesel D6506 in BR blue full yellow ends (Hel).....£95



3410 Class 33/0 diesel D6507 in early BR green (Hel).....£95
3413 Class 33/0 diesel D6530 in BR green experimental yellow panels rounded top corners (Hel).....£95
3414 Class 33/0 diesel D6570 BR green full yellow ends and BR coach roundels (Hel).....£95
3411 Class 33/0 diesel D6577 in early BR green (Hel).....£95
V212 Class 37 diesel 37426 Intercity Mainline "V" Lein Fach Vale of Rheidol" (V1).....£70



32-781A Class 37/0 37034 BR Blue Split Head Code - weathered (Bac).....£83.90
32-480DS Class 40 D211 "Mauretania" in BR green indicator discs. DCC Sound on board (Bac).....£208



32-481 Class 40 D369 in BR green centre head code (Bac) NEW.....£81.56



4748 Class 47 Un-numbered BR green full yellow ends (Hel) (list £89)..... BARGAIN..... £60



31-658D Class 47/0 47190 "Pectinidae" in BR Petroleum Sector sound (Bac).....£212.46
31-658 Class 47/0 47190 "Pectinidae" BR Petroleum Sector - weathered (Bac).....£97.71



31-656DC Class 47/0 D1677 "Thor" in BR green full yellow ends. DCC On Board (Bac).....£94
32-616 Class 47/3 47365 "Diamond Jubilee" BR Railfreight Distribution (Bac).....£99.21



32-817 Class 47/7 47745 "Royal London Society For The Blind" in RES red & grey (Bac).....£89.21



32-815 Class 47/8 47834 "Fire Fly" BR Intercity Swallow (Bac).....£89.21



4D-003-007 Class 52 diesel D1012 "Western Firebrand" in BR maroon small yellow panels (Dap).....£119
4D-003-003 Class 52 diesel D1056 Western Sultan BR Maroon full yellow panels (Dap).....£135
4D-003-006 Class 52 diesel D1065 "Western Consort" in BR maroon small yellow panels (Dap).....£119



32-526DS Class 55 Deltic 55018 "Ballymoss" in BR blue. DCC Sound (Bac).....£180



32-529B Class 55 Deltic D9011 in BR two-tone green. Weathered (advertised earlier as "pristine") (Bac) . £82.88



32-761 Class 57/0 57312 in Network Rail yellow (Bac).....£86.36



R3141 Class 60 diesel DB Schenker "Tata Steel" (Hor) . £120



32-734A Class 66 diesel 66101 in DB Schenker - weathered (Bac).....£97.71



32-736 Class 66 diesel 66846 in Colas Rail (Bac) . £86.45



32-980 Class 66/9 66731 "InterhubGB" in GBRI Europorte (Bac).....£86.41
R3183 Class 67 diesel loco 67002 in Arriva Trains Wales (Hor).....£108



31-587DC Class 70 PowerHaul diesel 70004 in Freightliner. DCC On Board (Bac).....£112.50
31-588 Class 70 PowerHaul diesel 70005 Freightliner - weathered (Bac) £115.01



31-995 Class D/16 LMS 10000 in BR Brunswick green lined orange & black (Bac).....£99
31-996 Class D/16 LMS 10000 BR Brunswick green, part egg shell blue waistband (Bac).....£99



4011 English Electric DP2 prototype in BR two-tone green (as per 1965 until withdrawal in 1967) (Hel) (list £129.95)..... BARGAIN..... £89



MM0088 Irish Class 071/111 diesel loco 088 in CIE original (Mur).....£125
MM0080 Irish Class 071/111 diesel loco in NR orange & black (Mur) £125

Electric locos



31-678 Class 85 (AL5) Bo-Bo Electric 85026 in BR blue single pantograph (Bac) (list £112.45)..... BARGAIN..... £78
31-677 Class 85 (AL5) Bo-Bo Electric 83056 in BR blue single pantograph. (Bac) (list £112.45)..... BARGAIN..... £80



R3149 Class 92 Co-Co electric loco in DB Schenker (Hor) £62
R3135 Class 92 electric loco 92032 in GBRI (Hor).....£62

DMUs



R3047 Class 101 2 Car DMU in Strathclyde PTE orange (Hor).....£88



31-325DC Class 105 2 Car Cravens DMU in BR blue full yellow ends (DCC on Board). (Bac) (list £129.95)..... BARGAIN..... £79

31-325 Class 105 2 car Cravens DMU in BR blue full yellow ends. Norwich / Lowestoft (Bac) (list £114.95)..... BARGAIN..... £70
31-327 Class 105 2 car Cravens DMU in BR green half yellow ends. Harwich/Manningtree (Bac) (list £110.55)..... BARGAIN..... £79
31-326A Class 105 2 Car Cravens DMU in BR green speed whiskers. (Bac) (list £114.95)..... BARGAIN..... £70
31-535 Class 105 Cravens 2 Car DMU in BR blue full yellow ends (Power Twin Unit) (Bac) (list £114.95)..... BARGAIN..... £67
31-537 Class 105 Cravens 2 Car DMU in BR green half yellow ends (Power Twin Unit) (Bac) (list £114.95)..... BARGAIN..... £63
32-903 Class 108 2 car DMU in BR Greater Manchester PTE white & blue. Chester/Manchester (Bac) (list £106.05)..... BARGAIN..... £58
32-906 Class 108 2 Car DMU in BR green half yellow ends (Bac) (list £114.95)..... BARGAIN..... £69



32-905 Class 108 2-car DMU in BR blue & grey full yellow ends (Bac) (list £114.95)..... BARGAIN..... £59
32-912 Class 108 3 Car DMU BR blue full yellow ends (Bac) (list £134.95)..... BARGAIN..... £74



8940 Class 128 DPU Blue full yellow ends and flush fronts (Hel).....£94
8942 Class 128 DPU in BR blue (weathered) (Hel).....£100
8993 Class 128 DPU BR blue full yellow ends and Midland style fronts (Hel) £94
8992 Class 128 DPU BR blue small yellow panels and Midland style fronts (Hel).....£94



8991 Class 128 DPU in BR Green small yellow panels and Midland style fronts (Hel).....£94
8990 Class 128 DPU BR Green speed whiskers and Midland style fronts (Hel).....£94
8902 Class 128 DPU W55991 in early BR blue white cab roof domes and yellow gateway door covers. (Hel).....£94



32-925 Class 150/1 2-car DMU in First North Western. Preston/Blackpool (Bac) (list £105).....£53
32-515A Derby Lightweight 2 Car DMU in BR green half yellow ends (Bac) £90
32-516A Derby Lightweight 2 Car DMU BR green speed whiskers (Bac) £93.97



32-517 Derby Lightweight 2-car DMU BR blue (Bac) £90

Prices valid until 11/06/14

Orders received after this date for products that have increased in price will be given a refund



8705 Railbus W&M E79961 in green - gloss (Hel) **BARGAIN** £69
(list £119.95)
8704 Railbus W&M E79962 in green large yellow panel - weathered, (Hel) (list £129.95) **BARGAIN** £79



8710 Railbus W&M Laboratory 20 "Elliot" in RTC red & blue (Modelzone Exclusive) (Hel) £97



8800 Railcar W79975 in BR light green speed whiskers & semi-gloss finish (Hel) £94

EMUs



R4529 1967 Brighton Belle Car (Pullman Trailer 1st W/ Kitchen) No.2 (Hor) £37
R4528 1967 Brighton Belle Car (Pullman Trailer 1st W/Kitchen) No.1 (Hor) £37
R4527 1967 Brighton Belle Car (Pullman Trailer 3rd) (Hor) £37
31-030 Class 350/1 Desiro 4 Car EMU 350 111 "Apollo" in Silver Link (unbranded) (Bac) (list £189.95) **BARGAIN** £109



31-032 Class 350/1 Desiro 4-Car EMU 350 102 in London Midland (Bac) (list £189.95) **BARGAIN** £127
31-031 Class 350/1 Desiro 4 Car EMU 350 238 in London Midland (Bac) (list £189.95) **BARGAIN** £127



R3185 Class 395 Javelin 4 car EMU "Sir Chris Hoy" in Southeastern (Hor) **NEW** £132
R3161A Class 401 2-BL 2-car EMU 2041 in SR green DCC ready (Hor) £99
R3161AX Class 401 2-BL 2-car EMU 2041 in SR green DCC fitted (Hor) £114
R3162AX Class 401 2-BL 2-car EMU 2142 in BR green DCC Fitted (Hor) £114



R3162A Class 401 2-BL 2-car EMU 2142 in BR green DCC Ready (Hor) £99



31-375 Class 416 2-car EPB EMU in BR blue (Bac) (list £119.50) **BARGAIN** £69



31-267 Class 419 Motor Luggage Van (MLV) in BR blue & grey (Bac) £66
31-265 Class 419 Motor Luggage Van (MLV) BR Southern Region green (Bac) £66



31-266 Class 419 Motor Luggage Van (MLV) in BR Southern Region green yellow panel (Bac) £66



R2946 Class 423 VEP 4 car EMU in BR Blue (Hor) (list £180.99) **BARGAIN** £118



R2988 Class 5BEL Pullman Brighton Belle 1967 2 Car Pack (2 x Drive MTR. Brake 3rd) (Hor) (list £184.49) **BARGAIN** £100

Track Maintenance vehicles



B859NRY2 MRA side-tipping ballast train. 5 car unit & generator vehicle. Network Rail yellow new running number. Pristine (B859A) (Dap) £118



B859RTBQ2 MRA side-tipping ballast train. 5 car unit & generator vehicle. Railtrack blue/grey. Pristine (Dap) £89



B800 Non-motorised OO Track Cleaner motorised cleaning heads & vacuum blue (Dap) £56



31-577A Windhoff MPV Multi-Purpose master and slave units in Railtrack - weathered (Bac) £126.61

Track cleaning fluid

Train sets - analogue



30-042 DCC starter train set 0-6-0 Saddle Tank loco & 0-6-0 Junior Diesel Shunter, 2 wagons, brake van & 36-500 controller (Bac) £127.49



R1171 Flight Of The Mallard train set LNER Class A4 4-6-2 "Mallard" steam loco & 3 teak coaches (Hor) £144



R1167 Flying Scotsman Set 3 x LNER coaches (loco has 3-pole motor) (Hor) £120



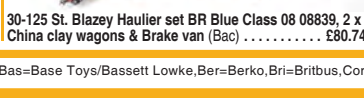
R1138 GWR Passenger Freight train set GWR Class 101 0-4-0 steam loco, 2 wagons & 4 wheel coach (Hor) £77



30-077 Midnight Metropolitan 32-217 style London Transport maroon pannier (different number to 30-076 version) (Bac) £89.24



30-160 Rural Commuter set Class 105 2 car DMU in BR green (Bac) £84.99



30-125 St. Blazey Hauler set BR Blue Class 08 08839, 2 x China clay wagons & Brake van (Bac) £80.74



30-007 Starter set "Jack the Saddle Tank" (Bac) £54

Train sets - DCC



R1173 e-Link DCC Western Master train set GWR Class 2721 steam loco & 3 wagons (Hor) £120



R1125 Somerset Belle train set Class 3F 0-6-0 S&DJR 0-6-0 steam loco & 3 wagons - DCC control (Hor) £134

Coaches



R4515 Gresley (Non Vestibuled) Suburban 1st Class in LNER teak (Hor) £44



R4574 LNER Thompson Teak effect Non-Corridor Brake third class coach (Hor) £40



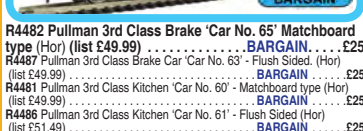
R4572 LNER Thompson Teak effect Non-Corridor Composite (Lavatory) (Hor) £45



R4573 LNER Thompson Teak effect Non-Corridor Third Class. (Hor) (list £48.99) **BARGAIN** £32



R4475 Pullman 12-wheel 3rd Class Parlour Car "Car No. 97" (Hor) (list £50.49) **BARGAIN** £29



R4485 Pullman 1st Class Kitchen Car "Adrian" - Flush Sided (Hor) £47



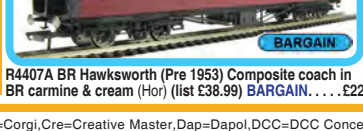
R4480 Pullman 1st Class Kitchen Car "Minerva" - Matchboard type (Hor) (list £49.99) **BARGAIN** £25



R4478 Pullman 1st Class Parlour Car "Leona" - Matchboard type (Hor) (list £49.99) **BARGAIN** £25



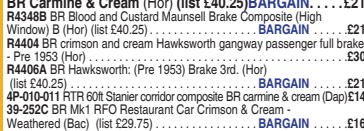
R4483 Pullman 1st Class Parlour Car "Ornyx" - Flush Sided (Hor) (list £49.99) **BARGAIN** £25



R4484 Pullman 2nd Class Parlour Car "Car No.64" - Flush Sided (Hor) £38



R4408A BR Hawksworth: (Pre 1953) 1st / 3rd Brake in BR Carmine & Cream (Hor) (list £40.25) **BARGAIN** £21



R4348B BR Blood and Custard Maunsell Brake Composite (High Window) B (Hor) (list £40.25) **BARGAIN** £21



R4404 BR crimson and cream Hawksworth gangway passenger full brake - Pre 1953 (Hor) £30



R4406A BR Hawksworth: (Pre 1953) Brake 3rd. (Hor) (list £40.25) **BARGAIN** £21



4P-010-011 RTR 60th Stanier corridor composite BR carmine & cream (Dap) £14



39-252C BR Mk1 RFO Restaurant Car Crimson & Cream - Weathered (Bac) (list £29.75) **BARGAIN** £16



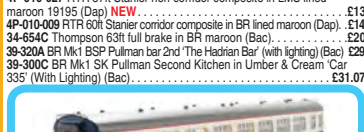
39-027H BR Mk1 SK Second Corridor (WR) Crimson & Cream - Weathered (Bac) (list £29.75) £25.29



39-333A BR Mk2 FK First Corridor BR Green. (Bac) (list £28.95) **BARGAIN** £14



39-153C BR Mk1 FK First Corridor (SR) Green. (Bac) (list £28.35) **BARGAIN** £15



34-577B Bulleid 63ft 2nd open in BR (SR) green (Bac) £19



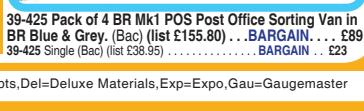
R4409A BR Hawksworth (Post 1953): Gangway Passenger Brake in BR Maroon (Hor) (list £38.99) **BARGAIN** £22



R4411A BR Hawksworth: (Post 1953) Brake 3rd in BR Maroon (Hor) (list £40.25) **BARGAIN** £21.50



R4412A BR Hawksworth: (Post 1953) Composite in BR Maroon (Hor) (list £38.99) **BARGAIN** £22



39-271C Pack of 4 BR Mk1 GUV in Maroon. Weathered (Bac) (list £119) £74

39-271C Single (Bac) (list £29.75) **BARGAIN** £19

39-271C Mecapack of 8 (Bac) (list £238) **BARGAIN** £142

R4569 BR (Ex LNER) 61' 6" Corridor Buffet Car in maroon (Hor) £44

R4567 BR (Ex LNER) 61' 6" Corridor 1st Class (Hor) £38

R4566 BR (Ex LNER) 61' 6" Corridor Brake Composite in maroon (Hor) £44

39-500 Pack of 4 BR Mk1 SLF Sleeper Car in maroon (Bac) (list £115.80) **BARGAIN** £89

39-500 Single (Bac) £24

R4352 Mk1 BSK brake corridor second in BR maroon. New tooling for 2013 (Hor) £15

R4350 Mk1 CK corridor composite BR maroon. New tooling for 2013 (Hor) £15

R4413A BR Hawksworth: (Post 1953) 1st / 3rd Brake in BR Maroon (Hor) (list £40.25) **BARGAIN** £21

R4351 Mk1 SK corridor second in BR maroon. New tooling for 2013 (Hor) £17

34-325C Period III 60ft Parcels Van in BR maroon - weathered (Bac) £20.91

4P-010-027 RTR 57H Stanier non-corridor composite in LMS lined maroon 19195 (Dap) **NEW** £13

4P-010-009 RTR 60th Stanier corridor composite in BR lined maroon (Dap) £14

34-654C Thompson 63ft full brake in BR maroon (Bac) £20

39-300A BR Mk1 BSP Pullman bar 2nd The Hadden Bar (with lighting) (Bac) £29

39-300C BR Mk1 SK Pullman Second Kitchen in Umber & Cream "Car 335" (With Lighting) (Bac) £31.07

39-321 BR Mk1 BSP Pullman bar 2nd coach in blue/grey (with lighting) (Bac) (list £36.55) **BARGAIN** £21

39-291A BR Mk1 FP Pullman parlour 1st coach in blue grey (with lighting) (Bac) (list £36.55) **BARGAIN** £21

39-274A BR Mk1 GUV InterCity Metrolink Blue & Grey - Weathered (Bac) £25.29

39-425 Pack of 4 BR Mk1 POS Post Office Sorting Van in BR Blue & Grey. (Bac) (list £155.80) **BARGAIN** £89

39-425 Single (Bac) (list £38.95) **BARGAIN** £23



Opening Hours

Shop 8am to 6pm Mon to Sat
10am to 4pm Sun

Phones 7am to 9pm Mon to Thu
8am to 6pm Fri & Sat
10am to 4pm Sun



39-381 BR Mk2A BSO brake open 2nd Intercity blue/grey SC9424 (Bac) (list £25.95) BARGAIN £12

39-380A BR Mk2A BSO Brake Second Open Blue & Grey (Bac) (list £28.95) BARGAIN £18

39-340A BR Mk2A FK First Corridor Blue & Grey (Bac) (list £28.95) BARGAIN £18

39-400 BR Mk2S BFK brake corridor 1st blue grey 14033 (Bac) (list £25.95) BARGAIN £12

39-501 BR Mk1 SLF Sleeper Car in blue & grey (Bac) BARGAIN £24

39-501 Pack of 4 (Bac) (list £115.80) BARGAIN £89

39-311A BR Mk1 SP Pullman Second Parlour Grey & Blue (With Lighting) (Bac) (list £36.55) BARGAIN £30

R4468 BR Gresley (ex-LNER) Buffet Car in BR blue/grey (Hor) BARGAIN £44

39-250 BR Mk1 BCK Brake Composite Corridor Blue & Grey (Bac) (list £28.95) BARGAIN £24.10

39-301A BR Mk1 SK Pullman Second Kitchen Grey & Blue (With Lighting) (Bac) (list £36.55) BARGAIN £21

34-652B Thompson 63ft full brake BR blue - weathered (Bac) (list £25.75) BARGAIN £17



39-430 Pack of 4 BR Mk1 POS Post Office Sorting Van in Royal Mail Letters Large Red, (Bac) (list £155.80) BARGAIN £89

39-430 Single (Bac) (list £38.95) BARGAIN £25



39-435 Pack of 4 BR Mk1 POS Post Office Sorting Van in Royal Mail Travelling Post Office Red, (Bac) (list £155.80) BARGAIN £89

39-435 Single (Bac) (list £38.95) BARGAIN £25

39-185 BR Mk1 BG Full Brake in Departmental Olive Green (Bac) BARGAIN £24.10

39-372 BR Mk1 BK2S BSO brake open 2nd Network South East (Bac) (list £28.95) BARGAIN £14

R4271A Pendolino trailer standard buffet (non-working pantograph) PTSRBH (Hor) (list £41.49) BARGAIN £29



R296 Track cleaning coach (Hor) Wagons £22

Whass10 10 foot wagon chassis (Dap) BARGAIN £5.50



38-113A Pack of 4 100 ton TEA bogie tank wagon in Esso grey (Bac) (list £130) BARGAIN £72

38-113A Single (Bac) (list £32.50) BARGAIN £19

38-113A Megapack of 8 (Bac) (list £260) BARGAIN £139

37-778C 12 ton mogog van in GWR grey (Bac) BARGAIN £7.78



38-475 Pack of 4 12 Ton non-ventilated van corrugated ends in BR bauxite (early) (Bac) (list £43.80) BARGAIN £31

38-475 Single (Bac) BARGAIN £8

38-476 Megapack of 8 (Bac) (list £87.60) BARGAIN £59



38-476 Pack of 4 12 Ton non-ventilated van corrugated ends in BR bauxite (late) (Bac) (list £43.80) BARGAIN £31

38-476 Single (Bac) BARGAIN £8

38-476 Megapack of 8 (Bac) (list £87.60) BARGAIN £59



38-903A 12 ton plankd shock absorbing van corrugated ends BR bauxite (Bac) BARGAIN £7



38-080B Pack of 4 12 Ton Southern 2+2 plankd ventilated van in LMS grey (Bac) (list £43.80) BARGAIN £36

38-080B Single (Bac) BARGAIN £10

38-080B Megapack of 8 (Bac) (list £87.60) BARGAIN £68



38-450 Megapack of 8 13 ton Hyfit steel open wagon in BR bauxite (early) (Bac) (list £79.80) BARGAIN £58



38-450 Pack of 4 (Bac) (list £39.80) BARGAIN £30

38-450 Single (Bac) BARGAIN £8



37-226F Pack of 4 16 ton steel mineral wagon top flap doors in BR bauxite (Bac) (list £41) BARGAIN £34

37-226F Single (Bac) BARGAIN £10



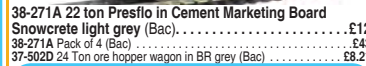
37-250H 16 ton steel mineral wagon without top flap doors in BR grey (Bac) BARGAIN £8.29



R6368 20 Ton brake van in BR brown (Hor) BARGAIN £6

R6586 21 Ton wagon "Cambrian Wagon Works" (Hor) BARGAIN £7

A003 21T hopper wagon - unpainted (Dap) BARGAIN £6



38-271A 22 ton Presflo in Cement Marketing Board Snowcrete light grey (Bac) BARGAIN £12

38-271A Pack of 4 (Bac) BARGAIN £43

37-502D 24 Ton ore hopper wagon in BR grey (Bac) BARGAIN £8.21



38-011B Pack of 4 24 Tonne glw MFA open box mineral wagon in EWS (ex-Loadhaul) (Bac) (list £40) BARGAIN £39

38-011B Single (Bac) BARGAIN £9

38-011B Megapack of 8 (Bac) (list £80) BARGAIN £62

38-404 25 ton Pill Box brake van in BR Departmental olive green (Bac) BARGAIN £11



38-825G 25 Ton Queen Mary brake van in BR bauxite (Bac) BARGAIN £15.43

R6615 27 Ton Tipper "Stewarts & Lloyds" (Hor) NEW £16

R6616 27 Ton Tippler British Steel Corporation (Hor) BARGAIN £8



37-930C 3 plank wagon in BR bauxite BD container in BR crimson (Bac) BARGAIN £9.27



38-929B 30 Ton Bogie Bolster in BR grey Steel Pipes (Bac) BARGAIN £10.63

38-856D 30 Ton bogie bolster wagon in BR grey (Bac) BARGAIN £18



38-041B Pack of 4 31 Tonne OBA open wagon in Railfreight (Bac) (list £77.80) BARGAIN £60

38-058 Single (Bac) (list £21.95) BARGAIN £11

38-041B Megapack of 8 (Bac) (list £155.60) BARGAIN £74



38-058 Pack of 4 31 tonne OCA dropside open wagon in EWS - weathered (Bac) (list £87.80) BARGAIN £39

38-125A Single (Bac) (list £21.95) BARGAIN £11


38-058 Megapack of 8 (Bac) (list £175.60) BARGAIN £76



38-125A Pack of 4 35 Ton VBA box van sliding door in EWS (Bac) (list £78.80) BARGAIN £42

38-125A Single (Bac) (list £19.70) BARGAIN £11

38-125A Megapack of 8 (Bac) (list £157.60) BARGAIN £79



4F-040-009 4 plank wagon "Cadbury" (Dap) NEW £9

4F-040-010 4 plank wagon "Cadbury" - weathered (Dap) NEW £10



R6581 4-plank wagon Morecombe Electricity Dept (Hor) NEW £7

R6592 4-plank wagon The Fleetwood Industrial Co-op Society (Hor) BARGAIN £7

R6579 4-plank wagon The Newmarket Coop (Hor) NEW £7



38-130A Pack of 4 40 Tonne YGH Sealion bogie hopper wagon in olive green - weathered BARGAIN £26

38-130A Single (Bac) BARGAIN £23

38-130A Megapack of 8 (Bac) (list £224.40) BARGAIN £135



33-879A Pack of 4 45 Ton bogie well wagon in LNER grey boiler load (Bac) BARGAIN £36

33-879A Single (Bac) BARGAIN £10

33-879A Megapack of 8 (Bac) BARGAIN £70

37-584 45 ton TTA tank in Ciba-Geigy (Bac) BARGAIN £10.88



38-020A Pack of 4 46 Tonne glw CEA covered hopper wagon in EWS - weathered (Bac) (list £57.60) BARGAIN £44

38-020A Single (Bac) BARGAIN £12

38-020A Megapack of 8 (Bac) (list £115.20) BARGAIN £82



33-080D 5 plank china clay wagon hood in BR bauxite - weathered (Bac) BARGAIN £7.99



4F-052-015 5 plank wagon 9' wheabase "Alfred Jukes" (Dap) NEW £9

4F-052-016 5 plank wagon 9' wheabase "Alfred Jukes" - weathered (Dap) NEW £10

37-036 5 plank wagon steel floor in Tarbitulmac (Bac) BARGAIN £7

37-036 Pack of 4 (Bac) (list £37.60) BARGAIN £26

37-061C 5 plank wagon wooden floor in BR grey (Bac) BARGAIN £8.42



R6597 5-plank wagon "Hopton-Wood Stone Firms Ltd" (Hor) NEW £7

4F-031-003 6 wheel milk tanker "Unigate Dairies" (ex-B1009) (Dap) BARGAIN £11

4F-031-019 6 wheel milk tanker "United Dairies" (Dap) BARGAIN £11



R6595 6-plank wagon "J. Hackett & Co." (Hor) NEW £7.95

37-081F 7 plank end door wagon in BR grey (Bac) BARGAIN £8.67

4F-071-006 7 plank wagon "LMS" - weathered (Dap) BARGAIN £10

37-188 7 plank wagon coke rails "Moy" - weathered (Bac) BARGAIN £10.16




R6587 7-plank end-tipping wagon "T. Burnett & Co. Ltd" (Hor) NEW £7

R6590 7-plank wagon "A & H. Betts" (Hor) NEW £7.95

R6578 7-plank wagon Pentwyn Black Vein Colliery (Hor) NEW £7

4F-080-104 8 plank wagon "Laport Ltd" (Dap) NEW £9

4F-080-105 8 plank wagon "Laport Ltd" - weathered (Dap) NEW £10



R6601 8-plank wagon "Foster & Co." (Hor) NEW £7.95



38-159 Pack of 4 80 Tonne BDA bogie bolster wagon in Railfreight steel beam load, (Bac) (list £95) BARGAIN £46

38-159 Single (Bac) (list £23.75) BARGAIN £12

38-159 Megapack of 8 (Bac) (list £190) BARGAIN £89



38-150A 80 tonne glw BDA bogie bolster wagon in Loadhaul (Bac) (list £87.20) BARGAIN £11

38-150A Pack of 4 (Bac) (list £87.20) BARGAIN £39

38-150A Megapack of 8 (Bac) (list £174.40) BARGAIN £76



38-151B Pack of 4 80 Tonne glw BDA bogie bolster wagon in Railfreight (Bac) (list £87.20) BARGAIN £49

38-151B Single (Bac) (list £21.80) BARGAIN £13

38-151B Megapack of 8 (Bac) (list £174.40) BARGAIN £96



38-352A BAA steel carrier steel coils in Railfreight red & black (Bac) BARGAIN £19.98



R6638A BR 12 Ton Fish Van (Hor) BARGAIN £10



R6613 BR 20 Ton Car (Railfreight) Brake Van (Hor) BARGAIN £14



R6641A BR 4 Wheel CCT Van in crimson. New tooling for 2013 (Hor) BARGAIN £12

R6473 BR Brown mineral wagon x 3 (Railroad Range) (Hor) BARGAIN £16



R6619 BR Macaw Bogie Bolster wagon, (Hor) NEW £16



38-350A BZA steel carrier steel coils in EWS (Bac) BARGAIN £19.98

5105Hel Cargowagon IPE/IGE557 bogie flat 4647 007 Corus Rail brandings (Hel) (list £33) BARGAIN £15

5105Hel Pack of 4 (Hel) (list £132) BARGAIN £56



5107 Cargowagon IPE/IGE557 bogie flat 4747 028 in weathered Cargowagon (Hel) (list £38) BARGAIN £17

5107 Pack of 4 (Hel) (list £152) BARGAIN £62

4F-037-102 Conflat wagon & container "Pickfords" (Dap) BARGAIN £11

37-960 Conflat wagon in BR bauxite A container in BR crimson (Bac) BARGAIN £8.82



4100 Dogfish ballast wagons - Civil Engineers "Dutch". Lightly weathered, unloaded - Pack of 4 (Hel) (list £69) BARGAIN £39



38-347 FNA nuclear flask wagon sloping floor & oval buffers in standard Buff (Bac) (list £26.95) BARGAIN £19

4F-014-003 Fruit D van W2010 in BR maroon (Dap) BARGAIN £14

R6366 Fuel wagon pack with Shell, Texaco & Total tankers (Hor) BARGAIN £12



4F-060-007 Grampus wagon DB990488 in BR black (Dap) BARGAIN £12

4F-013-105 Gunpowder van "Blue Circle" - weathered (Dap) BARGAIN £10

for new releases



38-678 GWR Shunters Truck BR Black 'Loco Dept.' (Bac) £10.58
38-678 GWR Shunters Truck GWR Grey Newton Abbott (Bac) ... £10.58



37-313 Intermodal bogie wagon 2 x 45ft containers in Maersk (Bac) ... £33.45
37-314 Intermodal bogie wagon 2 x 45ft containers in Salmarine (Bac) ... £33.45
BHspec856d IOA Network Rail bogie ballast wagon, 70 5992 033-3, Hatton's Limited edition of 500, Pristine (Dap) (list £19.95) BARGAIN ... £12
BHspec856b IOA Network Rail bogie ballast wagon, 70 5992 045-3, Hatton's Limited edition of 500, Pristine (Dap) (list £19.95) BARGAIN ... £12
BHspec856c IOA Network Rail bogie ballast wagon, 70 5992 077-1, Hatton's Limited edition of 500, Pristine (Dap) (list £19.95) BARGAIN ... £12



38-212A Pack of 4 JJA auto ballaster in Railtrack curved top profile (4 per rake each Generator wagon) (Bac) (list £151) ... BARGAIN ... £110
38-212A Single (Bac) ... £28
38-212A Megapack of 8 (Bac) (list £302) ... BARGAIN ... £214
R6640 LMS 4 Wheel CCT Van, New tooling for 2013 (Hor) ... £12
R6640A LMS 4 Wheel CCT Van, New tooling for 2013 (Hor) ... £12



38-240 Pack of 4 MBA Megabox high-sided bogie box wagon in EWS (with buffers) (Bac) (list £100.80) ... BARGAIN ... £62
38-240 Single (Bac) (list £25.20) ... BARGAIN ... £16
38-240 Megapack of 8 (Bac) (list £201.60) ... BARGAIN ... £119



38-242 Pack of 4 MBA Megabox high-sided bogie box wagon in EWS - weathered (without buffers) (Bac) (list £108) ... BARGAIN ... £54
38-242 Single (Bac) (list £27) ... BARGAIN ... £14
38-242 Megapack of 8 (Bac) (list £216) ... BARGAIN ... £104



38-553 Midland 20T Brake Van LMS Bauxite (without Duckets) (Bac) ... £12.67



38-245 Pack of 4 MOA Monsterbox low-sided bogie box wagon in EWS (Bac) (list £105.80) ... BARGAIN ... £54
38-245 Single (Bac) (list £26.45) ... BARGAIN ... £14
38-245 Megapack of 8 (Bac) (list £211.60) ... BARGAIN ... £100
R6543 Murco 100 Ton Tanker (Hor) ... £21



38-300 Pack of 4 OTA (ex-VDA) timber carrier lumber load in BR Railfreight (Bac) (list £99.80) BARGAIN ... £77
38-300 Single (Bac) ... £20
38-301 OTA (ex-VDA) timber carrier lumber load in EWS (Bac) ... £20
38-301 Pack of 4 (Bac) (list £99.80) ... BARGAIN ... £77



38-185 Pack of 3 12 Ton ventilated vans in BR bauxite (late) - weathered (Bac) ... £30



37-672 Pack of 3 14 Ton tank wagons in British Tar - weathered (Bac) ... £33.96



37-671 Pack of 3 14 Ton tank wagons in Fina - weathered (Bac) ... £33.37
38-285 Pack of 3 22 ton Prestfos in Tunnel Cement (Bac) ... £36



37-096 Pack of 3 7 plank 'Coal trader' BR (P numbered) wagons - weathered (Bac) ... £27.16



37-095 Pack of 3 7 plank 'Coal trader' private owner wagons - weathered (Bac) ... £25.88
37-981 Pack of 3 Conflat wagons in BR bauxite AF containers in light blue - weathered (Bac) ... £33.50



37-982 Pack of 3 Conflat wagons in BR bauxite BD containers in BR crimson - weathered (Bac) ... £33.45




R6371 Pack of 6 Petrol tanker wagon in Shell black (Hor) (list £37.50) ... BARGAIN ... £33
R6371 Single (Hor) ... £6
R6534 PGA Hopper Wagon 'Yeoman' (Hor) ... £13
C043 Prestwin 1win Silo cement wagon plastic kit (Dap) ... £5.40



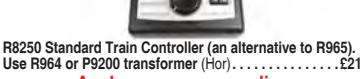
4F-039-004 Telescopic hood wagon in Tiphook blue & grey #589 9 058 8 (Dap) ... £21
4F-039-001 Telescopic hood wagon Tiphook blue & grey #589 9 061 5 (Dap) ... £21
4F-039-002 Telescopic hood wagon Tiphook blue & grey #589 9 091 2 (Dap) ... £21
A021 Unpainted 6 wheel milk tanker (Dap) ... £9.99



R6622 ZFO/ZFP (Trout) Ballast Hopper, (Hor) NEW ... £14



R6222 ZFO/ZFP (Trout) Ballast Hopper, (Hor) NEW ... £14



R8250 Standard Train Controller (an alternative to R965), Use R964 or P9200 transformer (Hor) ... £21



P9200 Multi-purpose transformer for use R8250, Successor to R964 (Hor) ... £14




DCR-21PIN-01 21-pin 4-function 1.1Amp direct plug decoder back EMF (Hat) ... £12
DCR-21PIN-ValuePack05 (Hat) ... £57
DCR-21PIN-ValuePack10 (Hat) ... £110



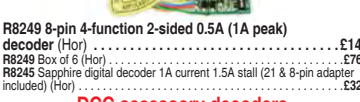
X9659 4-pin Hornby decoder (Hor) ... £10



DCC27 8 & 21-pin 4-function 1A (1.8A peak) small OMNI decoder (measures 231 x 27w x 10d mm) (Gau) ... £16
DCC-TS2SAP 8-pin 2-function TS Series small & thin decoder Stay Alive (DCC) ... £23.95



R8249 8-pin 4-function 2-sided 0.5A (1A peak) decoder (Hor) ... £14
R8249 Box of 6 (Hor) ... £76
R8245 Sapphire digital decoder 1A current 1.5A stall (21 & 8-pin adapter included) (Hor) ... £32



PC2 One Touch DCC Quad point controller x 4 (Tra) ... £32
DCD-ADS9 Solenoid accessory decoder (8-way) (DCC) ... £41

KEY: Anc=Ancorton, ANE=ANE Model, Bac=Branchline, Bas=Base Toys/Bassett Lowke, Ber=Berkio, Bri=Britbus, Cor=Corgi, Cre=Creative Master, Dap=Dapoli, DCC=DCC Concepts, Del=Deluxe Materials, Exp=Expo, Gau=Gaugemaster

DCC controllers



R8312 e-LINK Module, Railmaster Software & 1 Amp Transformer (PC/Laptop Required) (Hor) ... £68



36-500 EZ Command DCC controller - boxed (Bac) ... £65

DCC accessories



R8239 Power and Signal Booster - can be used any DCC controlled system (Hor) ... £74

Point motors



DCP-CB6D Cobalt slow-action digital DCC point motor x 6 (DCC) ... £110
R8014 Mark 2 Point Motor (Hor) ... £7



TT300 Slow motion DCC point motor (Tra) ... £20



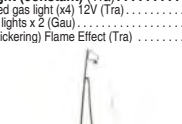
R8243 Surface Mounted point motor (Hor) ... £7

Electronic components

DCF-PS2.0 Pickup springs 2mm axle for OO x 48 (DCC) ... £22.95
R8211 Rolling road for all types of steam loco (utilises live rollers) (Hor) ... £48

Lighting equipment

DML-SRBRGVP 6 upright lamps and 2 swan-neck wall lamps - SR/BR gas (DCC) ... £69.95
DML-MBS Buffer stop lamps x 2 (DCC) ... £22.95



AL3 Coach light (constant) (Tra) ... £13
TSV203 Converted gas light (x4) 12V (Tra) ... £9.50
GM56 OO Buffer lights x 2 (Gau) ... £10
AL2 Tail Light (Flickering) Flame Effect (Tra) ... £13



TSV211 Yard light 6v 110mm (Tra) ... £6.50

Accessories



SFX10 Steam loco sound capsule (with built in battery, speaker & motion detector) (Tra) NEW ... £37

Cables & Wires

PL-80 Power feed joiners - Code 100/124 (x4 pairs) (Pec) ... £6

Spares

SL-111 Finescale insulated rail joiners/fishplates (Code 70, 75 & 83) for OO & HO gauge - Pack of 12 (Pec) ... £20
SL-110 Finescale rail joiners/fishplates (for code 70, 75 & 83) for OO & HO gauge - Pack of 24 (Pec) ... £20
SL-11 Insulated rail joiners/fishplates for OO, HO & O gauge code 100 rails incl. Hornby, Peco & Peco Streamline) - Pack of 12 (Pec) ... £2
SL-10 Metal rail joiners/fishplates (for code 100 rails incl. Hornby, Peco & Peco Streamline). For OO, HO & O gauge - Pack of 24 (Pec) ... £2
R8213 Spare rollers for rolling road (for use R8211) (Hor) ... £16



B803 Track cleaner (B800) accessory pack (Dap) ... £9

Wheel sets

R8218 14.1 mm coach wheels (pack of 10) (Hor) ... £5



R8264 14.1mm 2 hole coach wheels (pack of 10) (Hor) ... £5

36-033 Brass turned coach disc wheels on 10 metal axles - Pack of 20 (Bac) ... £8
36-034 Brass turned wagon disc wheels on 10 metal axles - Pack of 20 (Bac) ... £8
R8097 Metal 3 hole disc wagon wheels on axles (10 axles) (Hor) ... £6.50
R8098 Metal spoked wheels on axles (10 axles) (Hor) ... £5
36-005A Pair of BR Mk1 coach bogies. Identical to 36-005 (Bac) ... £4

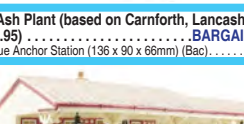
Buildings - railways



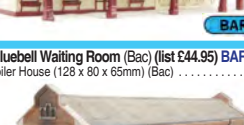
PO213 2 Road Red Brick Engine Shed & Workshop Building (Card Kit) (Met) ... £13
44-065 Art Deco Platform Centre Building (Bac) ... £17



44-086 Ash Plant (based on Carnforth, Lancashire) (Bac) (list £79.95) ... BARGAIN ... £47
44-183 Blue Anchor Station (136 x 90 x 66mm) (Bac) ... £29.71



44-087 Bluebell Waiting Room (Bac) (list £44.95) BARGAIN ... £22
44-132 Boiler House (126 x 80 x 65mm) (Bac) ... £16.96



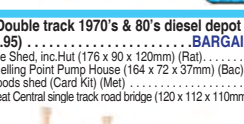
44-173 Brick Servicing Depot (320 x 82 x 121mm) (Bac) ... £50.96
PO237 Country station (Card Kit) (Met) ... £10
LK-20X Double length overall arched station roof (Pec) ... £18



44-141 Double track 1970's & 80's diesel depot (Bac) (list £79.95) ... BARGAIN ... £49
522 Engine Shed, inc. Hut (176 x 90 x 120mm) (Rail) ... £26
44-128 Fueling Point Pump House (164 x 72 x 37mm) (Bac) ... £25.46
PO232 Goods shed (Card Kit) (Met) ... £11
44-121 Great Central single track road bridge (120 x 112 x 110mm) (Bac) ... £31



44-144 Highley Station Booking Hall (215 x 80 x 105mm) (Bac) ... £59.46
44-142 Highley Station House (148 x 110 x 130mm) (Bac) ... £38.21



44-146 Highley Station Yard Crane (60x45x75mm) (Bac) £21.21
SSAM103 Interior for signal boxes. Use for Wills SS-48 or Metcalfe PO233 (Wills) ... £6
LK-56 Loco inspection pit for normal code 100 track (Pec) ... £6



44-148 Highley Station Yard Crane (60x45x75mm) (Bac) £21.21



44-146 Highley Station Yard Crane (60x45x75mm) (Bac) £21.21



44-148 Highley Station Yard Crane (60x45x75mm) (Bac) £21.21



44-146 Highley Station Yard Crane (60x45x75mm) (Bac) £21.21



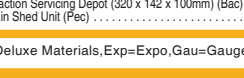
44-148 Highley Station Yard Crane (60x45x75mm) (Bac) £21.21



44-146 Highley Station Yard Crane (60x45x75mm) (Bac) £21.21



44-148 Highley Station Yard Crane (60x45x75mm) (Bac) £21.21




44-176 Stone Signal Box (114 x 60 x 80mm) (Bac) ... £37.36
44-179 Traction Fuelling Point (96 x 50 x 70mm) (Bac) ... £19.51
44-178 Traction Servicing Depot (320 x 142 x 100mm) (Bac) ... £73.91
LK-80 Train Shed Unit (Pec) ... £23



UK P&P £4 PER ORDER
£2 per single diecast item
£7 guaranteed Next Day delivery
(Orders before 2pm)

Man-made scenic structure - railway-related

R083 Buffer Stop (Hor) £1.40
R083 Box of 6 (Hor) £8
R636 Double track level crossing (Hor) £18



R070 Electrically Operated Turntable (Hor) £59



44-186 Great Central Water Tower (96 x 40 x 74mm) (Bac) £23.76
SL-43 Loco Lift and storage unit (Pec) £11
44-192 Platform Buffet (100 x 40 x 55mm) (Bac) £25.46
LK-62 Platform Edging, Concrete Type (Pec) £4.60
OOST5 Platform footbridge kit (Anc) £19
R6833 Platform No.3 - Single sided straight x 2 - Skaledale (Hor) £9
R464 Platform Ram (Hor) £3.50
SL-40 Rail built buffer stop (Pec) £1.40



44-548 Station Signage Set (15 x 5 x 48mm) (Bac) . . £4.21
R8614 Straight Platform x 2 - Skaledale (Hor) £9
SS57 Vari-girder plate girder panels (W/L) £5
44-071 Wagon Loading Tower (172 x 90 x 205mm) (Bac) £34

Signals



ECKB228 2 light signal red/green standard square head (Ber) £16
DS8 One Touch DCC Signal Dual Home (R/G) (Tra) £32
DS1 One Touch DCC Signal Home (R/G) (Tra) £22



4L-002-001 Signal - Motorised, LMS home (OOSIGN3) (Dap) £22
4L-001-001 Signal - Motorised, Square post GWR home lower quadrant (OOSIGN1) (Dap) £22
4L-002-002 Signal - Motorised, Square post LMS distant upper quadrant (ex-OOSIGN4) (Dap) £22

Buildings - general



44-134 1930's Semi Detached Houses (140 x 70 x 110mm) (Bac) £33.96
44-135 1970's Detached House (105 x 85 x 89mm) (Bac) £21.21
PO229 Brewing facility consisting of main brewhouse, malt store & ale store. (Card Kit) (Met) £9
R8788 Corrugated Nissen Hut - Skaledale "Rural" range (Hor) £7
R8626 Country Fire Station - Skaledale (Hor) £24
R8701 Country police station - Skaledale (Hor) £19
44-190 Crossing Keeper's Cottage (80 x 90 x 100mm) (Bac) £18.66
PO330 GWR Signal box (card kit) (Met) £12



44-223 Low Relief 3 storey Solicitors/Doctors (100 x 28 x 140mm) (Bac) £18.66
44-235 Low Relief British Transport Police Station (74 x 30 x 90mm) (Bac) £16.96
44-227 Low Relief Pear of Victorian Tenements (204 x 56 x 160mm) (Bac) £42.46
PO277 Low relief terrace house backs - stone (Met) £10
PO274 Low relief terrace house fronts - red brick (128w x 73d x 125h mm) (Met) £10
PO205 Low-relief Pub & Shops (124 x 81 x 35mm) (Bac) £20.36
R9722 Modern Terraced House (Hor) £20



44-094 Modern Town house under construction (Bac) (list £49.95) BARGAIN £24



PO261 Pair of red brick terraced houses (Card Kit) (Met) . . £9
PO226 Parish Church (re-designed) (Met) £15
44-157 Pendon Wagon & Horses Pub (230 x 95 x 100mm) (Bac) £40.76
44-193 Prefabricated House (124 x 81 x 35mm) (Bac) £20.36
PO263 Red brick corner shop (Card Kit) (Met) £9



44-191 Red Star Parcels Office (108 x 40 x 40mm) (Bac) £20.36
44-194 Taxi Office (50 x 44 x 64mm) (Bac) £15.26
R8621 Terrace house (left hand) - Skaledale (Hor) £12



R8622 Terrace house (right hand) - Skaledale (Hor) . . £12

NEW



PO272 Terraced shop fronts - brick - 128 (w) x 73 (d) mm (Met) **NEW** £13
PO273 Terraced shop fronts - stone - 128 (w) x 73 (d) mm (Met) **NEW** £13

Man-made scenic structure - non-railway

44-517 Brite trolleys (pack of 4) (Bac) £8



OOF8 Chainlink Security Fence Barbed Wire Top Kit (240 x 25mm) (Anc) £12



LK-45 Flexible field fencing. Approx 1066mm (42in). 5 pieces (Pec) £2.50



44-512 Snack Bar (Bac) (list £14.95) . . . BARGAIN . . . £7



GM375 Tarmac road 68mm wide (1m) (Gau) £6.95

Bridges, Tunnels & Walls

SS80 3 arch viaduct plastic kit (W/L) £19



R076 Foot Bridge (Hor) £14
PO236 Footbridge (Met) £8
R8008 Grand suspension bridge (Hor) £39



R9751 Hagley Footbridge (Hor) £25
44-228 Low Relief Double Track Tunnel Portal (175 x 10 x 94mm) (Bac) £13.60
548 Modular Covered Footbridge (Rat) £20
R8641 Platform footbridge - Skaledale "Rural" range (Hor) £22
44-152 Railway Road Over Bridge (102 x 184 x 88mm) (Bac) £38.21
537 Retaining Walls x 2 (350mm long) (Rat) £7

Minerals, Water & Rocks

GM114 Granite Ballast - OO & HO gauge - large bag 500g (Gau) . . £3

People - civil



36-407 1950s Train Crew x 6 (Bac) £6
R511 Sitting People x 6 (Hor) £5
R562 Town people x 8 (Hor) £5
36-049 Trackside workers (x6) (Bac) £6



36-051 Traction Maintenance Depot Workers (x6) (Bac) £6
36-401 Transporters/rail-enthusiasts (x6) (Bac) £6

Track - Code 100 Setrack

ST-273 Power clip (Pec) £2
ST-245 Setrack curved double radius left handed point insulfrog (Pec) £12
ST-244 Setrack curved double radius right handed point insulfrog (Pec) £12
ST-201 Setrack double straight (Pec) £1.75
ST-250 Setrack medium diamond crossing insulfrog (Pec) £2
ST-221 Setrack No.1 radius double curve (Pec) £2
ST-226 Setrack No.2 radius double curve (Pec) £2
ST-241 Setrack No.2 radius left handed point insulfrog (Pec) £7.50
ST-240 Setrack No.2 radius right handed point insulfrog (Pec) £7.50
ST-225 Setrack No.2 radius standard curve (Pec) £1
ST-231 Setrack No.3 radius double curve (Pec) £2.25
ST-235 Setrack No.4 Radius Standard Curve. No "double" version produced - use 16 to form a circle (Pec) £2
ST-204 Setrack Quad Straight (Pec) £3
ST-204 Box of 24 (Pec) £58
ST-202 Setrack short straight (Pec) £1
ST-200 Setrack standard straight (Pec) £1.20


Track - Code 100 Streamline



SL-100 Pack of 25 1 yard (91.5cm) length of Code 100 Wooden-sleeper nickel silver flexible track (Pec) . . . £64
SL-100 Single (Pec) £2.80
SL-102 1 yard (91.5cm) length of Nickel Silver concrete-sleeper flexible track (Pec) £2.75
SL-102 Pack of 25 (Pec) £62
SL-E99 3 way medium radius point electrofrog (Pec) £22



SL-99 3 way medium radius point insulfrog (Pec) . . . £22



SL-90 Double slip insulfrog (Pec) £28
SL-98 Large Y point (Pec) £10
SL-87 Left hand curved point (Pec) £10.50
SL-87 Left hand curved point electrofrog (Pec) £11
SL-E89 Left hand large point electrofrog (Pec) £10
SL-89 Left hand large point insulfrog (Pec) £10



SL-96 Left hand medium point (Pec) £9
SL-E96 Left hand medium point electrofrog (Pec) £9
SL-92 Left hand small point (Pec) £8
SL-E92 Left hand small point electrofrog (Pec) £8
SL-86 Right hand curved point (Pec) £10.50
SL-E86 Right hand curved point electrofrog (Pec) £11
SL-E88 Right hand large point electrofrog (Pec) £10
SL-88 Right hand large point insulfrog (Pec) £10
SL-95 Right hand medium point (Pec) £9
SL-E95 Right hand medium point electrofrog (Pec) £9
SL-91 Right hand small point (Pec) £8
SL-E91 Right hand small point electrofrog (Pec) £8
SL-85 Short crossing insulfrog (Pec) £8
SL-80 Single slip insulfrog (Pec) £27
SL-97 Small Y point (Pec) £8
SL-E97 Small Y point electrofrog (Pec) £8.50

Track - Code 75 FineScale Streamline

SL-102F 1 yard (91.5cm) length of finescale Nickel Silver concrete-sleeper flexible track (Pec) £3
SL-102F Pack of 25 (Pec) £64
SL-100F 1 yard (91.5cm) length of Nickel Silver Finescale flexible track (Pec) £295
SL-100F Pack of 25 (Pec) £64
SL-E199 3 way finescale medium radius point electrofrog (Pec) £24
SL-E190 Finescale double slip electrofrog (code 75 Rail) (Pec) £24
SL-E198 Finescale large Y point electrofrog (Pec) £10.50
SL-E187 Finescale left hand curved point electrofrog (Pec) £10.50
SL-E189 Finescale left hand large point electrofrog (Pec) £10.50
SL-E196 Finescale left hand medium point electrofrog (Pec) £10.50
SL-E192 Finescale left hand small point electrofrog (Pec) £10
SL-E186 Finescale right hand curved point electrofrog (Pec) £11
SL-E188 Finescale right hand large point electrofrog (Pec) £10.50
SL-E195 Finescale right hand medium point electrofrog (Pec) £10.50
SL-E191 Finescale right hand small point electrofrog (Pec) £10
SL-E180 Finescale single slip electrofrog (code 75 rail) (Pec) £29

Track & Points

R0809 1 single yard length of Semi-Flexible Track (Hor) £3.50
R0809 Pack of 24 (Hor) £79
R065 1st radius double curve (8 make a circle) (Hor) £2.50
R065 Circle of 8 (Hor) £15
R066 2nd radius curve (Hor) £2
R067 2nd radius double curve track (8 make a circle) (Hor) £2.25
R067 Circle of 8 (Hor) £18
R069 3rd radius double curve track (8 make a circle) (Hor) £3
R069 Circle of 8 (Hor) £22
36-607 Double Curve 2nd radius 438mm Arc 45 (same as Hornby R807) (Bac) £2
R001 Double Straight (Hor) £2.25
R601 Box of 24 (Hor) £49
R8222 Extension Pack B. Contains 1 x R8073, 2 x R600, 4 x R607, 1 x R606, 1 x R083 (Hor) £21
R8223 Extension Pack C. Contains 1 x R8073, 2 x R600, 4 x R607, 1 x R606 (Hor) £21
R8224 Extension Pack D. 1 x R8072, 3 x R605, 1 x R608, 1 x R636, 1 x R083 (Hor) £32
R8225 Extension Pack F. Contains 1 x R8072, 1 x R8073, 2 x R600, 2 x R606, 1 x R083 (Hor) £22
SL-190 Finescale double slip insulfrog (Pec) £34
R910 Fishplates/rail joiners x 12 (Hor) £2
R0714 Left hand curved point (Hor) £14
R8072 Left hand Express point (Hor) £16
R8077 Left Hand Standard Point (Hor) £9
36-874 Left-hand curved point Radii 438mm Arcs 22.5 & 33.75 (same as Hornby R8074) (Bac) (list £13.70) BARGAIN £11
36-877 Left-Hand Point (same as Hornby R8077) (Bac) £11



36-872 Left-hand standard point (Bac) £7
R603 Long Straight (Hor) £3.25



HELIX-50-505 Modular helix in clear acrylic 50cm height single track (Pro) £380
R8206 Power track for analogue (non DCC) use only (Hor) £4.50
DCX-PBM PowerBase Magnet Pack - to enable OO locos for PowerBase - 12 magnets (DCC) £14



DCX-PBVP PowerBase OO Gauge Value Pack - use to setup PowerBase on 16ft (5 metres) of track and run 3 locos - 12 magnets (DCC) £24
R8075 Right hand curved point (Hor) £14.40
36-875 Right Hand Curved Point Radii 438mm Arcs 22.5 & 33.75 (same as Hornby R8075) (Bac) £11
R8078 Right hand Express point (Hor) £16
R8073 Right Hand Standard Point (Hor) £9
36-878 Right-Hand Standard Point (same as Hornby R8078) (Bac) £11
36-873 Right-Hand Standard Point (Bac) £7
R600 Standard Straight (Hor) £2
R600 Box of 24 (Hor) £33
ST-100 Starter Track Set (Pec) £52
36-600 Straight Track 158mm (same as Hornby R600) (Bac) £1
36-600 Box of 12 (Bac) (list £15.60) BARGAIN £10
36-601 Straight track 335mm (same as Hornby R601) (Bac) £1.50
R617 Uncoupling Ramp (Hor) £3

Track underlay



GM200 5 metres of realistic grey ballasted OO gauge underlay (Gau) £19
GM210 Brown ballasted underlay x 5 metres (Gau) £19



CB-START Hornby Pre-cut cork beds starter pack 40m (ex-PCCRKSET) (Pro) £40
CB-600 Pre Cut Cork Bed for R600 601 Straight Tracks x 10 (Pro) £7
SL-50 Roll of foam track underlay sleeper indentation. Suitable for Setrack and Streamline 5m long (16 4") (Pec) £8
R638 Roll of track foam underlay Approx: 4880mm (16ft) (Hor) £9

Railway publications



R8148 Hornby 2014 Catalogue (60th Edition) (Hor) . . . £8

Buses

35210EFE 36" BET 6 Bay Single Lamp "City of Oxford" (EFE) £24



UK8017 ADL Enviro200 "Arriva Southern Counties" (4055 - GN09 AXH). Re-announced model (Cre) £27
38007 AEC 10T10 bus "London Transport" (EFE) £24
29007 AEC 10T10 coach "Greenline" (EFE) £21
34002 AEC 2RT2 /deck bus "London Transport" (EFE) £24



30713 AEC Renown "Barton Transport" (EFE) £24
34110 AEC RT bus "London County" (EFE) £24
LLB-04 Albion Lowlander /deck bus "Highland Omnibuses" (Bri) (list £33) BARGAIN £10
24502 Alexander Atlantean bus "Newcastle Corporation" (EFE) £22



R503 Alexander R Type Olympian dual door double deck bus "Arriva" "London Sightseeing Tour Bus" (Bri) (list £32.99) BARGAIN £10
38402 Alexander Y Type Bristol bus "Manchester P.T.E." (EFE) £24
20139 Bedford OB coach "Seaview Services" (EFE) £24



B108A Bristol Lodekka LD1 Closed Platform Short Radiator "Bristol Omnibus Co." 418 to Bristol (circa 1957-1972) (Bas) £21
B108B Bristol Lodekka LD1 Open Platform Short Radiator "Bristol Omnibus Co." 233 to Chippenham (circa 1957-1973) (Bas) £21
B109A Bristol Lodekka LD1 SR West Yorkshire Bradford #53 (circa 1956-1971) (Bas) **NEW** £21



B109B Bristol Lodekka LD1 SR West Yorkshire Harrogate #53 (circa 1956-1971) (Bas) **NEW** £21
OM408198 Bristol Lodekka, West Yorkshire, 36 Leeds dual destination (Cor) £28
20455 Bristol VR III "Southern Vectis" (EFE) £24
OM46408B Caetano Levante, National Express, 202 Swansea "Welsh Dragon" dual destination (Cor) £28



OM41605A Crossley DD42, Lancaster City Transport, Bus Station W dual destination (Cor) £28
25812EFE Damier DMS bus "Carlisle" (EFE) **NEW** £23



www.hattons.co.uk

For British Outline

www.ehattons.com

For All Products

NEW



OM41415A Daimler ROE Grimsby "Cleethorpes Transport, 8 Humberston" (Cor) **NEW**£32
OM41415B Daimler ROE Grimsby "Cleethorpes Transport, 9 Barnoldby Le-Beck" (Cor)£32
B017bs Ford R Series Duple Dominant II Smiths Happyway Spencers (Bas)£15

NEW



26327 Guy Arab II Utility bus "Stockport Corporation" (EFE) **NEW**£26
30509 Guy GS special in "London Transport" green (EFE)£18
12310 Harrington Grenadier "Birch Bros." (EFE)£24

BARGAIN

AN1-20 Leyland Atlantean (NBC) "West Yorkshire (Rider)" (Bri) (list £33.99)£8
AN1-18 Leyland Atlantean Park Royal bodied - "Brighton & Hove (NBC)" (Bri) (list £32.99)£9
16536 Leyland MCW Atlantean "Hants & Dorset NBC" (EFE)£24
16134 Leyland PD2 Highbridge "Yorkshire Woollen" (EFE)£24
16014 Leyland PD2 Lowbridge "Newcastle Corporation" (EFE)£24

NEW



18409 Leyland Tiger TS8 - Type B - "County Motors" (EFE) **NEW**£24
28817 Leyland Titan 2 door d/deck bus "London Northern" (EFE)£19
15717 Plaxton Panorama "Penine Motor Services" (EFE)£24

NEW



OM46113B Plaxton Panther, Oxford Bus Company "London Victoria, Baker Street & Marble Arch X90" (Cor) **NEW**£32
OM46113A Plaxton Panther, Oxford Bus Company "Oxford City, Brookes Uni & High Street X90" (Cor)£32
36702 Plaxton SLF Dart MkII "First Western National" (EFE)£21
31806 RMA Routemaster "Clydeside Silverline" (EFE)£24
31909 RML Routemaster d/deck bus "London County N.B.C." (EFE)£24



BARGAIN

R404 Scania Alexander R - Stagecoach East London (Bri) (list £33.99)£8
ES2-02 Scania ELC Omnidekka d/deck bus "Uni-Link Southampton" (Bri) (list £33)£8
UK0010 Scania OmniCity Stagecoach London special Scania 100 Years branding (Nor)£48
OM46701B Wright Eclipse 2, Wilts and Dorset, Mt Castlepoint dual destination (Cor)£28
OM41229A Wright Gemini, Yellow Bus 1C Christchurch dual destination (Cor)£4.50



BARGAIN

OM46008A Wright Solar "Reading Transport" - "37 - Overdown Road" (Cor) (list £27.99)£20

Cars

CR5003 3 piece Mini Collection - Speedwell blue, Radford Wicker Mini & Monte Carlo Rally Mini (Cor) (list £11.99)£11
76ASH004 Armstrong Siddeley Hurricane in Black (Oxf) **NEW**£4.50

NEW



76ASL001 Armstrong Siddeley in Black (Oxf) **NEW**£4.50
76CDS001 Citroen DS19 (1970s) in Sherwood green Daffodil roof (Oxf)£4
76FF001 Ford Fiesta Mk1 in Venetian red (Oxf)£4

NEW



76MING001 Mini 1275GT Reynard in orange (Oxf) **NEW**£4

Commercial vehicles

L14 2 forklift trucks - 1 red, 1 yellow (Bas)£7
DA70 AEC Mammoth Major dropside tipper "BRS North Derbyshire Group" (circa 1951-1961) (Bas)£8.99

NEW



38801 AEC MklII 3-axle Dropside "B.R.S. Derbyshire Group" (EFE) **NEW**£22
DA71 AEC Monarch Artic low loader "Thomas Nield & Son" (circa 1937-1947) (Bas)£8.99
13502 Atkinson 4-axle Tanker "Bulwark" (EFE)£8.99
76BD003 Bedford OW Luton "United Omnibus" (Oxf)£22

NEW



76BD006 Bedford OY Dropside BRS (Oxf) **NEW**£9
22913 Bedford TK box van "Ever Ready" (EFE)£22



24107 Bedford TK Dropside "Crosville N.B.C." (EFE)£22
36304 Bedford TK Short Dropside "Russell of Bathgate" (EFE)£22
76ATKL001 BRS Atkinson 8-wheel Flatbed lorry (Oxf)£10
76TCAB004CC Coca Cola T Cab Box Trailer (Oxf)£19
76DAF02LL DAF 105 Cadzow, Ltd edition of 2000 (Oxf)£16

NEW



76RDH001 Daimler Hearsie in Black (Oxf) **NEW**£4.50
A011B Dodge "Parrot Nose" Tipper dark blue/black (circa 1955-1965) (Bas)£7.49
A011A Dodge "Parrot Nose" Tipper in red/black (circa 1955-1965) (Bas)£7.49



BARGAIN

DA20 Dodge Kew artic & empty pallet load "BRS - Guilford" (Bas) (list £9.99)£7
76SCA03HB Eddie Stobart Scania Horsebox (Oxf)£15
76FT006 Ford Transit high top LWB van in plain white (Oxf)£24
76FT005 Ford Transit van high top LWB "Network Rail" (Oxf)£24
76FT002 Ford Transit van low roof "Royal Mail" (Oxf)£24



76FOW001 Fowler B6 road loco "Atlas Norman E Box" (Oxf)£13



BARGAIN

D-95 Karrier Bantam Dropside - RAF (blue/grey) (Bas) (list £6.99)£4.50



DA69 Karrier Bantam flatbed coal & coke load "S.B.Tawn & Son Solid Fuels" (circa 1964-1974) (Bas)£9.99
A009B Karrier Bantam Refuse Truck "Cleansing Department" in dark blue (circa 1954-1964) (Bas)£7.49
76KRS002 Konecranes Reach Stacker (for freight containers) "W H Malcolm". Fully posable (Oxf)£20



76KRS001 Konecranes Reach Stacker (for freight containers) in Konecranes blue. Fully "posable" (Oxf)£17
76LAN2001 Land Rover Series II "British Rail" (Oxf)£4
DA67 Leyland Beaver Artic Van "BRS Argyle" (circa 1956-1966) (Bas)£8
DA56 Leyland Beaver flatbed & trailer "British Railways" (Bas)£12



BARGAIN

D-82 Leyland FG Crewbus "British Railways" - new casting (Bas) (list £6.99)£4.50



BARGAIN

DA28 Leyland FG Van - Mothers Pride bread (Bas) (list £6.99)£4.50
DA65 Leyland Flatbed & Drawbar Trailer "Jacob's Biscuits" (circa 1950-1960) (Bas)£12



BARGAIN

DA09 Leyland Mastiff Artic Van "BRS - Islandlink" (New Casting) (Bas) (list £6.99)£5
DA27 Leyland Mastiff Low loader forklift "Pickfords" (Bas) (list £11.99)£9.50
76MAN02CT T MAN TGX XXL trailer "W H Malcolm" (Oxf)£9
76BMC001 Mobile Training Unit/car transporter "BMC" in blue (Oxf)£10



DG225005 Ruston Bucyrus 19 - Crane NEW
TGOLING (Cor)£16
DG225004 Ruston Bucyrus 19 - Drag Shovel - GWR (Cor)£16
DG225007 Ruston Bucyrus 19 face shovel in Southern railways green (Cor)£17
76SC110001 Scania 110 Flatbed "BRS" (Oxf)£13



76S94001 Scania 94 6 Wheel Curtainside TNT (Oxf)£12




76SHL01TK Scania Cab BP Tanker (Oxf)£20



76SHL03TK Scania Highline Petrol Tanker "Eddie Stobart" (Oxf)£18



76IRZ004 Scania Irizar PB "Eddie Stobart" (Oxf)£16



76SHL02TK Scania R Series Petrol Tanker W H Malcolm (Oxf) **NEW**£18
76TCAB001 Scania T Cab Low Loader "Ridgway Rentals" (Oxf)£16



76TCAB002 Scania T Topline Tipper "Tinnelly" (Oxf) **NEW**£20
DA74 Trader Tipper "Thomas Nield & Son/Edward Beck & Son" (circa 1954-1964) (Bas)£7.99



76VOL01LED Volvo FH12 Eddie Stobart "LED Teletubby" mobile LED daylight screen (Oxf)£15



76WM001 Whitby Mondial Ice Cream Van "Walls Ice Cream" (Oxf)£5



76AEC008 AEC Matador Artillery Tractor British Army "Mickey Mouse" (Oxf)£10



76BF002 Brown 40mm Bofors Anti-Aircraft Gun as used the British Army/Navy 1937 - late 1980s. Olive Drab (Oxf) **NEW**£4.95
76BSA005 BSA M20/MW20 Motorcycle & sidecar 34th Armoured Brigade 1945 (Oxf)£3.50



76DSC001 Dingo Scout Car 50th Royal Tank Regiment 23rd Armoured Brigade Tunisia (Oxf)£4.95
76SET25 Military 3 piece set - Italy 1943. Matador, Tilly & MWD (Oxf)£17



76SET23 Military 3 Piece Set - Tilly, David Brown Tractor and Land Rover (Oxf) **NEW**£11

Motorcycles & Scooters



76BSA001 BSA M20/WM20 Motorcycle & sidecar "AA", early front forks (circa 1937-47) (Oxf)£4

Public Service vehicles

76AM003 AEC Mercury TL fire engine Edinburgh & SE Area (Oxf)£17
76BD002 Bedford OW Fire Engine "Essex Fire Brigade" in red (Oxf)£9
76F106002 Dennis F106 Rear Pump London Fire Brigade (Oxf)£10
76F8003 Dennis F8 fire engine "Glasgow" (Oxf)£11
76DL001 Dennis Light 4 "New World" Fire Engine East Sussex (Oxf)£9
76TLM001 Extensible and possible detailed ladder for 76TLM001-76TLM005 (Oxf) **NEW**£3.50
76LC001 Leyland Cub PK7 1936 fire engine Newcastle City Fire Brigade (Oxf)£5.50

NEW



76SET24 London Fire Brigade Set - Dennis F106 and Austin Tilly (Oxf) **NEW**£13
76SAL004 Scania Aerial Fire Rescue Pump Mid & West Wales F&R Service (Oxf)£16
76SFE008 Scania CP31 Pump Ladder Merseyside Pink Fire & Rescue (Oxf)£12

Trams



CE00609 Tram 69 Birkenhead Corporation tramways. Motorised (Bac)£57

Underground vehicles



99935 2 car 1938 tube set in "Dinosaur" as per Isle of Wight (not motorised) (EFE)£65

Tools

BS-HO-01 HO/OO Scale Ballast Spreader (Pro)£11

N Gauge

Steam locos



2S-006-001 Class 14xx steam loco 1410 in GWR Shipton & autococh 182 in chocolate & cream (Dap) **NEW**£67
2S-006-003 Class 14xx steam loco 1456 in BR early black & autococh W196W in cammeline & cream (Dap) **NEW**£67
2S-006-004 Class 14xx steam loco 1464 in BR early black & autococh W191W in maroon (Dap) **NEW**£67
2S-006-002 Class 14xx steam loco 1467 in GWR green & autococh 186 in chocolate & cream GWR crest (Dap) **NEW**£67



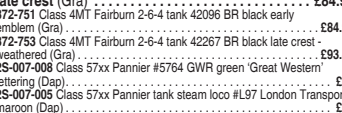
372-626 Class 2MT Ivatt 2-6-0 46440 in BR lined black early emblem (Gra)£82
372-627 Class 2MT Ivatt 2-6-0 6404 in LMS black (Gra)£82



2S-010-000 Class 49xx Hall steam loco 4937 "Lanelay Hall" in GWR lined green (Dap)£100
2S-010-001D Class 49xx Hall steam loco 4951 "Pendeford Hall" BR lined green late crest. DCC fitted (Dap)£111



372-752 Class 4MT Fairburn 2-6-4 tank 42073 in BR black late crest (Gra)£84.96
372-751 Class 4MT Fairburn 2-6-4 tank 42096 BR black early emblem (Gra)£84.96
372-753 Class 4MT Fairburn 2-6-4 tank 42267 BR black late crest - weathered (Gra)£93.46
2S-007-008 Class 57xx Pannier #5764 GWR green "Great Western" lettering (Dap)£61
2S-007-005 Class 57xx Pannier tank steam loco #197 London Transport maroon (Dap)£61



2S-007-004 Class 57xx Pannier tank steam loco 9741 in British Railways green (Dap)£61



372-802 Class A1 4-6-2 60147 "North Eastern" in BR green early emblem (Gra) (list £144.40) **BARGAIN**£111
372-800A Class A1 4-6-2 60163 "Tornado" BR lined Brunswick green (Gra)£133.75
372-800B Class A1 4-6-2 60163 "Tornado" BR Express blue (as preserved) (Gra)£133.75



372-802 Class A1 4-6-2 60147 "North Eastern" in BR green early emblem (Gra) (list £144.40) **BARGAIN**£111



Overseas postage

Countries outside the EU can deduct 20% VAT from prices then add postage. All overseas postage is charged at cost.

Please specify surface or airmail



ND129G Class A3 steam loco 2744 "Grand Parade" in LNER apple green (Dap).....£99
ND129GD Class A3 steam loco 2744 "Grand Parade" LNER apple green, DCC fitted (Dap).....£122
ND129D Class A3 steam loco 4472 Flying Scotsman LNER Green (Dap) £105
ND129F Class A3 steam loco 60106 "Flying Fox" BR lined green late crest (Dap).....£99
ND129AD Class A3 steam loco and tender 60045 "Lemberg" in BR lined green late crest, DCC fitted (Dap).....£115



2S-008-002 Class A4 steam loco 4498 "Sir Nigel Gresley" in LNER blue double chimney (Dap).....£101
2S-008-002D Class A4 steam loco 4498 "Sir Nigel Gresley" in LNER blue double chimney (as preserved), DCC fitted (Dap) **NEW**.....£122
ND128G Class A4 steam loco 60005 "Sir Charles Newton" in BR lined green late crest (Dap).....£99
2S-008-001 Class A4 steam loco 60012 "Commonwealth of Australia" in BR green early crest (Dap).....£101
2S-008-001D Class A4 steam loco 60012 "Commonwealth of Australia" in BR green early crest, DCC fitted (Dap) **NEW**.....£118
2S-008-000 Class A4 steam loco 60019 "Bittern" in BR green late logo and double chimney (Dap).....£101
2S-008-000D Class A4 steam loco 60019 "Bittern" in BR green late logo and double chimney, DCC fitted (Dap) **NEW**.....£118



372-077 Class B1 61251 4-6-0 "Oliver Bury" BR black late crest (Gra) (list £121.95).....£82



ND079f Class B17 4-6-0 2863 "Everton" LNER Apple green (Dap).....£93



372-400 Class J39 0-6-0 1856 in LNER Lined Black flat sided tender (Gra).....£72
372-402 Class J39 0-6-0 64791 BR black late crest & stepped tender (Gra) £72
372-401 Class J39 0-6-0 64960 BR black early emblem & flat sided tender (Gra).....£72



372-426 Class WD Austerity 2-8-0 90566 in BR black late crest (Gra).....£106
372-425 Class WD Austerity 2-8-0 90732 "Vulcan" in BR black early emblem (Gra) (list £129.70).....£79
372-726 Standard Class 5MT 4-6-0 73014 BR Lined green late crest & BR1 tender (Gra).....£99
372-725 Standard Class 5MT 4-6-0 73068 BR lined green late crest & BR1C tender (Gra).....£99



372-727 Standard Class 5MT 4-6-0 73082 "Camelot" in BR lined black early emblem BR1B tender (Gra).....£99
372-728 Standard Class 5MT 4-6-0 73014 BR Lined green late crest & BR1 tender (Gra).....£99



2S-012-002 Terrier Tank loco 0-6-0T 2659 in Southern lined green (Dap) **NEW**.....£56
2S-012-003 Terrier Tank loco 0-6-0T 32670 BR lined black late crest (Dap) **NEW**.....£56
2S-012-001 Terrier Tank loco 0-6-0T 83 "Earlwood" in Improved Engine green (Dap) **NEW**.....£56

Train packs



2D-012-007 Class 22 diesel loco in BR blue & 6 milk tankers - weathered (Dap).....£142

Diesel locos

371-015B Class 08 diesel 08556 in BR blue wasp stripes (Gra).....£65.15



371-020 Class 08 diesel shunter 13029 in BR black early emblem (Gra).....£56
371-022 Class 08 diesel shunter D5729 BR green wasp stripes - weathered (Gra).....£59



372-953 Class 14 diesel D9526 in BR green wasp stripes - weathered (Gra).....£72.08



371-032 Class 20 diesel 20063 in BR blue indicator discs - weathered (Gra).....£80
371-031 Class 20 diesel 20192 in BR blue indicator box (Gra).....£76



2D-012-000 Class 22 diesel loco 6326 in BR blue full yellow ends (Dap) (list £136.89).....£99
2D-012-003 Class 22 diesel loco D6319 in BR green small yellow panels (Dap) (list £136.89).....£99
2D-012-003D Class 22 diesel loco D6319 in BR green small yellow panels, DCC fitted (Dap).....£130
2D-012-002 Class 22 diesel loco D6320 in BR green small yellow panels (Dap) (list £136.89).....£99
2D-012-005D Class 22 diesel loco D6331 in BR green small yellow panels, DCC fitted (Dap).....£130



372-979 Class 24 diesel D5085 BR two-tone green (Gra) £82.45



371-080 Class 25/3 diesel 25279 BR blue (Gra) (list £94.05).....£45



ND145J Class 26 diesel loco D5326 in BR green (not blue as previously announced) (Dap).....£85



ND205A Class 27 diesel D5356 in BR green and gangway doors (Dap).....£66
ND205B Class 27 diesel D5381 in BR green small yellow warning panels and gangway doors (Dap).....£66



2D-003-000 Class 52 diesel loco D1005 "Western Venturer" in BR blue full yellow panel (Dap).....£91
2D-003-001 Class 52 diesel loco D1029 "Western Legionnaire" in BR maroon small yellow panel (Dap).....£91
2D-003-002 Class 52 diesel loco D1038 "Western Sovereign" in BR green small yellow panel (Dap).....£91
2D-003-003D Class 52 diesel loco D1056 "Western Sultan" in BR maroon full yellow panel, DCC fitted (Dap).....£108
2D-004-008 Class 56 diesel 56056 in Construction (Doncaster built) (Dap) £101
2D-004-006 Class 56 diesel 56070 in BR blue (Doncaster built) (Dap) **NEW**.....£101
2D-004-005 Class 56 diesel 56089 in EWS (Doncaster built) (Dap).....£101
2D-004-007 Class 56 diesel 56090 BR blue large logo (Doncaster built) (Dap) **NEW**.....£101



2D-004-009 Class 56 diesel 56105 in Colas Rail freight (Doncaster built) (Dap) **NEW**.....£101



371-655 Class 57/3 diesel 57605 "Totnes Castle" First Great Western (Gra).....£91.76
ND103h Class 58 Diesel 58044 Triple Grey Unbranded (Dap) (list £123.10).....£69



ND103J Class 58 Diesel in EWS (Dap).....£95



371-355 Class 60 diesel 60011 in DB Schenker (Gra).....£90.49



371-384 Class 66 diesel 66209 EWS - weathered (Gra).....£99.41
371-385 Class 66 diesel 66546 in Freightliner (Gra).....£89.21
ND201D Class 66 diesel 66729 in GBRF Europorte "Derby County" (Dap).....£99
371-396 Class 66/9 diesel 66731 "InterhubGB" in GBRF (Gra).....£89.21



371-636 Class 70 PowerHaul diesel 70003 Freightliner (Gra).....£101.11

Electric locos

ND099m Class 86 Bo-Bo Electric 86401 Network South East style panto (Dap) (list £117.89).....£59
ND099S Class 86 electric 86605 Freightliner Triple Grey Dummy (Dap) (list £43.95).....£26



ND099Q Class 86 electric Freightliner Power Haul new style panto (Dap) (list £117.89).....£59



ND147 Class 86 Twin pack Network Rail 86901 & 86902 (1x powered loco 1x dummy loco) (Dap) (list £124.95).....£69



371-777 Class 90 electric 90046 Freightliner (Gra) (list £100).....£54

HSTs



ND122G Class 43 HST Book Set in Cross Country Trains (Dap).....£128
ND122L Class 43 HST Book Set in East Midlands Trains (Dap).....£128

DMUs



371-503 Class 101 2-car DMU BR blue & grey 'Express Parcels' (motor in each car) (Gra) (list £127.35).....£79



371-876 Class 108 2-car DMU in BR blue (Gra).....£68



ND209B Class 122 Gloucester RCW "Bubblecar" single car DMU 55000 (122100) in Regional Railways (Dap).....£95



ND113A Class 156 2-car DMU dummy "Northern Rail" (Dap).....£45



371-557 Class 158 2-car DMU 158783 in East Midlands Trains (Gra) (list £121.95).....£74



371-741 Class 251 Blue Pullman 6 car Midland set in Nanking blue full yellow ends (Gra) (list £269.95).....£171

EMUs



371-702 Class 350/1 Desiro 4-car EMU 350 101 in London Midland (Gra) (list £159.20).....£99
371-700 Class 350/1 Desiro 4-car EMU 350 111 'Apollo' in unbranded Silverlink (Gra) (list £159.20).....£89
371-701 Class 350/2 Desiro 4-car EMU 350 238 in London Midland (Gra) (list £159.20).....£101



372-677 Class 411 4 CEP 4-car EMU in BR blue & grey (Gra).....£124
372-676 Class 411 4 CEP 4-car EMU in BR green (Southern Region) yellow warning panels (Gra).....£124
372-675 Class 411 4 CEP 4-car EMU in BR green (Gra).....£124

Train sets - analogue



370-110 Depot Master train set Class 04 in BR Green & 3 wagons (Gra).....£84.99

Train sets - DCC



NDIESEL2 DCC train set Class 56 in LoadHaul, 3 x Telescopic steel wagons, Gaugemaster DCC23 decoder fitted (Dap).....£232

Coaches



2P-011-201 Gresley Teak Brake coach 5548. Light bar ready (Dap).....£19



2P-011-301 Gresley Teak Buffet coach 9129. Light bar ready (Dap).....£19
2P-011-011 Gresley Teak coach 1st Class 31863. Light bar ready (Dap).....£19
2P-011-002 Gresley Teak coach 3rd Class 60649. Light bar ready (Dap).....£19
2P-011-001 Gresley Teak coach 3rd Class 60655. Light bar ready (Dap).....£19
2P-011-003 Gresley Teak coach 3rd Class 60659. Light bar ready (Dap).....£19
2P-011-202 Gresley Teak Brake coach 5532. Light bar ready (Dap).....£19
2P-011-203 Gresley Teak Brake coach 5537. Light bar ready (Dap).....£19
2P-003-004 B Set coach twin pack GWR shirubition 6894 & 6895 (Dap) **NEW**.....£21



374-804A Mk1 RFO Restaurant Car Chocolate & Cream (Gra) (list £17.40).....£11



374-431 Bulleid 63ft Semi-open Brake Third in BR crimson & cream (Gra).....£17.81



374-831B Stanier Brake First BR Crimson & Cream (Gra) (list £20.95).....£13
374-826B Stanier Brake Second BR Crimson & Cream (Gra).....£16.79
374-841B Stanier Vestibule 2nd in BR Crimson & Cream (Gra).....£16.79
374-461 Bulleid 63ft Composite Corridor BR crimson & cream (Gra).....£17.81
374-441 Bulleid 63ft Second Corridor BR crimson & cream (Gra).....£17.81
374-886 LMS 60ft Full Brake BR Crimson & Cream (Gra).....£17.81
374-081 Mk1 BCK brake corridor composite crimson & cream (Blue Riband) (Gra).....£16
374-120 Mk1 RU restaurant car in crimson & cream (Gra).....£16.75



374-440 Bulleid 63ft Second Corridor BR (SR) green (Gra).....£17.81
374-430 Bulleid 63ft Second Corridor Open BR (SR) green (Gra).....£17.81
374-083 Mk1 BCK brake corridor composite in green (Blue Riband) (Gra).....£16
374-131 Mk1 GUV in green (Blue Riband) (Gra).....£16



374-161 Mk1 FK first corridor in maroon (Gra).....£16.75
374-816 Mk1 FO First Open Maroon (Blue Riband) (Gra).....£16
2P-001-001 Collett 2nd class coach W1117 BR maroon/crimson (Dap).....£17



The UK's largest model railway and diecast retailer

Trams



7F-051-007 5-plank wagon "SR" (Dap)£35



7F-080-012 8-plank wagon "Rose, Smith" (Dap)£33


DCC accessory decoders
DCD-ADS8 Solenoid accessory decoder (8-way) (DCC)£41



SL-700BH Box of 12 1 Yard O Gauge Flexible Nickle Silver Track (Bullhead Nickel Silver Rail) (Pec)£60
SL-700BH Single (Pec)£6



SL-E790BH Double slip (8 degree angle). Electrofrog (Pec)£75



SL-E791BH Right hand point bullhead rail and electrofrog (Pec)£36
ST-725 Setrack Bullhead 2nd radius standard curve 410mm (16") radius 1020mm (40.5") 16 make a circle (Pec)£6.50
SL-E797BH Y Point bullhead rail & electrofrog (Pec)£36

Cars



VA13304 Ford Capri Mk1 3.0GT, Thames Valley Police (Cor) **NEW**£22



VA13303 Ford Capri Mk1 3000GT, Roger Clark 1973 Avon Tour of Great Britain, DNF (Cor)£23
VA11907 Ford Cortina MkIV 2.0 Gria Oyster gold SPECIAL EDITION (Cor) £19
VA12607A Ford Escort Mk2, 1.3 Gria Astro Silver RHD (UK) (Cor)£20
VA12507A Ford Fiesta Mk1 XR2, Diamond White RHD (UK) (Cor)£20
VA13501 Mini 1275 GT, 1970 Scottish Rally, Paddy Hopkirk & Tony Nash - 2nd overall, 1st in class. **NEW TOOLING** (Cor) **NEW**£23



VA13500 Mini 1275 GT, Bronze Yellow 'Trevor' (Cor) **NEW** £17
VA12708 Peugeot 205, Rallye (UK) in Express yellow (Cor) **NEW**£20

Commercial vehicles



43AT003 AFS Low Loader Taxi (Oxf)£17



43APH001 Austin Princess 125 Hearse in Black (Oxf)£19

Public Service vehicles

VA12408 Ford Granada MkII Series1 2.8 'Leicestershire Police' (Cor) £22

G Scale

Steam locos

91404 Emily Steam loco (with moving eyes) (Thomas the Tank range) (Bac)£205

Track & Points



16000 Curved track radius 3 22.5 degrees (LGB)£11
10610 Straight track 1200mm long (LGB)£23
10610 Box of 6 (LGB)£124



91405 Toby the Tram Engine (with moving eyes) (Thomas the Tank range) (Bac)£157.25

Any or Multiple Scales

Analogue controllers

DC75 "Tech 6" controller - allows control of a DCC chipped loco on a traditional analogue layout (Gau)£89
DS Double power controller brake simulator (Gau)£119



D Double track power controller (Gau)£69



Q Quadruple 4 circuit power controller (Gau)£125
SS-1 Super shuttle controller (Gau)£24
W Walkabout circuit controller (Gau)£29

Analogue power supplies



M1 Transformer Output 2 x 16v AC 1A (Gau)£37
T1 Uncased 2 x 16v AC Transformer (Gau)£18

Analogue point control

A001Smart 4 Servo control & operation set complete switches, control board & digital readout for Analogue operation (ANE)£57




CDU Capacitor Discharge Unit (Gau)£11
PL-35 Capacitor Discharge Unit Mk2 (Pec)£12
PL-15 Twin Microswitch (Pec)£6

DCC decoders


10311-02 2-function 2-sided 0.5/0.8A Silver mini decoder NEM651 plug (Len)£29
10310-02 2-function 2-sided 0.5/0.8A Silver mini wired decoder (Len)£29
10321-01 21-pin 4-function 1-sided 1.1A Silver decoder (Len)£25



36-557 21-pin E-Z Command 4-function 1A decoder back EMF (Bac)£15
524-121 4-function 1.3A (2A peak) D13SR wired decoder (Size: 1.35" x 0.63" x 0.110" - very thin) x 10 (NCE)£14



DCR-8PIN-01 8-pin (harness) 4-function 1.1Amp decoder back EMF (see description for full specifications) (Hat)£10
DCR-8PIN-ValuePack05 (Hat)£48
DCR-8PIN-ValuePack10 (Hat)£94
DCR-8PINSA-01 8-pin (harness) 4-function 1.1Amp decoder back EMF 'Stay Alive' (see description for full specifications) (Hat)£11
DCR-8PINSA-ValuePack05 (Hat)£99
DCR-8PINSA-ValuePack10 (Hat)£99
DCR-8PIN-2SAX-01 8-pin 2-function 1.1Amp small & thin decoder back EMF (Hat)£11
DCR-8PIN-2SAX-ValuePack05 (Hat)£50
DCR-8PIN-2SAX-ValuePack10 (Hat)£99



10231-01 8-pin 3-function 1-sided 1/1.8A decoder (Outputs A, B & C) (Len)£18



36-553 9-pin 3-function 1A decoder back EMF (Bac)£12
10331-01 8-pin 4-function 1-sided 1.1A Silver decoder (Len)£24
36-564 8-pin decoder socket harness x1 (Bac)£5
10440 9-function 2.5/5.0A Gold max decoder (Len)£59
36-559 DCC 21-pin to 8-pin adaptor/converter. For locos 21-pin sockets to use an 8-pin decoder in (Bac)£3.50

DCC accessory decoders

36-561 EZ Command Dynamis 4-output point decoder (similar to Hornby R8247) (Bac)£36
DCD-ADS8 Solenoid accessory decoder (8-way) (DCC)£41

DCC controllers

DCP-AD1 Cobalt 1-way accessory decoder (DCC)£11



50200 ECoS ESU Command Station DCC controller full colour LCD touch screen & dual controllers motorised dials & easy CV (ESU)£509



36-520 EZ Command 5 amp booster transformer (Bac)£165



36-507 EZ Command Dynamis system - Additional handset (Bac)£59



DCC02 Prodigy "Advance 2" starter DCC controller package (Gau)£199
DCC49 Prodigy 8 Amp booster unit (Gau)£144



DCC13 Prodigy Advance 2 Backlit Walkaround controller (Gau)£99



DCC01 Prodigy Express Package. Can be extended the DCC13 Walkaround or DCC51 Wireless (Gau)£124
524-027 SB5 Smart Booster Entry level 5A DCC system for use Power Cab controller (NCE)£144
DCC13 Wireless Walkaround unit for the Prodigy Advance 2 DCC system (DCC03) (Gau)£159

DCC accessories

11150 L11150 (LS150) Switch Module 6 AC Outputs (Len)£41
23151 USB DCC computer interface and ethernet gateway software (Len)£24

Point motors

PL-9 5 Mounting Plates for use PL-10E (Pec)£2.25



DCP-CB1 Cobalt slow-action analogue point motor x 1 (DCC)£15
DCP-CB1D Cobalt slow-action digital DCC point motor x 1 (DCC)£21
PL-10W High performance turnout point motor (Pec)£6



PL-10 Point Motor (Switch Machine) (Pec)£4.50
PL-10 Bag of 6 (Pec)£26
PL-10E Point Motor Extended Pin (use PL-9) (Pec)£4.50
PL-10E Bag of 6 (Pec)£25
PM-2 Seep point motor (Gau)£3.50
PM-4 Seep point Motor Self Latching Switch (Gau)£5



PM-1 Seep point motor accessory switch (Gau)£4



PL-11 Side mounted point motor (Pec)£7



PL-50 Turnout switch module (makes wiring points easy) (Pec)£14

Switches & Levers

GM510 A5H Single Pole Double Throw Momentary Contact Mini-Toggle for Point Motors (Gau)£2.50
PL-13 Accessory Switch for fitting to turnout motor PL10 (Pec)£2.50
DCP-CBS Cobalt S - Lever all accessories - unpainted x 1 (DCC)£16



DCP-CBS12 Cobalt S - Lever all accessories - unpainted x 12 (DCC)£165
DCP-CBS8 Cobalt S - Lever all accessories - unpainted x 6 (DCC)£90
PL-22 Lever Operated On/Off Switch (Pec)£5.50
PL-26B Passing Contact Switch - Black Lever (Pec)£4.50
PL-26R Passing Contact Switch - Red Lever (Pec)£4.50
PL-26W Passing Contact Switch - White Lever (Pec)£4.50
PL-26Y Passing Contact Switch - Yellow Lever (Pec)£4.50
PL-27 Switch Console Unit (Pec)£3
PL-51 Turnout switch module add-on (makes wiring easy) (Pec)£5

Electronic components



TLU Tension lock uncoupler (Gau)£9
26211 Turntable Motorising Set (Exp)£21

Accessories

SL-14 Track Fixing Pins (Pec)£1.25

Cables & Wires

PL-34 Pre-wired Wiring Loom for use PL-10 and PL-10E motors (Pec)£3.50

Track underlay

GM130 Cork sheet - 1/16 thickness 3' x 2' (600x900mm) approx (Gau)£5.50
JCS116S Cork Sheet - 1/16" Thick - 12" x 36" (Jav)£2



JCS18L Cork Sheet - 1/8" Thick - 24" x 36" (Jav)£8

Glues

AD-57 Rokit Card Glue. Clean, Neat & Instant Card Modelling Glue (ideal For Superquick & Metcalfe) - 50ml (Del)£5.20

Tools



XU2175B Flexible track cutters (XURON) (Gau)£15
DCT-BWS Heavy duty BUS wire stripper (DCC)£22.95
PL-71 Loco servicing kit - servicing cradle, Infilis, Powerlube, brush & scraper (Pec)£16



DCM-RR6A Rolling Road - Active Set - For N Gauge, OO Gauge & Others - See Description (ex DCP101) (DCC) £61

OVERSEAS CUSTOMERS

Countries outside the EU can deduct 1/6th VAT (tax) from prices then add postage. All overseas postage charged at cost. Please specify airmail or surface mail. Airmail cost generally similar to the VAT deduction. Only Airmail now available on heavy orders over 2kg unless order can be split. Cart or Sterling Bankers Drafts best methods of payment on export orders. BFPO (direct 1/6th VAT, postage £5 (some BFPOs require supplement).

All items illustrated at our premier and secure website www.thattons.com within minutes of arrival. Live stock information you can trust. Place your orders in confidence.

Mastercard, Delta or Visa Card orders welcome by phone, letter or fax (quote expiry date and CVV number - last 3 digits on reverse of card). We also accept Switch, Maestro & Solo (quote issue number, start date and expiry date).

Tel: 0151 733 3655
Fax: 0151 734 4040

PLEASE ALWAYS QUOTE PRODUCT CODES WHEN ORDERING OR ENQUIRING ABOUT ITEMS. WE CAN THEN INSTANTLY CONFIRM AVAILABILITY, PRICES AND STOCK LEVELS

Fully PCI compliant and secure card systems mean your card details are safe with us. Cheques and Postal Orders welcome.

Please supply phone number in case of problems.

Items that have sold out are automatically removed from our website

PHONE OPENING HOURS
7am to 9pm - MON to THU
8am to 6pm - FRI & SAT
10am to 4pm - SUN

SHOP OPENING HOURS
8am to 6pm - MON to SAT
10am to 4pm - SUNDAY

We only put items in our advertisements after they have been delivered. Customers can be notified of new products by email as soon as they are delivered with no obligation to buy. This service is additional to our existing weekly mailing list. To subscribe to our free mailing list enter your email address at www.thattons.com/maillinglist

PHONE/ORDER HOTLINE

(0114) 2551436

Open 9:00 am - 5:00 pm

24 Hr Answerphone service for orders



RAILS OF SHEFFIELD

SHOP OPENING HOURS:

9:30 am - 5:00 pm

Monday - Saturday

Free parking outside the door!

HORNBY

R1177	Gloucester City Pullman Electric Train Set	£134.50
R3017	BR Patriot Class 'Sir Herbert Walker K.C.B.' BR Green (Late) #45535	£122.95
R3019	BR (Late) Grange Class 'Paviland Grange' #6845 - Weathered	£112.95
R3020	LMS 2-6-4T Fowler 4P Class LMS Red #2308	£100.95
R3103	BR Class A4 'Bittern' #60019 BR Green Double Tender - SE	£131.95
R3105	GWR Castle Class 'Wellington' GWR Green Hawksworth Tender	£122.95
R3118	BR Castle Class 'Penrice Castle' #7023 BR Green	£125.95
R3119	LMS 4-6-2 Princess Coronation Class 'Duchess of Abercorn' LMS	£115.95
R3185	South Eastern 'Sir Chris Hoi' Class 395 Javelin Train Pack	£157.95
R3187	GNR 0-6-2T N2 Class #1744	£78.95
R3204	LSWR 0-4-4T M7 Class - NRM	£113.95
R3205	BR 4-6-0 'Rood Ashton Hall' 4900 Class	£104.95
R3207	LNER 2-8-2 P2 Class 'Cock O' The North'	£107.95
R3221	LMS Duchess Of Sutherland and Support Coach Train Pack	£148.95
R3222	GWR Green 2-8-0 42XX Class Locomotive	£104.95
R3224	BR Black 2-8-0 52XX Class Locomotive	£104.95
R3225	GWR Green 2-8-2 72XX Class Locomotive	£113.95
R3227	BR Black 2-8-0 Class 01 Locomotive 63663	£114.95
R3230	LNER 0-6-0 J15 Class Locomotive - Pre 1948	£95.95
R3231	BR 0-6-0 J15 Class Locomotive - Early BR	£95.95
R3232	BR 0-6-0 J15 Class Locomotive - Late BR	£95.95
R3233	LNER 4-4-0 D16/3 Class - Pre 1948 Locomotive	£95.95
R3234	BR 4-4-0 D16/3 Class - Early BR Locomotive	£95.95
R3235	BR 4-4-0 D16/3 Class - Early BR (1948) Locomotive	£95.95
R3236	BR 4-6-2 'Duke Of Gloucester' Class 8 - Late BR 1960	£109.95
R3237	GWR 4-6-0 'Caernphilly Castle' Castle Class - NRM	£128.95
R3238	SR 0-6-0 700 Class Locomotive - 1920s-1930s	£95.95
R3239	BR 0-6-0 700 Class - Late BR Locomotive	£95.95
R3240	BR 0-6-0 700 Class - Early BR Locomotive	£95.95
R3242	BR 2-6-0 K1 Class - Early BR Locomotive	£113.95
R3243/A	BR 2-6-0 K1 Class - Late BR Loco - Different Running Numbers	£113.95
R3244/TTS	BR Green 4-6-2 'Duke Of Gloucester' #71000 with TTS Sound	£122.95
R3245/TTS	BR Blue 4-6-2 'Tornado' Peppercom A1 Class TTS Sound	£135.95
R3246/TTS	LNER 2-8-2 'Cock O' The North' P2 Class Locomotive TTS Sound	£135.95
R3258	BR 2-BLL 2 Car Electric Multiple Unit Train Pack	£113.95
R3260	SR 2-HAL 2 Car Electric Multiple Unit Train Pack	£113.95
R3263	BR Co-Co Diesel Electric 'Vanguard' Class 50 024 Locomotive	£129.95
R3267/XS	Transrail Co-Co Diesel Electric Class 60 005 Skiddaw DCC Sound	£217.95
R3268	Arriva Train Wales Bo-Bo Diesel Electric Class 67 003 Locomotive	£122.95
R3269	BR InterCity 125 Class 43 HST (Eastern Region) Pack	£183.95
R3270	Midland Mainline Class 43 HST Pack	£183.95
R3271	BR InterCity Class 43 HST Pack	£183.95
R3273	RailRoad BR 2-10-0 Franco Crosti Boiler 9F Class - Early BR	£104.95
R3274	RailRoad BR 2-10-0 Franco Crosti Boiler 9F Class	£104.95
R3284/TTS	RailRoad LNER 4-6-2 Flying Scotsman A1 Class TTS Sound	£87.95
R3285/TTS	RailRoad LNER 4-6-2 Gadenhall A4 Class Locomotive TTS Sound	£87.95
R3286/TTS	RailRoad BR Empress of Canada Class 40 D232 TTS Sound	£73.95
R3287/TTS	RailRoad BR Class 47 401 BR Blue Diesel Locomotive TTS Sound	£73.95
R3289/TTS	Network Rail Class 37 97301 Locomotive with TTS Sound	£73.95
R3290/A	BR 2-HAL 2 Car Electric Multiple Unit - Different Running Numbers	£113.95
R3291/XS	Colas Rail Freight Co-Co Diesel Class 56094 with DCC Sound	£217.95
R8213	DCC Select Controller	£92.50
R8214	DCC Elite Controller	£203.50
R8249	4 Function Decoder	£14.00
R8312	eLink and RailMaster Combination Pack	£76.50

BACHMANN

30-042	Digital Starter Train Set	£127.49
30-048	The Highlanders' Digital Sound Train Set	£250.71
30-053	Torbay Express Train Set	£96.05
30-170	Thames Valley Express Electric Train Set	£144.46
30-575	The Railway Children Collectable Train Pack	£110.46
31-029	Class 166 Networker 3 Car DMU #166204 Thames Trains	£125.76
31-119	BR Standard Class 4MT #75035 BR Black Late Crest - Weathered	£110.46
31-129A	3000 Class (ROD) 2-8-0 #3028 GWR Green	£114.71
31-137	Class D11/2 'Allan-Bane' #6399 LNER Green	£106.21
31-138	Class D11/2 Hayston of Bucklaw #62682 BR Black Early Emblem	£106.21
31-167DC	L6YR 2-4-2 Tank #50795 BR Lined Black E/E - Weathered	£98.13
31-187	Jubilee Class Nelson #5664 LMS Crimson with Stanier Tender	£110.46
31-214	Patriot Class 4-6-0 Giggleswick #45538 BR Green Early Emblem	£110.46
31-268	Class 419 MLV Network South East	£72.21
31-318	Robinson Class J11 (GCR 9J) #5317 LNER Black 0-6-0	£76.46
31-319	Robinson Class J11 (GCR 9J) #4311 BR Black Early Emblem	£76.46
31-320DC	Robinson Class J11 (GCR 9J) #6325 BR Black Late Crest	£91.76
31-344	Class 04 #D2332 Lloyds NCB Industrial Yellow - Weathered	£62.86
31-365	Class 03 #D3170 BR Blue Wasp Stripes & Air Tanks - Weathered	£63.71
31-431	Midland Class 1F #41708 BR Black Early Emblem (Preserved)	£67.79
31-441DC	ivatt Class 2MT 2-6-2 Tank #41291 BR Lined Black Late Crest	£81.13
31-463	C Class 0-6-0 #271 SECR Plain Green	£76.46
31-465	C Class 0-6-0 #31579 BR Black Late Crest	£76.46
31-517DS	Class 158 2 Car DMU #158849 Regional Railways *SOUND*	£233.71
31-614	Class V3 Tank #67609 BR Lined Black Late Crest Cranked Pipes	£76.46
31-635	Class 64x0 0-6-0 Pannier Tank #407 GWR Green	£65.41
31-637	Class 64x0 0-6-0 Pannier Tank #6400 BR Lined Green Late Crest	£65.41
31-656DC	Class 47 #D1677 'Thor' BR Green Yellow Ends	£95.50
31-658	Class 47 #47190 Pectinidae BR Petroleum Sector - Weathered	£97.71
31-679	Type ALS Electric #E3095 BR Electric Blue Small Yellow Panel	£100.26
31-691	LMS Stanier Mogul Class #42969 BR Lined Black Early Emblem	£101.11
31-692	LMS Stanier Mogul Class #42968 BR Lined Black L/C (Preserved)	£101.11
31-920	H2 Class Atlantic 4-4-2 2426 St Albans Head SR Olive Green	TBA
31-921	H2 Class Atlantic 4-4-2 32424 Beachy Head BR Black Early Emblem	TBA
31-979A	BR Standard Class 3MT Tank #82001 BR Black E/E - Weathered	£80.71
31-995	LMS 10000 BR Brunswick Green, Lined Orange & Black	£89.50
31-996	LMS 10000 BR Brunswick Green, Part Eggshell Blue Waistband	£89.50
31-997	LMS 10001 BR Brunswick Green, Blue Waistband Yellow Panels	£89.50
32-038DS	Class 20 #D2014 BR Blue Indicator Dials - Weathered *SOUND*	£195.46
32-065	Class 43 'Waship' #D865 Zealoud #D865 BR Maroon Yellow Panel	£76.46
32-066	Class 43 'Waship' 'Pegasus' #D835 BR Green Yellow Panel	£76.46
32-085	Class 56XX #6639 BR Black Early Emblem	£63.71
32-233	Fowler Class 3F 0-6-0 (Inty) #23 SDJR Blue	£62.01
32-260DC	WD Austerity 2-8-0 #90448 BR Black Late Crest	£125.29
32-285	Class 101 2 Car DMU BR Green with Speed Whiskers	£110.46
32-286	Class 101 2 Car DMU BR Green with Yellow Warning Panel	£110.46
32-331	Class 25/1 #25043 BR Green Full Yellow Ends - Weathered	£71.06
32-440	Class 24/1 DS135 BR Green	£73.06
32-442	Class 24/1 #24137 BR Blue	£73.06
32-481	Class 40 #D369 BR Green Centre Head Code	£81.56
32-5298	Class 55 #D9011 BR Two Tone Green	£82.88
32-550C	Class A1 Tornado #60163 BR Express Blue	£128.01
32-680	Class 45 #45036 BR Blue Split Centre Head Code	£80.71
32-762DS	Class 57/3 The Hood #57312 Virgin - Weathered *SOUND*	£220.95
32-763	Class 57/3 Pride of Crewe #57309 DRS Compass Blue	£97.71
32-784	Class 37/0 #37242 Mainline Blue Centre Head Code - Weathered	£83.90
32-785DS	Class 37/0 #37254 BR Departmental - Weathered *SOUND*	£208.21
32-786	Class 37/0 #37174 EWS Domino Head Code - Weathered	£83.90
32-927	Class 150/12 Car DMU #150128 First Great Western	£110.46
32-938	Class 150/2 #150204 Northern Rail	£110.46
32-992	Wickham Type 27 Trolley Car BR Engineers Yellow	£39.06
32-993	Wickham Type 27 Trolley Car BR Engineers Yellow Wasp Stripes	£39.06
35-076	Class E40 6-2 #473 Southern Green	£76.46
35-077	Class E40 6-2 #32556 BR Black Early Emblem	£76.46
35-600	Class 20 Diesel Locomotive - DC & DCC Sound	£121.55
35-675	Class 57xx Pannier Tank Locomotive - DC & DCC Sound	£112.20
36-553	DCC Decoder with Back EMF and 3 Function Outputs (8 Pin)	£11.95
36-556RA	E-Z Command 90° Pin DCC Decoder	£14.54
36-557	1 Amp 4 Function 21 Pin DCC Decoder with Back EMF	£14.50
36-558A	E-Z Command 6 Pin Decoder for "OO" and "N" gauge	£15.25

GRAHAM FARISH

370-080	'Countrywide Coal' Digital Train Set	£127.46
370-500	Cumbrian Mountain Express Collectable Train Pack	£140.21
371-015B	Class 08 #08856 BR Blue with Wasp Stripes	£65.16
371-019	Class 08 #08897 EWS - Weathered	£71.70
371-085	Class 25/1 #D5188 BR Green	£84.96
371-087	Class 25/2 #25234 BR Blue	£84.96
371-110	Class 31 #D5563 BR Green - Directional Lighting	£87.51
371-111	Class 31 #D5596 BR Green Small Yellow Panels - Directional Lighting	£87.51
371-112	Class 31 #31173 BR Blue - Directional Lighting	£87.51
371-165	Class 37/4 #37407 Loch Long BR Blue Large Logo	£84.96
371-168	Class 37/5 #37506 Railfreight Red Stripe	£84.96
371-169	Class 37/4 #37409 DRS	£84.96
371-286	Class 55 Kings Own Yorkshire Light Infantry #D9002 BR Green SYP	£84.96
371-287	Class 55 Prince of Wales's Own Regiment of Yorkshire #55005 Blue	£84.96
371-330	Class 150/1 #150128 First Great Western	£97.91
371-384	Class 66 #66209 EWS - Weathered	£99.41
371-396	Class 66 (Low Emission Variant) Interhub GB #66731 GBR	£89.21
371-454	Class 37 #D6827 BR Green Centre Headcode - Weathered	£93.46
371-558	Class 158 2 Car DMU #158871 ScotRail	£97.50
371-604	Class 42 Waship Onslaught #D832 BR Green	£93.46
371-635	Class 70 Powerhaul #70006 Freightliner	£101.11
371-656	Class 57 #57312 Network Rail Yellow	£97.76
371-657	Class 57 Pride of Crewe #57309 DRS Compass Livery	£97.76
371-752	Class 87 Royal Sovereign #87002 BR Blue	£89.21
371-880	Class 108 2 Car DMU BR Green Small Yellow Panel	£101.96
371-987	Class 64x0 0-6-0 Pannier Tank #6400 BR Lined Green Late Crest	£59.46
372-030	Castle Class 'Earl of Dunraven' #5044 GWR Lined Green	£110.46
372-181	Princess Coronation Class 'Duchess of Hamilton' #46229 BR Green	£127.46
372-183	Princess Coronation Class #46240 'City of Coventry' BR Crimson L/C	£127.46
372-212	Class 3F (Inty) #47345 BR Black Late Crest	£59.46
372-310	Merchant Navy Class #35024 'East Asiatic Company' BR Blue E/E	£127.46
372-312	Merchant Navy Class #35028 'Clan Line' BR Green Late Crest	£127.46
372-385	Class A2/AH 'Peppercorn' #525 LNER Apple Green	£123.21
372-388	Class A2 'Blue Peter' #60532 BR Lined Green Late Crest	£123.21
372-400	Class 139 #135 LNER Lined Black Flat Sided Tender	£73.91
372-536	Class 4MT Tank #80119 BR Lined Black Late Crest	£84.96
372-625	ivatt Class 2MT #46521 BR Lined Green Late Crest	£81.50
372-626	ivatt Class 2MT BR Lined Black E/E Locomotive 46440	£81.50
372-653	BR Standard Class 4MT #76079 BR Lined Black Early Emblem	£100.26
372-725	BR Standard Class 5MT 73068 BR Lined Green Late BRIC Tender	£103.50
372-727	BR Standard 5MT 'Carnegie' BR Lined Black Early BR1B Tender	£103.50
372-752	Fairburn 2-6-4 Tank #42073 BR Black Late Crest	£84.96
372-800A	Class A1 Tornado #60163 BR Lined Brunswick Green	£133.75
372-800B	Class A1 Tornado #60163 BR Express Blue	£133.75
372-930	N Class 2-6-0 #1406 SR Olive Green Slope-sided Tender	£110.46
372-931	N Class 2-6-0 #31844 BR Black Early Emblem	£110.46

RAILS BLACK LMS LIMITED EDITIONS



© Keith Long

Flickr user - cubsab100

31-998 LMS Twins Wooden Box Set #10000/10001 Black/Chrome £249.50

UK POSTAL RATES: £4.00 (1st Class), £4.50 (1st Class Recorded), Special Delivery £8.50 next day delivery inc Saturdays by 10pm (orders must be placed before 200pm on date of despatch), £7.50 per parcel over 2kg sent via ParcelForce courier for next day delivery inc Saturdays (orders must be placed before 3:00pm on date of despatch). This excludes post codes IV, HS, KA27-28, KW, ZE, PA20-78, PH17-50, BT, IM, TR21-25, JE-GY and PO31-41 which will be charged at £12.

WORLDWIDE POSTAL RATES: Postage charged at cost sent via Royal Mail Airmail under 2kg, ParcelForce over 2kg. (Air sure and International signed for available on request).

New releases may be booked in advance.

All mail order or telephone orders despatched immediately with an immediate refund or follow-on option on 'Out of Stock' items. Please advise with your order.

All goods are either in stock or on order.

By Car: From M1 South, Junction 29, follow A617 to Chesterfield then A61 to Sheffield.
From M1 North, Junction 33, follow Parkway then A61 Chesterfield Road.
By Bus: From Midland Station/Transport Interchange catch No 53 (Lowdges) bus to Albert Road (approximately 2 miles).

Full Hornby 2014 Range now available for Pre-Order

CASH OR PART EXCHANGE
ANY GAUGE, ANY AGE

Please see over the page for the extensive list of items we buy.
If you are looking to sell any make we haven't mentioned please contact us anyway as we put a price on anything.

No list? No problem! Parcel up and send to us for top prices!

Colour coding:

No DCC - DCC READY - DCC Fitted/Sound

PLEASE NOTE:

All items currently in stock are despatched immediately.
Forthcoming releases will be despatched immediately upon release. If your order contains both current items and forthcoming releases then these will be despatched separately and subject to separate delivery charges.



DAPOL

N GAUGE

2D-001-000/1/2/3	Class 33/0 - Various Liveries & Running numbers	£91.95
2D-002-000/1/2/3	Class 50 - Various Liveries, Names & Running numbers	£104.95
2D-003-003/4/5	Class 52 Diesel - Various Names, Liveries & Running numbers	£90.95
2D-004-005/6/7/8/9	Class 56 (Doncaster Bull) Various Liveries & Running numbers	£102.95
2D-005-000/1/2/3	Class 59 - Various Liveries & Running numbers	£104.95
2D-007-001	Class 66 Malcolm Rail & Megafret Wagons Train Pack	£139.95
2D-009-000/1/2	Class 121 - Various Liveries & Running numbers	£96.50
2D-012-001/2/4/5	Class 22 - Various Liveries & Running numbers	£109.50
2D-017-001/2	Mk3 DVT - Network Rail/InterCity	£35.95
2S-002-000/1/2/3	Schools Class - Various Names, Liveries & Running numbers	£104.95
2S-007-005/6/7/8/9	GWR 57XX - Various Liveries & Running numbers	£61.50
2S-008-000/1/2/3	Class A4 - Various Names, Liveries & Running numbers	£104.95
2S-009-001/3	GWR Class 2884/38xx - Various Liveries & Running numbers	£104.95
2S-010-000/1/2/3	Hall Class - Various Names, Liveries & Running numbers	£100.95
2S-012-001/2/3	Terrier - Various Liveries & Running numbers	£55.95
ND116A/B/C/D	Class 142 - Various Liveries & Running numbers	£91.95
ND145F/G/H/I	Class 26 - Various Liveries & Running numbers	£86.50
ND205A/B/C/D	Class 27 - Various Liveries & Running numbers	£91.95
NDIESEL2	Diesel DCC Deluxe Starter Set	£231.95

Please note that the majority of Dapol N gauge locomotives are available as DCC Fitted, you can find them by adding a D to the end of the product codes when searching on our website.

OO GAUGE

4D-009-001/2/3/4	Class 121 - Various Liveries & Running numbers	£103.95
4D-010-001/2/3/4	Class 73 - Various Liveries & Running numbers	£105.00
4D-011-000/1/2/3	Streamlined Railcar - Various Liveries & Running numbers	TBA
4D-012-000/1/2/3	Class 22 - Various Liveries & Running numbers	£105.00
4D-014-000/1/2/3	Class 29 - Various Liveries & Running numbers	£109.50
4D-015-001/2/3/4/5	Class 122 - Various Liveries & Running numbers	£103.95
8800	Track Cleaner	£52.00

O GAUGE

7D-008-001/2/3/4	Class 08 - Various Liveries & Running numbers	£167.50
7D-031-000/1/2/3/4	6 Wheel Milk Tankers - Various Names & Liveries	£59.50
7D-051-001/2/3/4	5 Plank Wagons - Various Names & Liveries	£34.50
7D-071-001/2/3/4	7 Plank Wagons - Various Names & Liveries	£34.50
7D-080-001/2/3/4	8 Plank Wagons - Various Names & Liveries	£34.50
7F-100-001/2/3/4	SR Pilbox/Brake Van - Various Liveries & Running no's	£59.50
7S-010-001/2/3/4	Terrier - Various Names, Liveries & Running numbers	£159.95

ESU Loksound

V4.0 Steam Sound	Classes A4 Pacific, A1/A2 Pacific, A1 Pacific "Tornado", GWR Pannier 57xx, GWR Manor 78xx, BR/LMS Mogul, 4MT Tank, Jubilee, BR/LMS Fairburn, Ivatt Class 4, 3F Jinty, Bulleid Pacific	£94.50
V4.0 Diesel Sound	Classes 03/08/20/24/25/31/37/40/43 HST/44/45/47/50/52/55/57/66/67/108 DMU/158 Sprinter	£94.50
Decoder with Speaker	Fitting service for all OO gauge Steam Classes	£25.00
DCCSFT	Fitting service for all OO gauge Diesel Classes	£20.00
DCDDIFT		

All sound decoders are available with either 8 or 21 pin connectors, several of the steam decoders are suitable for use in other locomotives. See our website for more details.

50010	ECOSBoost ext Booster 4A DCC/MOT/SV/mix	£197.50
50011	ECOSBoost ext Booster 8A DCC/MOT/SV/mix	£369.50
50111	ECOSControl Radio Handset & Base Station	£241.50
50200	ECOS Command Station (2nd Gen) 15-21V & Colour Touchpad	£599.50
50300	Navigator Digital System Wireless IR Handset & Base Station	£258.50

DECODER FITTING SERVICES

DCCFT6	DCC Decoder fitting service for N gauge 6 pin DCC Ready locomotives	£29.50
DCCFT8	DCC Decoder fitting service for OO gauge 8 pin DCC Ready locomotives	£29.50
DCCFT21	DCC Decoder fitting service for OO gauge 21 pin DCC Ready locomotives	£29.50

The charges for our fitting services are inclusive of the cost of the decoder which will either be a Hornby 4 or Bachmann 3 function decoder chosen at our discretion.

HELJAN

OO GAUGE

1600/1/2/3/4	Class 16's BR Green - Various Ends, LTD Editions of 750	£106.50
1605	Class 16 DB405 BR Green (Weathered) - LTD Edition of 750	£114.50
1715/6/7	Class 17 BR Green - Various Running numbers	£87.00
2320/1/2	Class 23 'Baby Deltic' BR Green - Various running numbers	£103.50
2323	Class 23 'Baby Deltic' BR Green D5909 Weathered	£111.95
2500/1/2/3	Class 05 Shunter Type A - Various Liveries & Running numbers	£99.50
2520/1/2/3	Class 05 Shunter Type B - Various Liveries & Running numbers	£99.50
2608/9	Class 26/1 BR Green - Various Running numbers	£87.00
2660/1/2/3/4/5	Class 26/0 BR Green - Various Running numbers	£95.00
3410/1/3/4	Class 33/0 Early BR Green - Various Running numbers	£94.50
3430/1/2/3/4	Class 33/0 Late - Various Liveries & Running numbers	£94.50
3910/1/2/3	LNER 02/3 - Various Liveries & Running numbers	£147.50
3920/1/2/3	LNER 02/4 - Various Liveries & Running numbers	£147.50
4005	LJON Prototype Diesel D0260	£109.50
4010/1	DP2 Prototype Diesel - Various Liveries	£102.50
4746/7/8	Class 47 - Various Liveries & Unbranded	£64.50
8800/1/2/3	AC Railbus - Various Liveries & Running numbers	£93.50
89121	Operating 21.5 (OO)/27 (H/O) Metre Turntable	£217.50
8940/1/2	Class 128 DPU - Various Liveries & Running numbers	£94.00
8990/1/2/3	Class 128 DPU - Various Liveries & Running numbers	£94.00

O GAUGE

1001/2/3/4/5/6/7	Class B Tank Wagon - Various Liveries & Running numbers	£62.50
1040/1/2/3	VAA Box Van - Various Liveries & Running numbers	£62.50
1050/1/2/3	OAA Open Wagon - Various Liveries & Running numbers	£62.50
4050/1	Class 40 - Various Liveries & Running numbers	£520.00
4910/1/2/3/4	BR Mk1 SO Coaches - Various Liveries & Running numbers	TBA
4920/1/2/3/4	BR Mk1 BSK Coaches - Various Liveries & Running numbers	TBA
4950/2/3/4/5/6	BR Mk1 BG Coaches - Various Liveries & Running numbers	£260.00
4990/2/3/4	BR Mk1 GUV Coaches - Various Liveries & Running numbers	£260.00
5280/1/2	Class 52 Western - Various Liveries & Running numbers	£479.00
8890/1/2	AC Railbus - Various Liveries & Running numbers	£399.00

KATO

20-850	UniTrack M1 Basic Oval with Kato Controller	£63.50
20-851	UniTrack M2 Basic Oval with Passing Loop & Controller	£118.95
20-860	UniTrack V1 Mainline Passing Siding Variation Set	£59.50
20-861	UniTrack V2 Single Track Viaduct Variation Set	£67.95
20-862	UniTrack V3 Sidings Variation Pack	£93.50
20-863	UniTrack V4 Passing Loop/Sidings Variation Pack	£67.95
20-864	UniTrack V5 Inner Oval Variation Pack	£25.50
20-865	UniTrack V6 Outer Oval Variation Pack	£29.50
20-866	UniTrack V7 Scissors Crossing Variation Pack	£59.50
20-867	UniTrack V8 Crossing Variation Pack	£29.50
20-868	UniTrack V9 Left Hand Crossover Variation Pack	£42.50
20-869	UniTrack V10 Right Hand Crossover Variation Pack	£42.50
20-870	UniTrack V11 Double Track Banked Curve Variation Pack	£76.50
20-871	UniTrack V12 Double Track Up & Down Variation Pack	£152.95
20-872	UniTrack V13 Double Track Elevated Variation Pack	£127.50
20-873	UniTrack V14 Double Track Inside Variation Pack	£72.25

LGB

20220	RhB Class ABe B/12 "Allegria" 3 Car EMU V1	£1582.95
20225	RhB Class ABe B/12 "Allegria" 3 Car EMU V1 "SOUND"	£1899.50
20990	Saxon Class II K Steam Locomotive "SOUND"	£1055.00
26841	Königlich Sächsisches Staats-Eisenb. Class 99.516 Steam Locomotive	£776.95
27872	NYC Mikado Steam Locomotive "SOUND"	£1424.50
78500	Digital Starter Set D8	£1019.95

MATHIESON MODELS

MW0003	Pentrich Private Owner 8 Plank Wagon	£8.20
MW0008	United National Private Owner 8 Plank Wagon	£8.20
MW0013	Brodsworth Main Private Owner 8 Plank Wagon	£9.00
MW0020	Hodgers Private Owner 8 Plank Wagon	£9.00

Find the full range of these finely detailed N gauge wagons on our website

PRE-ORDER PRICE PROMISE

All pre-order prices are guaranteed to be no higher than the prices shown when an order is placed for a maximum of 12 months from the date of pre-order. In the event of a price reduction you will automatically be charged the lower price up until the release of the item.

ALSO STOCKED

In addition to full ranges from all the manufacturers featured here we also offer full ranges from Woodland Scenics, Ratio, Metcalfe Models, Harburn Hamlet, K&M, Bassett-Lowke, Romford, Modelscene, Superquick and many more. If you can't find the product you are looking for on our website then please contact us and we can order it in for you.

Check out our **ebay** store to see what discontinued and rare items we have on offer and for your chance to pick up a secondhand bargain today.

Visit - <http://stores.ebay.co.uk/Rails-Of-Sheffield>



is now open with old and unusual items being unearthed from storage and listed every day

Visit - <http://stores.ebay.co.uk/The-Rails-of-Sheffield-Vault>

VISIT THE RAILS SECOND-HAND EMPORIUM

Thousands of second-hand items available • Come and browse at your leisure! • From all brands to all gauges • Ask a member of staff in store for access to Rails Second-Hand Emporium!



<http://www.facebook.com/pages/Rails-Of-Sheffield/182517693075>



<http://twitter.com/railssheffield>

GAUGEMASTER

DCP-CB12D	DCC Concepts Cobalt Digital Slow Action Point Motor (12)	£299.95
DCP152	DCC Concepts Cobalt Slow Action Point Motor (12 Pack)	£169.95
BPDC24	OPTI 8 Pin Direct Plug Decoder (5 Pack)	£59.50
BPDC25	OPTI Standard 4 Function Decoder (Pack of 5)	£51.50
BPDC26	OPTI Small 4 Function Decoder (Pack of 5)	£62.50
BPGM510	Bulk Pack of 25 Mini-Toggle Switches for Point Motors	£44.95
DCC01	Prodigy Express Package	£119.95
DCC02	Prodigy Advance Package	£198.50
DCC03	Prodigy Advance 2 Wireless Starter Set	£359.50
DCC13	Prodigy Advance 2 Wireless Walkaround	£144.50
DCC14	Prodigy Advance 2 Backlit Walkaround	£114.00
DCC23	6 Pin N Gauge Plug-In Decoder	£21.00
DCC27	OMNI 21 & 8 Pin Decoder	£16.50
DCC30	Accessory Decoder	£46.75
DCC40	Auto Reverse Module	£32.25
DCC49	Prodigy DCC 8 Amp Booster Unit	£139.50
DCC51	Prodigy Wireless Conversion Set	£220.95
DCC55	Prodigy Advance Wired Computer Interface Cable	£40.50
Model D	Twin Track Controller	£62.50
Model Q	Four Track Controller	£124.50
PM1	Point Motor with Accessory Switch	£4.25
PM2	Point Motor	£3.95
PM4	Point Motor Self Latching with Switch	£4.50
100M	Single Power Controller	£67.95

PECO

PL10E	Point Motor with Extended Pin	£5.00
PL10W	Turnout motor with low current coils	£6.00
PL10WE	Turnout motor with low current coils and extended pin	£6.00
PLS-100	'SmartSwitch' Starter Set	£55.00
PLS-120	'SmartSwitch' Board	£24.00
PLS-125	'SmartSwitch' Servo Motor (Single)	£14.50
PLS-130	'SmartSwitch' - 'SmartFrog'	£10.50
PLS-135	'SmartSwitch' Stationary Decoder	£14.50
PLS-140	'SmartSwitch' 1M Cable Extension	£5.00

OO GAUGE

SL100	25 Yards Code 100 Wooden Sleeper Flexible Nickel Silver Track	£62.50
SL100F	25 Yards Code 75 Wooden Sleeper Flexible Nickel Silver Track	£64.50
SL102	25 Yards Code 100 Concrete Sleeper Flexible Nickel Silver Track	£62.50
SL102F	25 Yards Code 75 Concrete Sleeper Flexible Nickel Silver Track	£72.00
SL104F	25 Yards Code 75 Steel Sleeper Flexible Nickel Silver Track	£75.00

N GAUGE

SL300	25 Yards Code 80 Wooden Sleeper Flexible Nickel Silver Track	£63.50
SL300F	30 Yards Code 55 Wooden Sleeper Flexible Nickel Silver Track	£76.50
SL302	25 Yards Code 80 Concrete Sleeper Flexible Nickel Silver Track	£63.50
SL302F	30 Yards Code 55 Concrete Sleeper Flexible Nickel Silver Track	£77.50
SL386/7	Right Hand/Left Hand Curved Point	£9.95
SL388/9	Right Hand/Left Hand Large Point	£9.95
SL395/6	Right Hand/Left Hand Medium Point	£8.75

O GAUGE

SL700B-H	12 Yards Code 124 Wooden Sleeper Flexible Nickel Silver Track	£65.50
SL700FB	12 Yards Code 143 Wooden Sleeper Flexible Nickel Silver Track	£65.50

DJ MODELS

N17-001/2/3/4	Class 17 Clayton - Various Liveries & Running numbers	£97.50
N17-005	Class 17 D8501 BR Green SYP Weathered	£106.50
N17-006/7/8	Class 17 Powered & Dummy Twin Packs - Various Liveries	£127.50
N23-001/2/3/4	Class 23 'Baby Deltic' - Various Liveries & Running numbers	£97.50
N23-005	Class 23 'Baby Deltic' D5901 BR Green SYP Weathered	£106.50
O23-001/2/3/4	Class 23 'Baby Deltic' - Various Liveries & Running numbers	£306.50
O23-005	Class 23 'Baby Deltic' D5901 BR Green SYP Weathered	£327.50

NOW STOCKING!

EFE, OXFORD DIECAST & GOLDEN VALLEY HOBBIES

OFFICIAL HORNBY
COLLECTORS CENTRE

Est 1975

FOR MORE SPECIAL OFFERS AND UP TO THE
MINUTE RELEASES VISIT OUR WEBSITE

TELEPHONE/ORDER
HOTLINE

(0114) 2551436

Open 9:00 am - 5:00 pm
24 Hr Answerphone service for orders



RAILS OF SHEFFIELD

SHOP OPENING HOURS:

9:30 am - 5:00 pm

Monday - Saturday

Free parking outside the door!

WANTED

CASH OR PART EXCHANGE

We urgently require collections of any size featuring products from the following manufacturers:



We are always on the lookout for all types of kit built models including Pro-Scale, Nu-Cast, Golden Age Models, Silver Fox Models, Comet Models, David Andrews and Japanese/Korean Brass in addition to all manufacturers above.

Please do contact us if you are at all unsure as to whether we would be interested in your collection.

We value your used models very highly and will pay top prices for all items offered.

We provide a fast, professional and friendly service from our family run business.

Distance is no object and anything is considered.

Please telephone us on 01142 551436, email secondhand@railsofsheffield.com, fax us on 01142 555982 or post your lists to the address at the bottom of the page, all enquiries answered.

DISCOUNT 'O' GAUGE

TOWER BRASS LOCOMOTIVES

R.T.R in unpainted brass/factory painted	
GWR/BR King.....	£900.00
GWR/BR Railcar 19-33.....	£550.00
GWR/BR Parcels Railcar No.34.....	£550.00
GWR 14xx Early black chassis.....	£525.00
GWR 14xx Late black chassis.....	£525.00
GWR/BR 4575 Prairie black chassis.....	£650.00
GWR 1361 Early black chassis.....	£525.00
GWR/BR 1361 Late black chassis.....	£525.00
GWR/BR Castle Collett Tender.....	£1225.00
GWR/BR Castle Hawksworth.....	£1225.00
LY/LMS/BR Pug black.....	£450.00
LNER/BR J39 0-6-0 black.....	£925.00
GWR/BR 8750 Pannier black chassis.....	£525.00
LMS/BR Original Patriot black.....	£1400.00
BR Original Patriot green.....	£1400.00

TOWER BRASS COACHES

Fully assembled in unpainted brass	
BR Suburban all 2nd or Comp.....	£215.00
GWR/BR 'B' set black chassis.....	£245.00
GWR/BR Collett D127 brake 3rd.....	£235.00

SAN CHENG R-T-R BRASS LOCOS

In basic factory paint finish

Black Five (various) black.....	£1400.00
Royal Scot green.....	£1350.00
Royal Scot maroon.....	£1350.00
8F (welded or rivetted) black.....	£1400.00
GWR/BR 4-6-0 Hall Green.....	£1350.00
BR 4-6-0 Hall Black.....	£1350.00
SR 4-4-0 Schools Olive.....	£1300.00
SR 4-4-0 Schools Malachite.....	£1300.00
LNER/BR V2 2-6-2.....	£1400.00
GWR/BR Manor.....	£1400.00
LNER/BR B1 black late tender.....	£1400.00
GWR City of Turro.....	£1350.00
LMS/BR De-streamlined Duchess.....	£1600.00
LMS/BR Non-streamlined Duchess.....	£1600.00
LNER/BR J50 Black.....	£675.00
GWR/BR Grange (2 versions).....	£1400.00

FULLY FINISHED R-T-R LOCOS

LMS/BR 8F 2-8-0.....	from £1540.00
LMS/BR Royal Scot 4-6-0.....	from £1575.00
LMS/BR Jubilee 4-6-0.....	from £1625.00
L&Y/LMS/BR Pug 0-4-0T.....	from £525.00
GWR/BR 48xx/14xx Autolok 0-4-2T.....	from £695.00
GWR/BR 1361 0-6-0ST.....	from £695.00
GWR/BR 8750 Pannier tank.....	from £695.00
GWR/BR 4575 Prairie tank.....	from £855.00
GWR/BR King 4-6-0.....	from £1235.00
GWR/BR Castle 4-6-0.....	from £1535.00
GWR/BR Hall 4-6-0.....	from £1575.00
GWR/BR Parcels/Passenger railcars from £785.00	
SR/BR Schools 4-4-0.....	from £1525.00
LNER/BR J39 0-6-0.....	from £1110.00
LNER/BR V2 2-6-2.....	from £1625.00
GWR/BR Manor.....	from £1625.00
LMS/BR Original Patriot.....	from £1625.00
LMS/BR Duchess.....	from £1945.00
GWR City of Turro.....	from £1545.00
GWR/BR Grange.....	from £1585.00
LMS/BR Black Five.....	from £1625.00
LNER/BR B1.....	from £1625.00
Over 100 R-T-R locos available off the shelf	

SLATERS LOCO KITS

7L002 G.W.R 28xx Curved frame.....	£450.00
7L003 G.W.R 28xx Square frame.....	£450.00
7L005 M.R/L.M.S Flatiron.....	£350.00
7L006 M.R/L.M.S Johnson Halfcab.....	£306.00
7L007 M.R/L.M.S Johnson Kirtley.....	£417.00
7L009 C.R./Industrial Pug.....	£213.00
7L011 M.R/L.M.S Johnson 1262 0-4-4T.....	£335.00
7L014 M.R/L.M.S Dealey Comp 4-4-0E442.00	
7L015 G.W.R Saint Curved frame.....	£450.00

GLADIATOR LOCO KITS

GTR3 GCR/LNER J11 Pom Pom.....	£275.00
GTR20 L.M.S/B.R Princess.....	£395.00
GTR14 LMS/BR Original Patriot.....	£315.00
GTR26 LMS/BR Stanier Mugen.....	£315.00
GTR28 LMS/BR Austin Seven 0-8-0.....	£285.00
GTR31 LMS/BR Stanier Lemon 0-4-4TE235.00	
GTR44 LNW/LMS/BR Coal Tank 0-6-2T.....	£225.00
GTR50 L.N.E.R/B.R Garratt 2-8-8-2.....	£595.00
GTR52 LMS/BR 8F & rivetted trailer.....	£305.00
GTR58 LNER/BR K1 4-6-0.....	£335.00
GTR59 LNER/BR K1 2-6-0.....	£325.00
GTR63 LNER/NER Y8 0-4-0T.....	£165.00
GTR65 GCR/LNER F1 2-4-2T.....	£215.00
GTR72 LBSC/BR I3 4-4-2T.....	£235.00
GTR88 LMS/BR Jinty 0-6-0T.....	£225.00
FT1 GNR/LNER/BR J6 0-6-0.....	£235.00
FT3 LNER/BR B16/1 4-6-0.....	£265.00
FT5 LNER/BR J21 0-6-0.....	£225.00
FT6 NER/LNER J25 0-6-0.....	£225.00
FT7 LNER/BR N8/N9 0-6-2T.....	£185.00
FT9 NER/LNER G6 (BTP).....	£195.00

JAVELIN LOCOMOTIVE KITS

JKL3 G.W.R Dukedog 4-4-0.....	£275.00
JKL4 G.W.R Collett Goods 0-6-0.....	£265.00
JKL5 G.W.R Dean Goods 0-6-0.....	£265.00
JKL5 SEC/SR Wainwright C 0-6-0.....	£285.00
JKL7 S.E.C.R Wainwright 'C' 0-6-0.....	£285.00
JKL11 LMS/BR Black five long firebox.....	£315.00

HELMSMAN CONTROLLERS

MM2/5 Samp cased single controller.....	£107.50
MM2/5RC Remote version of above.....	£134.50

PECO WAGON KITS

W601 GWR Toco brake can.....	£35.00
W602 GWR Permanent Way brake.....	£35.00
W603 GWR 6 wheel brake.....	£37.25
W604 GWR 4 plank open.....	£29.25
W605 GWR Steel Open.....	£29.25
W606 GWR 10 ton Van.....	£36.25
W607 BR 16 ton Mineral wagon.....	£37.25
W608 BR 27 ton Iron Ore wagon.....	£36.25
W609 BR 20 ton Pig Iron wagon.....	£36.25

PECO LINESIDE KITS

LK704 Wooden lineside hut kit.....	£17.25
LK705 Brick lineside hut.....	£17.25
LK709 Ground Level Signal Box.....	£24.75
LK735 GWR Yard Crane.....	£18.75
LK741 GWR spear fencing.....	£9.50
LK 742 GWR spear fencing rumps.....	£9.50
LK743 Field fencing and gates.....	£9.00
LK744 Concrete fencing.....	£8.50
LK747 Telegraph Poles.....	£5.30
LK748 Ladders.....	£3.50
LK749 Loading Gauges (2).....	£10.80
SL750 Single track level crossing gates.....	£17.50
LK758 Platelayers tools.....	£5.50
LK790 GWR home or distant signal.....	£17.50

PECO 'O' GAUGE TRACKWORK

SLE786BH Curved R/H Point.....	£49.50
SLE787BH Curved L/H Point.....	£49.50
SL700BH 12 yards flexitrack.....	£69.50
SLE791BH Right Hand Point.....	£37.50
SLE792BH Left Hand Point.....	£37.50
SLE797BH Y Point.....	£37.50
SLE790BH Double Slip.....	£81.50
SL10 24 metal railjoiners.....	£2.30
SL740BH Buffer stop.....	£2.30
TP1 Long Track pins (15mm).....	£2.99
ST700 Box (6) 393mm straight.....	£38.50
ST725 Half circle 1028mm radius curves.....	£42.00

PARKSIDE WAGON KITS

PS14 B.R. Grampus Ballast.....	£30.50
PS16 L.N.E.R Loco Coal Wagon.....	£30.50
PS17 B.R 12 ton Pipe Wagon.....	£30.50
PS23 G.W.R 13 ton Open Wagon.....	£30.50
PS24 G.W.R 12 ton Unfitted Van.....	£30.50
PS25 B.R 24 1/2ton Mineral.....	£30.50
PS26 G.W.R 12 ton Fitted Van.....	£30.50
PS27 G.W.R 12 ton Open Tarp.....	£30.50
PS28 G.W.R 12 ton Plywood Van.....	£30.50
PS29 G.W.R Fruit Van.....	£30.50
PS30 B.R 16ton Mineral.....	£30.50
PS31 B.R 16ton Slope Sided Min.....	£30.50
PS32 B.R 16ton Min (S.N.C.F.).....	£30.50
PS33 B.R 8 Plank Mineral.....	£30.50
PS34 G.W.R Mogo.....	£30.50
PS35 G.W.R Plywood Mogo.....	£30.50
PS38 B.R Sand Wagon.....	£30.50
PS42 L.M.S 12ton Open.....	£30.50
PS45 L.N.E.R 12ton Van.....	£30.50
PS46 L.N.E.R 12ton Fruit Van.....	£30.50
PS47 G.W.R Loco Coal Wagon.....	£30.50
PS48 G.W.R Tevan.....	£30.50
PS49 G.W.R Mica Van.....	£30.50
PS100 SR Banana Van.....	£30.50
PS101 SR Meat Van.....	£30.50
PS104 NEW BR 21ton Coal Hopper.....	£30.50
PS106 LNER/B.R fitted cattle track.....	£30.50
PS107 NEW S.R. cattle Truck.....	£30.50
PS108 LNER/BR rivetted hopper wagon.....	£30.50
PS110 SR/BR insulated Van.....	£30.50
PS112 LMS/LNER/BR Gunpowder Van.....	£30.50

Any six above for £152.65

Save 25% off R.R.P

PS39 G.W.R/B.R Conflat & Load.....	£35.90
PS40 L.M.S/B.R Brake Van.....	£35.90
PS44 G.W.R/B.R Toad.....	£35.90
PS103 NEW S.R. brake van.....	£35.90
PS111 NEW M.R/L.M.S brake van.....	£35.90

Any six above for £179.55

Save 25% off R.R.P

PS01 N.B.R/L.N.E.R R. Jubilee Coal.....	£29.25
PS02 N.B.R/L.N.E.R R. Box Van.....	£29.25
PS03 L.N.E.R 7 Plank Open.....	£29.25
PS04 L.N.E.R 12T Van.....	£29.25
PS05 L.N.E.R R. Cattle Van.....	£29.25
PS06 L.N.E.R 4 Plank Open.....	£29.25
PS07 L.N.E.R 12T Van.....	£29.25
PS08 L.M.S Beer Van.....	£29.25
PS09 L.M.S Vent Van.....	£29.25
PS10 L.M.S Van with steel ends.....	£29.25
PS11 L.N.E.R 6 plank open.....	£29.25
PS12 S.R 8 plank open.....	£29.25
PS13 S.R Elliptical roof van.....	£29.25

Any six above for £146.25

Save 25% off R.R.P

PS36 LNER 12T Fish Van.....	£35.00
PS37 LNER/BR 10T Fish Van.....	£35.00
PS102 Blue Spot Fish Van.....	£35.00

Any six above for £175.05

Save 25% off R.R.P

PS105 NEW G.W.R/B.R Horse Box.....	£47.25
PS109 NEW LNER Horse Box.....	£47.25

Buy six horseboxes for only £236.25

H.M.R.S. TRANSFERS

H1 L.M.S. gold loco and coach.....	£20.00
H2 L.M.S. yellow loco and coach.....	£20.00
H2A L.M.S. black style/Crewe loco.....	£20.00
H3 L.M.S. loco lining.....	£20.00
H3A L.M.S. coach lining.....	£20.00
H4 L.N.E.R. green loco and coach.....	£20.00
H4A L.N.E.R. black loco and Gill Sands.....	£20.00
H5 L.N.E.R. loco lining.....	£20.00
H6 L.M.S. goods wagon lettering.....	£18.50
H7 G.W.R. loco and coach lettering.....	£20.00
H8 G.W.R. loco and coach lining.....	£20.00
H9 S.R. Maunsell loco and coach lettering.....	£20.00
H10 S.R. Bulleid loco and coach lettering.....	£20.00
H11 G.W.R. goods wagon lettering.....	£18.50
H12 L.N.E.R. goods wagon lettering.....	£18.50
H13 S.R. goods wagon lettering.....	£18.50
H14 BR steam loco and coach lettering.....	£20.00
H15 BR blue diesel and coach lettering.....	£18.50
H16 LNW/WCS loco coach & wgn.....	£21.00
H17 LSR/MR/SD/LY/MCR gds lettering.....	£20.00
H18 N.E.R. loco and coach lettering.....	£21.00
H20 CBN/BSW/HR/GNSR wgn lettering.....	£20.00
H22 B.R. mixed traffic/L.N.W.R. loco lining.....	£21.00
H24 MR/SDJR/LTSR/MGN loco & coach.....	£21.00
H25 B.R. pre-TOPS wagon numbers etc.....	£18.50
H26 B.R. pre-TOPS wgn instructions etc.....	£18.50
H31 Pullman crests, names and numbers.....	£21.00
H32 Pullman lining.....	£18.50
H40 G.N.R. coach lettering.....	£21.00

SLATERS PARCEL VANS

7C020 SEC/SR PLV/GUV.....	£75.00
7C021 PR SR bogie van B.....	£119.25
7C022 SR 4 wheel BY.....	£75.00
7C019 MR slatted milk van.....	£73.95
7C030 GWR siphon dia 05/06.....	£73.95

SLATERS WAGONS, VANS AND TANKERS

7011 GWR 5 plank with sheet rail.....	£29.50
7012 GWR 7 plank open.....	£29.50
7013 GWR 4 plank open.....	£29.50
7014 GWR iron loco coal.....	£29.50
7015 GWR 3 plank open.....	£29.50
7016 GWR 1 plank.....	£29.50
7023 LMS Cattle wagon.....	£34.50
7024 MR/LMS 10 ton van.....	£32.65
7024F MR/LMS 10 ton fruit van.....	£32.65
7025 MR/LMS 8 ton fruit van.....	£28.90
7026 MR/LMS coke wagon.....	£27.85
7029 MR/LMS 3 plank open.....	£27.85
7030 MR/LMS cattle wagon.....	£28.95
7042 LNER/BR 20 ton hopper.....	£31.25
7042A LNER/BR Alumina wagon.....	£35.75
7051 MR sleeper wagon.....	£27.85
7052 LMS 7 plank loco coal.....	£31.20
7054 GWR cattle wagon.....	£38.50
7032 MR/LMS 10 ton brake van.....	£30.30
7033 LNER/BR 20 ton brake van.....	£44.65
7034 MR/LMS 6 wheel brake van.....	£46.10
7053 LMS/BR 20 ton brake van.....	£46.10
7039 Rectangular tar tank.....	£28.95
7056 14 ton petrol tank.....	£44.65
7073 LMS 3000 Gal milk tank.....	£54.20
7074 LMS 2000 Gal milk tank.....	£54.20
7075 GWR twin milk tank.....	£54.20
7076 GWR 300 Gal milk tank.....	£54.20

SLATERS PRINTED P.O. WAGONS

7035D Arthur Day (Swindon).....	£34.00
7035M Thomas Meakins (Dorking).....	£34.00
7035MH Morris Holloway (Hereford).....	£34.00
7035T WH Thane (Leamington).....	£34.00
7035W W.Woodley (Oxford).....	£34.00
7035GC George Clifford (Cotswold).....	£34.00
7036C Caebryn Collieries (Llandedde).....	£34.00
70360 Ocean (South Wales).....	£34.00
7036P Thomas Pascoe (Swansea).....	£34.00
7036UN United National (S.Wales).....	£34.00
7041RG Round Green (Barnsley).....	£34.00
7041V Vauxhall (Ruabon).....	£34.00
7041W Prince of Wales (Pontefract).....	£34.00
7041Y Ystradgynlais (Swansea).....	£34.00
7045B Barrow Barnsley (Barnsley).....	£32.30
7045SH Shelton (Stoke on Trent).....	£35.50

SLATERS BR WAGONS AND VANS

7062 B.R 12ton Vanwide.....	£35.85
7063 B.R Standard Van.....	£35.85
7064 B.R 12ton Standard/Flat Van.....	£35.85
7065 B.R Meat Van.....	£35.85
7066 B.R. Insulated Van.....	£35.85
7067 B.R 13 ton conflat 'A'.....	£31.70
7069 B.R Lowfit Wagon.....	£31.70
7070 B.R 12 ton Palvan.....	£35.85
7071 B.R 13 ton High Goods Wagon.....	£31.70

NEW HORNBY O GAUGE BUILDINGS

Fully assembled and painted

99080 Great Northern Station.....	£80.00
99081 Station Waiting Room.....	£55.00
99082 Platform Mounted Signal Box.....	£50.00
99083 Platform Straight Sections (2).....	£22.50
99084 Platform Ramps (1 pair).....	£17.50
99085 Platelayers Hut.....	£22.50
99086 Great Northern Signal Box.....	£55.00
99087 Great Northern Water Tower.....	£37.50

All the above can be seen on our website.

NEW LIMITED EDITION DAPOL WAGONS

EXCLUSIVE TO TOWER MODELS ONLY 100 OF EACH	
Birmingham Railway Carriage and Wagon	
Gloucester Railway Carriage and Wagon	
Edward Eastwood Railway Wagon Works	
Lincoln Wagon and Engine Works	
R.Y. Pickering Carriage and Wagon	
Metropolitan Railway and Wagon	
Joshua Gray (Howthorn)	
R. Fred Cole (Gloucester)	
South Wales and Cannock (Worcester)	
Ruabon (Ruabon)	
Wood and Co (London)	
Osbourne and Son (West Ham)	
All £40.00 end or any six for £225.00	

DAPOL READY TO RUN WAGONS

BR 5 plank open wagon	
BR 7 plank open wagon	
BR 8 plank open wagon	
GWR 5 plank open wagon	
GWR 7 plank open wagon	
LMS 7 plank open wagon weathered	
LMS 7 plank open wagon	
SR 7 plank open wagon	
Sheepbridge 7 plank open wagon	
Western Valleys 7 plank open wagon	
David Bevan 7 plank open wagon	
Edinburgh 7 plank open wagon	
Edinburgh 7 plank open wagon weathered	
Ammanford 7 plank open wagon	
Ammanford 7 plank open wagon weathered	
Chatterley Whitfield 7 plank open wagon	
Benzoil By-Products 7 plank open wagon	
Kestell Bros 7 plank open wagon	
Nook and Wyrley 5 plank open wagon	
Rose Smith 7 plank open wagon	
Thorncliffe IZal 8 plank open wagon	
All above RRP £39.95	
our price £34.95 each	

DAPOL 6 WHEEL MILK TANKERS

Fully finished R.T.R wagons	
United Dairies	
Express Dairies	
CWS (red livery)	
Milk Marketing Board	
United Creameries (Unigate)	
RRP £74.50 our price £65.00	

HELJAN READY TO RUN WAGONS

Class B tanker ESSO black	
Class B tanker waste oil black	

WE WANT YOUR Model Railways



We will buy
almost any Railway
Collection, large or small.
All gauges will be taken, in any
condition. We always give an honest
price and will collect and dismantle any layout.

Telephone: **01302 371623**

Mobile: **07526 768178**

or email: anoraksanonymous@googlemail.com

Exclusive
First
Editions

EXCLUSIVE FIRST EDITIONS

Exclusive
First
Editions

YOUR FIRST STOP FOR PRECISION 1:76 '00' SCALE DIE-CAST MODELS & ACCESSORIES

RIBBLE



38114
BRISTOL VRT 2

METROBUS



24905
PLAXTON MINIBUS

NORTHERN GO NORTH EAST



36706
SLF DART SERIES 2

EAST YORKSHIRE



24330
30' BET STYLE COACH

CHIEFTAIN



36005
LEYLAND RTL BUS

MIDLAND GENERAL



34207
AEC WEYMAN RLH

NORTHERN GENERAL



12121
HARRINGTON CAVALIER

BOURNEMOUTH TRANSPORT



35211
36' BET STYLE BUS

EAST KENT COACHES



26625
PLAXTON PARAMOUNT 3500

AI SERVICES



30714
AEC RENOWN

CARLISLE BUS



25812
DAIMLER DMS 1 DOOR

LONDON COUNTRY



34110
AEC RT3 BUS

STOCKPORT CORPORATION



26327
GUY ARAB II UTILITY

BLACKBURN TRANSPORT



27628
WRIGHT VOLVO RENOWN

TIMPSONS



12120
HARRINGTON CAVALIER

FOR EFC STOCKISTS OR TO BUY DIRECT STOP OFF AT OUR NEW WEBSITE

exclusivefirsteditions.com

THE HEREFORD MODEL CENTRE

Email: sales@herefordmodels.co.uk
www.herefordmodels.com

4 COMMERCIAL ROAD, HEREFORD,
HEREFORDSHIRE, HR1 2BA

SALES LINE
 **01432 352809**
**OFFICIAL HORNBY
COLLECTORS
CENTRE**

NEW RELEASES

R3119	Duchess of Abercorn.....	£107.50
32-481	Class 40 Green.....	£81.55

LIMITED EDITIONS

32-900Y	CL108 in Blue/Grey, black window surrounds, Welsh Dragon embellishment on front C970.....	£86.35
33-300F	20t Toad Brake GWR Gry Merthyr.....	£11.35
37-557X	TTA Shell Black 5178.....	£10.85
37-557Y	TTA Shell Black 5169.....	£10.85
	<i>All Weathered</i>	
37-659Z	Benzole set of Three.....	£29.95
37-577W	TTA Shell Black 5172.....	£10.85
37-675U	Mobil set of Three.....	£29.95
37-711Y	Pack of 3 GWR Cattle wagons.....	£27.20
	<i>Non Weathered</i>	
37-711Z	Pack of 3 GWR Cattle wagons.....	£27.20
	<i>Weathered</i>	
37-730Z	GWR Vent Vans Weathered.....	£25.45
	<i>Set of Three</i>	

HORNBY

R2403	Derwent Grange BR Black.....	£73.95
R2634	Patriot Class.....	£74.95
R2679	A1/A1X Terrier GWR.....	£40.00
R2744	Schools Blundells BR.....	£84.95
R2827	Cheltenham Schools.....	£94.45
R2836	N15 Valence.....	£91.95
R2840	M7 SR.....	£79.25
R2843	Schools Dulwich SR.....	£94.45
R2916	CL2800 GWR.....	£93.45
R2917	2800 Class BR.....	£103.99
R2917X	CL2800 BR.....	£106.45
R3007	L1 Late crest Weathered.....	£83.95
R3011X	Q1 BR.....	£96.45
R3015	Prince Arthur BR.....	£103.50
R3016A	Standard 4MT BR Black.....	£109.00
R3017	BR Patriot.....	£108.50
R3026	8F BR Late.....	£103.75
R3088	LNER Class 01.....	£97.45
R3100	NRM Flying Scotsman Black.....	£111.99
R3025	J94 LNER.....	£55.45
R3155	9F Cock of the North.....	£68.95
R3206	BR Blue Tornado.....	£98.45

HORNBY TRAIN PACKS/SETS

R2663	Scotrail Sleeper.....	£88.99
R2696	CL101 - 2 Car.....	£65.25
R2806	Dean Single LMS Pack.....	£124.75
R2815	Southern Suburban Ltd.....	£159.00
R2887M	The Thames Forth.....	£95.99
R2952	Imperial Airways.....	£159.50
R2981	London Olympic.....	£158.00
R2985	Duchess of Carlisle.....	£179.90
R2986	Date with the Duchy.....	£179.90
R3059	Tornado Train Pack.....	£128.45
R3093	Tornado Train Pack.....	£116.99
R3098	BR Tornado.....	£93.45
R3133	East Coast 225 pack.....	£131.75
R3186	Titfield Thunderbolt Set.....	£98.45

HORNBY DIESEL/ELECTRIC LOCOMOTIVES

R2486	CL50 - Agincourt BR - 50013.....	£70.75
R2508	CL121.....	£47.50
R2508A	CL121.....	£47.95
R2576	CL56 BR - 56063.....	£44.50
R2644	CL121 Choc/Cream.....	£47.50
R2646X	CL56 BR Grey.....	£83.95
R2647	CL56 BR Grey.....	£72.95
R2650	CL66.....	£51.95
R2652	CL66.....	£51.95
R2668	CL121.....	£45.75
R2755	CL86 BR Les Ross.....	£43.95
R2803XS	CL31 BR.....	£163.99
R2900XS	CL31 Railfreight.....	£179.45
R2977XS	CL08 BR.....	£158.50
R3038	CL67 DB Schenker.....	£95.99
R3052	CL56 Richard Trevithick.....	£98.45

R3141	CL60 Tata Steel.....	£117.45
R3136	Network Rail Class 73.....	£53.45
R3135	GBRF Class 92.....	£61.25
R3144	BR Green Class 31.....	£117.45
R3144A	BR Green Class 31.....	£123.45
R3177	BR 2Bill SR Green.....	£123.99
R3178	NCB Sentinel.....	£44.95
R3179	Esso Sentinel.....	£44.95
R3180	Tarmac Sentinel.....	£44.95
R3183	Class 67 Arriva.....	£107.45

HORNBY TRACK

R070	Turntable.....	£57.95
R083	Buffer Stop.....	£1.35
R207	Track Fixing Pins.....	£2.50
R394	Hydraulic Buffer.....	£3.95
R600	Straight.....	£1.30
R601	Double Straight.....	£1.95
R604	Curve 1st Rad.....	£1.75
R605	Double Curve 1st Rad.....	£2.05
R606	Curve 2nd Rad.....	£1.70
R607	Double Curve 2nd Rad.....	£2.20
R608	Curve 3rd Rad.....	£2.10
R609	Double Curve 3rd Rad.....	£1.95
R610	Short Straight.....	£1.15
R614	LH Diamond Crossing.....	£9.25
R615	RH Diamond Crossing.....	£9.25
R617	Uncoupling Ramp.....	£2.30
R618	Double Isolating Rail.....	£6.95
R620	Railer Uncoupler.....	£4.25
R628	Half Curve 3rd Rad.....	£1.70
R643	Half Curve 2nd Rad.....	£1.40
R8026	Power Track.....	£3.75
R8072	LH Point.....	£8.45
R8073	RH Point.....	£8.45
R8074	LH Curved Point.....	£14.25
R8075	RH Curved Point.....	£14.25
R8076	Y Point.....	£10.25
R8077	LH Express Point.....	£13.95
R8078	RH Express Point.....	£13.95

HORNBY TRACK ACCESSORIES

R076	Footbridge.....	£11.85
R169	Junction Home Signal.....	£8.50
R170	Junction Distant Signal.....	£8.50
R171	Single Home Signal.....	£6.50
R172	Single Distant Signal.....	£6.50
R189	Single Brick Bridge.....	£6.30
R394	Hydraulic Buffer.....	£3.95
R406	Colour Light Signal.....	£18.95
R499	River Bridge.....	£10.70
R574	Trackside Accessories.....	£10.00
R626	Point Underlay.....	£3.20
R636	Double Level Crossing.....	£14.50
R638	Track Underlay.....	£7.95
R645	Single Level Crossing.....	£8.95
R657	Girder Bridge.....	£11.45
R658	Inclined Pier Set.....	£8.50
R659	High Level Pier Set.....	£5.60
R660	Elevated Track Side Walls.....	£16.45
R909	Track Supports.....	£6.45

HORNBY CONTROL EQUIPMENT

R044	Point Switch.....	£5.95
R046	Two Way Switch.....	£5.95
R047	On/Off Switch.....	£5.95
R602	Power Connecting Clip.....	£1.50
R8014	Point Motor.....	£3.65
R8015	Point Motor Housing.....	£2.95

BACHMANN STEAM LOCOMOTIVES

31-001	Robinson BR Late Crest.....	£94.99
31-002	Robinson BR Early Crest.....	£94.99
31-003	Robinson LNER.....	£94.99
31-010	7F BR Black.....	£99.45
31-011	7F BR Late Crest.....	£99.45
31-012	7F BR Late Crest.....	£101.50
31-013	BR 7F.....	£110.45
31-085	GWR 3200 Class Blk weathered.....	£106.50

31-085	Earl Class BR weathered.....	£106.50
31-086	Earl Class BR.....	£98.50
31-086	GWR 3200 Class BR Black.....	£98.50
31-087	DC Earl Class GWR.....	£110.95
31-117DC	4MT BR Black.....	£79.45
31-118	4MT BR Green Late.....	£69.20
31-127	CL3000 BR ROD.....	£118.45
31-128	BR ROD Weathered.....	£105.45
31-135	Lady of the Lake.....	£100.25
31-136DC	D11/2.....	£115.90
31-213DS	Patriot BR Late.....	£201.45
32-261	WD Austerity.....	£110.40
31-284	Royal Scot Ranger.....	£56.95
31-319	J11 BR Early.....	£76.45
31-350	Class A2 Sugar Palm.....	£107.99
32-559	A1 Great Eastern.....	£91.45
31-462	C Class BR Black.....	£68.95
31-476A	G2A BR Early.....	£72.95
31-479	G2a BR Black.....	£80.95
31-526	A2 Bachelors Button.....	£101.99
31-527	A2 Tudor Minstrel A/Green.....	£96.45
31-550B	V2 Green Arrow.....	£85.70
31-564	V2 Durham School.....	£85.70
31-565	V2 BR Green.....	£85.70
31-626A	Class 3F BR.....	£71.25
31-627A	Class 3F LMS.....	£71.25
31-628DC	Class 3F BR weathered.....	£93.20
31-931	LMS Compound.....	£112.90
31-933	BR Compound Late Crest.....	£112.88
31-932DC	BR Compound.....	£127.75
31-964	A4 W Whitelaw BR.....	£94.45
31-965	A4 Wild Swan BR.....	£94.45
31-979	Standard BR 3MT.....	£78.40
32-130	Class 45xx BR Green Late.....	£59.75
32-139	CL4575 GWR Prairie.....	£68.30
32-140	CL4575 Prairie BR Green.....	£68.30
32-165DC	N Class BR Early.....	£86.95
32-209	Pannier BR.....	£53.45
32-231	Fowler BR Black.....	£49.95
32-260DC	WD Austerity.....	£125.29
32-311	Collett Goods BR Early.....	£52.65
32-500	5MT Class BR - 73068.....	£70.99
32-550A	A1 Tornado Apple Green.....	£109.45
32-550B	Tornado BR Green.....	£127.95
32-508	5MT BR Green.....	£104.55
32-509	BR 5MT Early Crest.....	£104.55
32-859	9F weathered.....	£124.00
32-875DC	Fairburn BR Early.....	£85.45
32-952A	4MT Early.....	£62.95
32-954	4MT BR Early.....	£87.50
32-955	4MT BR Late.....	£87.50
32-203A	Class 8750 BR Black.....	£68.65
32-218	Class 57XX Green.....	£62.85

BACHMANN DIESEL/ELECTRIC LOCOMOTIVES

31-026	CL166.....	£74.75
31-027	CL166.....	£74.75
31-265	MLV Green.....	£62.45
31-266	MLV Green with yellow panel.....	£62.45
31-267	MLV Blue/Grey.....	£62.45
31-325DC	CL105 BR Blue Yellow Ends.....	£92.05
31-326A	CL105 BR Green.....	£80.50
31-327	CL105 BR Green.....	£79.45
31-342	Class 04 Green L/C.....	£48.20
31-375	CL416 BR Blue.....	£83.99
31-377	CL416 2EPB.....	£85.99
31-425A	CL411 Green.....	£103.99
31-426	CL411 BR Green.....	£103.99
31-535	CL105 BR Blue Power Twin.....	£84.45
31-536	CL105 Speed Wiskers.....	£84.45
31-537	CL105 Small Yellow Panel.....	£84.45
31-575	Windhoff MPV NWR.....	£104.00
31-576DC	Windhoff MPV NWR.....	£114.00
31-577	Windhoff Railtrack.....	£104.00
31-585	CL70 Freightliner.....	£83.95
31-586	CL70 Freightliner.....	£83.95
31-653	CL47 ScotRail.....	£86.35
31-655	Class 47 Railfreight.....	£86.35
31-658	Class 47 Petroleum Sector.....	£97.70
31-676	CL85 Electric Blue.....	£85.99
31-995	LMS 10000 BR Green.....	£89.45
31-996	LMS 10000 BR Green.....	£89.45
31-997	LMS 10000 BR Green.....	£89.45
32-034DS	CL20 BR Green.....	£165.95
32-035A	CL20 Blue.....	£53.99
32-114A	Class 08 BR Black.....	£61.15

32-115	CL08 BR Blue.....	£44.45
32-118	Class 08 Haversham.....	£61.15
32-166A	CL08 BR Green.....	£50.95
32-329	CL25/2 BR Blue.....	£53.45
32-330DS	CL25 Green w/sound.....	£137.50
32-385	CL37/4 Intercity.....	£59.50
32-404DS	CL25/3 BR Blue.....	£137.50
32-407	CL25/3 BR Blue.....	£52.99
32-429DS	CL24 BR Green.....	£124.95
32-475	DC Class 40 BR Blue.....	£87.75
32-515A	Derby Lightweight.....	£93.97
32-531DC	CL55 BR Blue.....	£89.95
32-616A	Derby Lightweight.....	£93.97
32-652DS	CL44 BR Blue.....	£152.95
32-701	CL46 BR Blue.....	£49.95
32-703	CL46 BR Blue Weathered.....	£68.25
32-735	CL66 EWS.....	£86.50
32-750	DC - CL57 FL - 57008.....	£52.95
32-761	Class 57 Network Rail.....	£86.35
32-781A	Class37/0 BR Blue.....	£83.89
32-782A	Class37/0 BR Green.....	£83.89
32-803	CL47.....	£58.95
32-805	CL47 BR Blue.....	£68.95
32-904DC	CL108 BR Blue.....	£96.99
32-906	CL108 Green 2 car.....	£93.50
32-910	CL108 Blue/Grey.....	£74.95

0 GAUGE

Hel52811	CL52 Western Lord.....	£459.50
Hel52821	CL52 Western Lady.....	£459.50
10D-GWR	Ixion Fowler GWR.....	£220.00
10D-UGR	Ixion Fowler Unlined Green.....	£220.00

We also do a selection of Limited Edition seven

HELJAN

H17101	CL17 BR Blue yellow ends.....	£84.27
H2301	CL23 Green yellow ends.....	£94.95
H2306	CL23 Green weathered.....	£95.95
H2307	CL23 Blue weathered.....	£95.95
H35111	CL35 Blue yellow ends.....	£75.75
H5217	CL52 Western Explorer.....	£78.95

ORDER BY TELEPHONE

Orders taken 6 days a week

9.00am - 5.30pm

Monday to Saturday

Call: 01432 352809

Mail Order Service

All offers valid to
30th June 2014

You must state these prices when ordering

POSTAGE & PACKING RATES PER ORDER:

UK Standard..... £3.00

UK Insured..... £6.50

UK Courier Transport & Packing... £9.00

Worldwide at cost. VAT free to non EC

****Train Sets/Packs & Controllers/**

Handsets - Postage charged at cost**

PRICES SUBJECT TO CHANGE

WITHOUT NOTICE

**** Please allow 7 days for clearance**

when paying by cheque **

PLEASE QUOTE SPECIAL PRICES

WHEN YOU VISIT US.

Credit Cards Welcome...

</

HELIJAN

Olivia's Trains

BACHMANN
BRANCH-LINE

'OO' Gauge DCC UK Sound Specialist

DCC/ Sound Fitting
To Your Fleet



Limited Respray (150)
Class 37/6 In DRS Compass
Pristine Or Weathered Working Wipac Lighting



Class 58- Returning Dec 2014
8 Versions Available



Kestrel- Pristine Or Weathered
Coming Soon



Falcon. 5 Versions Available Now



EM1 Class 76
Many Versions Available



EM2 Class 77
Many Versions Available



Class 13 Master & Slave.



EWS Class 66 111 With Highland Stag
Limited Edition 32-725U Coming Soon!



Exclusive Dapol 73's
73207 Gatwick Express
73205 GBRf
73141 First GBRf
Coming Soon!



For More Info & Ordering
Visit:

www.oliviastrains.com


HORNBY

Olivia's Trains,
25a Mansfield Rd,
Intake, Sheffield,
S12 2AE

ESU

(0114)
264 7449

dapol
Model Railway Company



07799 554491

ellis@ellisclarktrains.com

www.ellisclarktrains.com

WANTED

Top prices paid for your collections
of trains, diecast & tinplate

Selling a huge
collection of mint
discontinued
Marklin

- ✓ Call, email or post a list
- ✓ All makes, gauges and ages considered
- ✓ British, Continental and American
- ✓ All gauges of kit/scratch built and live steam
- ✓ Diecast and tinplate cars, lorries, buses, planes, soldiers
- ✓ Happy to travel nationwide and view or collect
- ✓ Large collections a speciality
- ✓ Friendly and professional service

Ellis Clark
Unit 13 Baildon Mills
Northgate, Baildon
Shipley, West Yorkshire
BD17 6JX



• REPAIRS DONE •

CUSTOMERS WANTED!...With an eye for a bargain

• LOCOS DCC CHIPPED •

SPRING CLEARANCE

R2946 BR BLUE 4VEP£90
R2955 VIRGIN CHARTER RELIEF TRAIN PACK...£87.50

R3147 CLASS 101 BR GREEN..... £59.95

R3140 NORTHERN CLASS 142 £59.95

STEAM LOCO'S

R3191 DUKE OF GLOUCESTER S/D£105.00
R3168 DUKE OF GLOUCESTER (RAILROAD)£67
R2843 DULWICH£90
R2745 WELLINGTON£90
R2845X WINCHESTER£95
R3086 FLYING SCOTSMAN£65
R3017 PATRIOT SIR HERBERT WALKER£100
R3085 SCOT WELSH GUARDSMAN£100
R2917 28XX BR£75
R3005 28XX WEATHERED£103
R3006 38XX WEATHERED£103
R3030 LMS 4F£70
R3124 BR EARLY CREST 42XX£98.00
R3126 BR LATE CREST 52XX£98.00

OO TRACKSIDE

DG225000 RUSTON BUCYRUS SHOVEL£10
DG225002 RB19 DRAGLINE£10
DG226000 COLES ARGOS CRANE YELLOW£10

OXFORD DIECAST

Full range of OO & N Gauge
Cars, Wagons, Buses, Tractors etc

GREAT GOODBYE LIMITED EDITION



SET OF 6 LOCOS A4'S WITH DISPLAY CASE
(VERY LIMITED NUMBERS) £1250.00

Pennine Models at Haworth



HUGE RANGE OF HORNBY - Can't find Hornby?
Call us first! Full range of Peco, OO Dapol, Humbrol,
Scalextric. All at discount prices



Pennine Models
33/35 Mill Hey, Haworth, Keighley BD22 8NQ
Tel: 01535 642367
penninemodels@googlemail.com

Wednesday to Sunday 11am-5pm

DAPOL

D6316, 6328 DAPOL CLASS 22 WITH HEADCODE...£105
D6326, D6316 DISCS WITHOUT HEADCODE£107
FULL RANGE OF DAPOL ROLLING STOCK

OO&N DAPOL WORKING SEMAPHORE SIGNAL
£21.95. 3 FOR £65 INC POSTAGE

X SPECIAL OFFERS

R3077 CL 90 FREIGHTLINER£49.95

CLASS 67

R3039 DB SCHENKER£100

COACHES

NEW B.R. MK1 COACHES MAROON R4350/51/52

CHOCOLATE/CREAM R4353/54/55£14.95

R4179 GRESLEY FIRST B/C£17.50

R4182 SLEEPER B/C OR R4264 A/B SLEEPER

MAROON£16.50

R4124A FGW FIRST£15

R4140 FGW MK2D BRAKE SECOND£15

R4303 A, B, C, D, E MAUSELL BR GREEN FIRST... £24

R4534A PUSH-PULL COACH PK£59.99

R4534B PUSH-PULL COACH PK£52.50

R4536B BOGIE PASSENGER BREAK (GREEN)£24

R4520A/4521A/4522A GRESLEY SUBURBAN£32.50

LIGHTED PULLMAN COACHES

R4478/79/80/81/86/87£25.00

R6641/A BR 4W CWT VAN£12.95

WAGONS

R6466/67/68 OTA EWS RED£12EA

R6489/70/71 OTA THAMESBOARD BLUE£11.00 EA

R6391 VTG 100TON TANK£11.95

R6417 ZCV CLAM£9.95

R6401A BR 9 PLANK£5.50EA 4 FOR £20

R6557 KFA Container Wagons£27.50

R6558 KFA Container Wagons£27.50

R6487 PGA WAGON£6.50

R6642A/R6643/A G. WESTERN SHUNTERS TRUCK...£8.95

R6613/14/BR 20TON BREAK VAN£11.95

Everything in the shop to turn a Train Set into a Model Railway.


The ultimate digital crafting website!

CRAFTY
Computer paper

20% OFF
your first order
when you join our mailing list

Print your own decals
Easily customise your models
using our water-slide decal
paper for inkjet or laser printers.

for ideas and lots of inspiration visit us at
www.craftycomputerpaper.co.uk



WANTED

MODEL RAILWAY & COLLECTABLES

Top Prices Paid

For all makes, all gauges and live steam, aeroplane kits, boats, die cast etc.

Instant cash paid

Will travel to collect



01775 630479

07723 336344

email: dbmodels@live.com

4 Wheatsheaf Court, Deeping St Nicholas, Spalding, PE11 3TH

DCC Supplies

Excellence in model control

E-Mail: info@dccsupplies.com **Website:** www.dccsupplies.com

Telephone: 0845 224 1601 **OR** 01905 621 999

- We take the time to find the product for you.
- Our own range of innovative products.
- We stock everything you will need.
- DCC installations for any gauge.
- Expert friendly customer support.
- Informative DCC workshops.
- Teaching you the facts since 2006.
- Visit us at our shop and try the demo facilities.

Shop Opening Times:

Mon - Wed 10am - 6pm
Thursday 12pm - 6pm
Friday 10am - 5pm
Saturday 10am - 4pm
Visitors Welcome.

Phone Opening Times:

Mon - Thurs 10am - 6pm
Friday 10am - 5pm



The
Complete
Digital
Service

gamesontrack

- GPS location of Locomotives - Draws Layout
- Simple automation - No need to cut track
- Control from PC, Smartphone or DCC handset
- Add wireless control to your existing DCC equipment



For more info visit: dccsupplies.com/GOT

2014 Workshops now available for booking!

Designing for DCC

Saturday, 14th June
Saturday, 8th November

DCC Decoder Fitting

Thursday, 12th June
Thursday, 6th November

Decoder Programming & Setup

Friday, 2nd May
Friday, 13th June
Friday, 7th November

Locomotive Maintenance

Thursday, 1st May

Gaugemaster

Thursday, 10th July

Hornby

Saturday, 12th July

NCE

Saturday, 3rd May

Z21

Saturday, 12th April

Soundtraxx

Friday, 11th July

Check the website for more details

Unit 17A, Top Barn Business Centre, Holt Heath, Worcestershire, WR6 6NH

RAY'S RAILS

Model Railways & Model Shop

ONLINE SHOP
NOW OPEN

ALBION ALLOYS
precision metal castings

We now stock Albion Alloys

Tuesday - Saturday 9.30am - 5pm

Unit 3, Heathview, Pond Lane,
Hatfield Heath, Essex CM22 7AB
01279 739389 info@raysrails.co.uk



www.raysrails.co.uk

Exclusive Essex stockist
of Peedie Models

Peedie
Models

Follow us @raysrails
Like us on facebook



All payments in store &
via the online shop by
PayPal



Fine OO/HO detail from...

SUPERQUICK
MODEL KITS

The NEW Red Brick Tunnel Entrance kit A14

NEW

OUT NOW

see the full range of
kits and building papers at...

www.superquick.co.uk

Available from all good model shops NOW!

DELUXE
Materials

LIVING STEAM

It makes chuffing scents!

Another innovative NEW product
from Deluxe Materials

For creating authentic
steam railway scent or
scented
smoke



Living Steam can
be used two ways

For nostalgic scent only:
Place a few drops of
Living Steam onto an
absorbent material in a
warm place and allow to
evaporate.

For visible smoke & scent:
Pipette Living Steam liquid
into a smoke generator
and follow manufacturers
instructions.

Distributed to all good model shops by
Gaugemaster Controls Ltd.
Tel: 01903 884488
www.gaugemaster.com

Australia: All Aboard Modellbahn.
Tel: (02) 4871 2966
www.allaboard.com.au



Download our brochure

www.deluxematerials.com



In case of difficulty
scan/order on-line
www.deluxematerials.co.uk
Freephone: 0800 298 5121



ANCORTON[®] MODELS

QUALITY MODELLING MADE EASY

www.ancortonmodels.com



OOWB1 - Weigh bridge kit

Laser cut wood kits and accessories for model railways



OOTB1 - Platform toilet with open roof



OOFG1 - Cattle grid kit



OOVW1 - Village well kit



OOFH2 - Ruined house kit

- * **Superbly detailed models**
- * **Easy to build**
- * **All kits have comprehensive assembly Instructions**
- * **Visit our website to see full range**

OO and N gauge



Manufactured in the United Kingdom

To find your nearest stockist of Ancorton[®] Models' products, visit www.expotoools.com

FINE SCALE BRASS

NEW FOR 2014

A range of fully finished Gauge 0 & Gauge 1 models ex-stock



Available for immediate delivery is a selection of fully finished locos & carriages.
Visit our new website www.finescalebrass.co.uk to see the ever expanding range,
or contact us on 01132761759 for our latest list.

Email: john@finescalebrass.co.uk. Major credit cards accepted without premium.

Finescalebrass (UK) Ltd, Unit 5, Matrix Court, Leeds, LS11 5WB

Exclusive Special Edition Flying Scotsman Set



Hornby Special Edition
Flying Scotsman in
Apple Green with three
BR Maroon Coaches
£195

Visit our
Hornby Concession
at the
**LOCOMOTION
MUSEUM SHOP**
for a great display of
HORNBY, AIRFIX
and **CORGI** toys,
including back
catalogue items.

Available exclusively at:

www.locomotionmodels.com the NRM's on-line model shop
or the **Locomotion** museum shop in Shildon **Tel: 01388 771439**




Redutex™ Acrylic 3D Textures

www.modeltextures.co.uk

Join the Model Textures Nissen Hut experiment combining 3D printing
and 3D textures. See our website for details

**Redutex™ 3D Textures as seen in
Howard Smith's 7mm Penmaenmawr
layout available from Model Textures
now.**

See the article in this issue of BRM



Reviewed in BRM these amazing scale 3D textures of wood, brick, setts,
stone, cobbles and masonry are like you have never seen before, super
thin, flexible, coloured. Visit our web site for more information.

See the range of 4mm and 7mm textures at
www.modeltextures.co.uk and give them a try.

Limited runs of this experimental kit are available from
www.modeltextures.co.uk in both 4mm and 7mm scales. They
build into a nice Nissen Hut when combined with Redutex™
textures. Check out the images in our gallery and on Facebook.



Whilst small run 3D printing is still in its infancy it already has
many uses, not just creating models but also producing bespoke
architectural pieces that can be covered in Redutex or making
those small housings, components and brackets adapted to suit
a particular application or even just to mend a broken plastic
part

Watch out for developments at www.modeltextures.co.uk



w: www.modeltextures.co.uk e: info@modeltextures.co.uk t: 077 89 96 96 40



Realistic Trees At Realistic Prices

CHECK THE WEBSITE FOR OUR FULL RANGE OF MODELLING PRODUCTS



PL1250

250mm Tall Birch Tree
Only £15.00ea



PL22101

120/130mm Tall
£2.50ea, 5+ £2.45ea, 10+ £2.35ea



PL22102



PL22CB

130mm Tall
£2.75ea, 5+ £2.65ea

Gift sets and
vouchers from £10
also available to buy
online

W: themodeltreeshop.co.uk E: sales@themodeltreeshop.co.uk
The Model Tree Shop, 4 David Hume View, Chirside, Duns, TD11 3SX
Tel: 01890 819021 Fax: 01890 817 111

My Hermes
£4.95 P&P
Royal Mail
£6.95 P&P



Buy Online: www.sylmasta.com

Adhesives, Modelling Materials & Tools

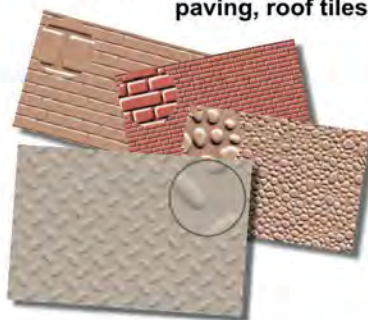
Casting Kit for resin casting

ONLY
£35.40
+P&P



Plastikard

Plain & embossed styrene sheet
including tread plate, bricks, stone,
paving, roof tiles...



Styrene Profiles

Multiples sizes and
lengths up to 100cm



Multi-Angle Guillotine

Great for making clean cuts on
plastic profiles and Plastikard

- Cut wood, plastic, balsa, card, white-metal etc.
- With spare blades and cutting anvil
- Made in Britain

£14.50
+P&P



Precision Angle Sander

Perfect for sanding angles
on plastic profiles and Plastikard

- Sand wood, plastic & metal at precise angles
- 40mm sanding depth
- With 3 spare bands
- Made in Britain

£14.10
+P&P




Buy online at www.sylmasta.com or phone +44 (0)1444 831459

Email: sales@sylmasta.com Sylmasta delivers **WORLDWIDE**



Specifications	
Drilling Capacity	6mm
End Milling Capacity	6mm
Throat	165mm
Max. Chuck to Table Distance	205mm
Spindle Stroke	40mm
Spindle Taper	JT1 (Male)
Spindle Speed (High Range)	0-5000 rpm $\pm 10\%$
Spindle Speed (Low Range)	0-3600 rpm $\pm 10\%$
Motor Output	150W
Spindle Drive	Polygroove Belt
Overall Dimensions	165x275x460mm
Weight (Net/Gross)	15kg/20kg



080-030-00100 SIEG X0 Digital Micro Mill **£197.95** + £12.00 carriage

X0 Micro Mill Accessories

A	130-010-00100	24pc Clamping Set 8mm (M6 Thread)	£29.77
B	090-060-00200	Cast Iron Work Table 200x90mm - Metric	£108.20
C	040-030-00105	JT1 Chuck Removal Wedges (Pair)	£5.00
D	100-090-00600	50x40mm	£7.36
E	100-090-00700	Precision Engineers' Square 75x50mm	£9.01
F	100-090-00800	100x70mm	£10.00
G	050-110-11500	ER11 Collet Chuck Set with 6 Metric Collets	£43.20
	050-110-11510	ER11 Collet Chuck Set with 6 Imperial Collets	£43.20

Arc Euro Trade Ltd.
10 Archdale Street, Syston, Leicester, LE7 1NA.
Web: www.arceurotrade.co.uk Phone: 0116 269 5693.

Handling and carriage rates to most UK mainland destinations are based on order value:
£0-£10 = £2.30, £10-£25 = £3.95, £25-£60 = £4.85, Over £60 = **Free** (unless otherwise stated)
ALL PRICES INCLUDE VAT E. & O. E.



QUALITY BRASS MODELS - BEAUTIFULLY DETAILED & PAINTED IN GAUGES OO, O & 1



**LNER OO Gauge
Coronation**



**LNER OO Gauge
Silver Jubilee**



**LNER OO Gauge
Dynamometer Car &
Flying Scotsman Set**

Please visit our website for full details, other names, gauges and liveries available:

www.goldenagemodels.net

P O Box 888, Swanage, Dorset, BH19 9AE Tel: 01929 480210

Remote Control, Ready To Run Sound

Complete steam or diesel sound system in a ready to run Bachmann GUV van. Other liveries and vans also available. Synchronised chuff/engine, loco whistle/horn, safety valve and guard's whistle. DCC version available and hand held remote control for 12v DC users.



Economy sound kits for existing 12v DC locos, loco tenders, railcars or vans £59 including speaker and remote control.

Steam and diesel DCC sound decoders now available £49

Visit the website or call Chris at MyLocoSound UK on 01603 928623.

And for N scale and small 00 layouts

Fixed layout sound systems for steam or diesel.

For remote control 12v DC (£79) or DCC (£69).

Easily connected with no soldering.

Synchronised chuff, guard's whistle, loco whistle, safety valve, diesel horn and turbocharger, etc.

Visit the website or call Chris on 01603 928623 for information.



Or for the Garden Railway enthusiast

Steam and diesel sound systems from £49.

Screwdriver installation and set up.

For track powered or battery radio controlled locos.

Check out the website or call Pete Spoerer Model Engineers on 01603 260562 for information.



www.mylocosound.com

South West Digital Ltd

ESU distributor for the UK
(Trade welcome)



"Quality British sounds, inc full range of diesels with multi start & NEW exciting range of steam."

See website for full ESU product listing.

Tel: +44 (0)1934 515382,
(Please note our new Tel No)
Mon - Fri: 0930 - 1700hrs,

info@swd4esu.co.uk
www.southwestdigital.co.uk



We are still




EXPANDING our range

C&L ARE CELEBRATING BEING MADE STOCKISTS FOR ALL PECO AND ASSOCIATED PRODUCTS
BIG PRICE CUTS - Get your track from just one place to save ££'s



NEW RELEASE 'SMARTSWITCH'

Servo-Controlled system
Controls 4 accessories per set



Build your own C&L track

We supply 'easy to build'

Turnouts Kits.

Ideal for beginners as the kit is glued together with ready made parts.



C&L Finescale Modelling

www.finescale.org.uk

Tel: 01179 505 470



OptiVISOR

The precision binocular magnifier that leaves both hands free

Lightweight and comfortable in use, the OptiVISOR is designed for people who need to see minute detail clearly.

The glass lenses are ground and polished to exacting standards. Six easily interchangeable lens plates with magnifications from 1.5x to 3.5x are available and can be purchased separately.

The OptiVISOR can be worn over normal spectacles and tilts upwards when not in use.

The OptiLOUPE is an attachable single lens which can be used over either eye and increases the magnification of the OptiVISOR by 2.5x for even closer inspection.

VisorLIGHT illuminates the magnified viewing area. (requires 2 AA batteries, not supplied)



Order the OptiVISOR with the VisorLIGHT for £76.90 and receive a FREE OptiLOUPE. **ALL ORDERS POST FREE**

OptiVISOR (with one lens plate)	£49.95
OptiLOUPE	£12.95
VisorLIGHT	£26.95
Spare Plate	£29.95



Viking Optical Centres

With shops in Glasgow, Edinburgh & Halesworth

Mail Order: 01986 875315

Blyth Road, Halesworth, Suffolk, IP19 8EN Tel: 01986 875315

FMR FRIZINGHALL FMR

The Modeller's Choice MODELS & RAILWAYS The Modeller's Choice

Light it with FMR's Range of working 00-gauge Lights

Model 17

2 x Pendant Lamps £3.99 (in buildings, under canopies etc)

Victorian Lamp £2.79 Choice of red, blue or green 70mm high

2 x Gas Lamps £2.99

Yard Lamp £6.99 100mm high

Modern Main Street or Platform Lamp £2.79 100mm high

2 x Wall Mount Gas Lamps £4.49 45mm high

Modern Side Street or Platform Lamp £2.69 75mm high

Swan Neck Lamp (BR/GWR) £2.69 45mm high

Swan Neck Lamp (BR/SR) £2.69 50mm high

Double Lamp £2.99 Choice of red, blue or green 70mm high

Colour Light Signals

Two Aspect Home £6.99

Three Aspect Home/Distant £7.99

Ground Signals

Two Aspect £4.99

Three Aspect £5.99

Wall Mount Lamp £1.99

Swan Neck Street Lamp (BR/LMS) £2.69 45mm high

Swan Neck Street Lamp £2.99 50mm high

Examples of what we have available (at the time this advert is set). See website for more

FMR "00" Gauge Exclusive Limited Editions by Bachmann

38-191Z 3-pack weathered Insul Vent Vans £29.99

37-101R Bradford "Charles Sinclair" Wagon £9.99

Shell-Mex Tank £13.50 Weathered £15.99

TTD00 "00" Motor Kit £22.99

LK55 "00" T/Table Kit £46.50

TTDN "N" T/Table Kit £22.99

NB55 "N" T/Table Kit £15.50

Manual operation kits

Kit2 (up to 12" from baseboard edge to turntable centre

Fits "00" or "N" £24.95

Kit2a Extension (increases Range To 25") £4.99

Drive your turntable with our Motorising kits designed specifically for the Peco "00" or "N" gauge turntables. Kit Provides no means of setting track alignment but it's slow operation allows visual alignment.

Postage : up to £25 order value is £2.99, over £25 value is £4.99

UNIT 3C, HILLAM ROAD, BRADFORD, W.YORKS, BD2 1QN

Tele: 01274 747447 Fax: 01274 739680 www.modelrailshop.co.uk

Payment by credit/debit card or cheque

ALL COMPONENTS LTD

Upper Owlbury House, Montgomery, Powys SY15 6SZ

Tel: 01588 638678 www.allcomponentsltd.co.uk

Looking forward to meeting you at all the shows!

P&P £4. New O Gauge catalogue now available £4.95

P1B4 - POINTS INDICATOR BOARD

Shows the direction of up to 4 points. Operated by Solenoid point motors with 4 individual sets of supplied red and green LEDs and remembers the direction when you next power up the layout. Easy to fit with clear instructions. ALWAYS KNOW THE WAY YOUR POINTS ARE SET - EVEN WHEN YOU FIRST SWITCH ON.

£22.95 for up to 4 pts.

VERY FINE WIRE 2m pkt for £3.95

3amp multistrand flexible wire.

EW53 0.53mm dia in rd, bk, bl, gm, yl, brn, grey.

HSS Heat Shrink Sleeve For Above £1.30

LU10 VARIABLE LIGHTING UNIT

The OnTrack Controls LU10 powers up to 54 grain of wheat bulbs or 150 LEDs for lighting-up your layout, and also lets you vary the brightness. It has 2 x 12v DC outlets at 2.2amps on each winding. It is in a strong metal box, with moulded plug and lead.

A Best Seller! **£84.95**

ROLLING STOCK DETECTOR

Operating on supplied light-dependent resistors, this easy-to-fit board shows where up to 4 locos are located.

RSD1 **£23.95**

Capacitor Discharge Unit

One CDU protects all your points from blowing. A must for any layout **CDU £10.95**

If you are changing more than 2 points on 1 switch use **HDCDU £15.95**

EXHIBITIONS:

- 10 & 11 May Derby • 17 & 18 May Manchester
- 24 & 25 May Aylesbury • 31 May Cleckheaton GOG
- 7 & 8 June Wigan

CASED TRANSFORMERS

24v AC (4 points) £39.95

12v at 1 amp £39.95

SWANN MORTON

Pk of 5 blades 95p

Pk of 100 blades £14.95

Retractable Handle £7.55

MINIATURE TOGGLE SWITCHES

ea 1+ ...20+ SMT1 SPST on-off £1.25 ...£1.15

SMT2 SPDT c/o on-off £1.35 ...£1.25

SMT3 SPDT c/o on-off-on £1.40 ...£1.30

SMT4 DPDT on-on £1.60 ...£1.50

SMT5 DPDT c/o c/off on-off-on £1.70 ...£1.60

SMT6 SPDT for points (on)-off-(on) £1.70 ...£1.60

Lever covers 17p CLC/bk,bl, gn, yl, grey, rd, wh

HAND-HELD CONTROLLERS WITH FEEDBACK

HHS/N 1 amp of 9v for N Gauge £49.95

HHS/OO 1 amp at 12v for O Gauge £49.95

HHS/O 3 amp at 12v for O Gauge £49.95

Power units for above, if required £49.95

BULBS

STD 3mm or 5mm 30p ea or 20 for £5.50

12V, 3mm or 5mm 50p ea or 20 for £9.00

Grain of Wheat 45p ea or 20 for £8.00

Grain of Rice 90p ea or 20 for £17.00

LAYOUT WIRE

EW06 single strand 10 mtrs £1.60

EW07 1.4amp 10 mtrs £1.60

EW07 Bi-colour 10 mtrs £2.20

EW16 3.0amp 10 mtrs £2.95

EW024 6.0amp 10 mtrs £3.75

XURON CUTTERS

Sprue Cutter £13.95

Vertical Track Cutter £17.95

Track Cutter £16.95

Photo Etched Scissors £18.95

LAYOUT BUILDING SERVICE AVAILABLE

Are you ever going to build that Model Railway you have always promised yourself?

Are you perhaps too busy? Unsure of where to start? Or haven't got a clue as to the electronics? Well here's the answer. We will design and custom build your Model Railway in your own home. Please phone for further details

Visit → scalescenesc.com

Download → Print → Build

Card kits that pass closer inspection

ALL NEW Diesel Depot ONLY £4.99

Easy extensions, fully detailed interiors

Includes single and two road versions

Includes editable all era depot signs

View our large range of N and OO kits and texture sheets

Buy once unlimited prints

scale scenes .com

NEW! Modern Road / Rail Bridge

"Any length - single or double track!" OO/4MM

Optional Graffiti 30mm or 50mm Wide Piers

- * Instant Download .pdf File
- * Includes Road & Pavement
- * Photo-Realistic Textures
- * Fully Weathered Finish
- * Very Sturdy Construction
- * Only £4.99

Come & Meet Us At The GCR In Quorn - June 20 -22nd!

modelrailwayscenery.com

Tel: 01530 456952

Easy lighting & control for everyone

NEW Automatic Coach Lights for any Coach

Turns on automatically, no pickups, From £20

Colour Light Signals DC & DCC fitted versions

NO wires - fit this lighting strip in seconds!

OO 2, 3, 4 Aspect From £8

Clip-in Buffer Lights

Fits most buffers DC & DCC

OO & N versions £5

Signal & Point Controllers DCC only

Any gauge From £17

Track Tester DC & DCC

Train-Tech Track Tester

lcc AC ORANGE lcc AG

RED GREEN

N, TT, OO, HO £5

Automatic Tail & Effect Lights From £15

Tail light, Firebox, Electric Spark/Arc, Door Lights

NEW LFX7 Flashing Effects £15 inc

Belisha, Emergency Services, Camera, Lightning

Available direct from www.dcpexpress.com & model shops

Train-Tech

Model Technology Made Easy

NEW BROCHURE FREE!

DCP Express Bryon Court Bow Street Great Ellingham NR17 1JB, UK

01953 457800 / www.Train-Tech.com

£4 UK P&P - but this month quote BRM614 for £2 off postage!



Scotland

In June

We will be at the Perth Model Railway Exhibition,
The Dewars Centre,
Glover Street, Perth. PH2 0TH.
On the 28th & 29th June.

If you wish to collect or
purchase specific items at Perth
- Please let us know before
Friday 13th June.



OR visit our Online Shop at
www.phoenix-paints.co.uk

Phoenix Precision Paints Ltd

www.phoenix-paint.co.uk

Tel: (01268) 730549

e-mail sales@phoenix-paint.co.uk

EXPERIENCE THE ULTIMATE IN CONTROLLER TECHNOLOGY

£69
PLUS £4.80 P&P



£115
PLUS £6.90 P&P



£69
PLUS £4.80 P&P



£129
PLUS £6.90 P&P



Fully tested
and guaranteed
for 5 years

The Vortrak four track and Vector twin track for 00/HO/N/009 (1amp per track), the Vesta N twin track is dedicated N gauge, the Vanguard for O gauge is twin track (2.5amp per track). Each controller has state of the art design, offering very best performance capability. Slow and fast speeds are superb. Internal separate transformers for each track from 220/240 AC mains. The Vector and Vesta for N also have 2 x Hand Held controllers with 2.5mtr leads plus a 12V DC accessories output, the Vortrak and Vanguard each have 2 x 5mtr Hand Held's plus the Vortrak 2 x 12V DC accessories and the Vanguard 1 x 12V DC accessories. Each controller has a sloping front desk type dark grey enclosure.

For full details or to order online visit

www.morleycontrollers.com

(Secure order site)

or telephone Morley Controllers on 01704 533 116

(Overseas enquiries +44 1704 533 116)

Morley Controllers – Choose the best!



payments powered by
WorldPay

PO Box 501, Southport, PR9 9ZL

Email enquiries: jet@morleycontrollers.com

Also at PO Box 1230, Wangara BC, Perth, Western
Australia 6947 Tel: (08)930 56358. <http://aus.morleycontrollers.com>



BTVR
ESTABLISHED 1959

PETER'S SPARES



MODEL RAILWAYS LIMITED
MAIL ORDER & REPAIR SPECIALISTS



NEED HORNBY SPARES?

Call the number one Hornby recommended spares stockist

01642 909794



Replacement Triang, Hornby, Mainline, Lima and Farish
Brushes & Springs



Other replacement older parts are
in production for Peters Spares



Lubrication Oils & Mega-Steam
Smoke Oils with Realistic Smells



NEW & USED MODEL RAILWAYS

Specialists in Model Trains since 1994 - servicing, repairs & DCC decoder fitting
2J Brighouse Business Village, Riverside Park, Middlesbrough, Cleveland, TS2 1RT
Tel: 01642 909794 • Open Mon-Sat 10am-5pm • Web: www.peterspares.com
Email: sales@peterspares.com

Modellers Mecca

The West Midlands Largest Model Railway Specialist.
New, Used & Part Exchange.



Large selection of Scenic Materials



Professional Weathering Services



Friendly & Knowledgeable Staff

Come and Browse Our
Extensive Shop, with
Knowledgeable and
Welcoming Staff at:

**450 Albion Street
Wall Heath
Kingswinford
West Midlands
DY6 0JP**

Opening Times:

Mon: 09.30 - 14.00
Tue: 09.30 - 17.30
Wed: 09.30 - 17.30
Thur: 09.30 - 14.00
Fri: 09.30 - 17.30
Sat: 09.30 - 16.00

Tel: 01384 278 206
www.modellers-mecca.co.uk

Spend Over £50 Online and Get **FREE POSTAGE**

FOLLOW US ON





NEW

Paint Base HB01

New painting workstation, ideal for keeping your paints & tool handy!

- Holds 20 paint pots
- Holds paintbrushes, scalpels, tweezers and other tools
- Convenient side carrying handles
- Cutting Mat Included

Measures 400mm x 320mm. £24.99 +£2.25 P&P
Some Assembly Required.

Exclusive to hobbybase

Order online at www.hobbybase.co.uk

SALE SALE SALE SALE SALE SALE SALE SALE

HORNBY:		BACHMANN:		DAPOL:	
R2704 Virgin HST.....£99.00	31-001 63601 BR Late.....£92.00	ND-099 86425 RES.....£72.00			
R2843 907 Maunsell Grn.....£91.00	31-002 63635 BR Early.....£92.00	ND-103B 58023 R/Freight.....£75.00			
R2844 30934 BR Early.....£91.00	31-012 53810 BR Late (W)£105.00	ND-103C 58042 Coal Sect.....£75.00			
R2949X HST X Country.....£133.00	31-129 3031 GWR.....£113.00	ND-103G 58027 Triple Grey.....£75.00			
R3031 44331 BR Late.....£79.00	31-563 60865 BR Late.....£70.00	ND-114A 153302 E Midlands£80.00			
		ND-125 66305 Fastline.....£63.00			
		ND-135C 6910 BR.....£79.00			
		ND-205A D5356 BR Green.....£78.00			
		All subject to availability			
		UK P & P from £3.95 per order			

We also stock OO & N gauge from Bachmann, Base Toys, Britbus, Classix, Dapol, Dornaplas, EFE, Farish, Gaugemaster, Heljan, Hornby, Humbrol, Kestrel, Metcalfe, Modelscene, Oxford Diecast, P. Dundas (N), Peco, Plastruct, Ratio, Superquick, Wills, Woodland Scenic & Deluxe Materials.

ONLINE SHOP www.churchstreetmodels.co.uk

Mon-Sat 9.30-17.30 • Sun December only • Closed 28-29 May, Suns & BH

Church Street Models, 10A, Church Street, Basingstoke, Hants, RG21 7QE

01256 358060 • Mail Order Welcome

Skytrex Model Railways

Now supplied by Skytrex (2013) Limited

Website for O Gauge: www.ogauge.co.uk

Website for OO Gauge: www.skytrexmodelrailways.com

Why not subscribe to our newsletters and keep up to date with what's going on! Details on websites

Unit 1, Charnwood Business Park, North Road
Loughborough, Leicestershire, LE11 1LE
tel: 01509 213789

www.expressmodels.co.uk

LIGHTING SPECIALISTS

You may know us as manufacturers of head and tail lights and coach lighting but did you know we also stock Kadec Couplers, Seuthe Smoke Generators and Gaugemaster Decoders. Also our own products, No Solder DCC Power Bus Kits, 4mm Scale Telegraph Poles and our own range of LEDs including White, Red, Yellow and Bi-colour in various sizes and formats.

Visit our website which has secure online shopping.
Please send £3.00 for our 50 page catalogue which lists our full range.

EXPRESS MODELS, 65 CONWAY DRIVE, SHEPshed, LOUGHBOROUGH, LEICS. LE12 9PP

Tel: 01509 829008 Fax: 01509 560878
Email: sales@expressmodels.co.uk

QUALITY BACKSCENES

Fine-art backscenes to add that final professional touch to your layout. Available as standard in a variety of themes and scales plus a bespoke service using your sketches or photographs.

For 'O', 'OO', 'N' and even 'Z' gauge layouts and ...



... for 1:43/50, 1:72/76/87 and 1:144/200/220 scale dioramas and wargaming



Phone : +44 (0) 118 959 9844
Email : studio@qualitybackscenes.co.uk
Website : www.qualitybackscenes.co.uk

Model Trains 4 U

0800 0431174

- Free Postage in UK for orders over £60
- Large Selection of Hornby Spares in Stock
- We always try and price match

SO GIVE US A CALL... it is free after all!

MODELTRAINS4U.CO.UK

Trains4U.com

01733 895989 Trains4U@btconnect.com

Peterborough's Model Railway and Slot Car Specialists













27 St. David's Square, Fengate, Peterborough PE1 5QA

Open Tues-Sat 9am-5pm, Sun 10am-4pm

DIGITRAINS

Bringing your layout to life



- Free parking
- Easy links to rail and bus services
- Increased range
- New demonstration layout

THE DCC SPECIALISTS

ADVICE - SERVICE - EXPERIENCE - SALES

15 CLIFTON STREET, LINCOLN, LN5 8LQ
T - 01522 527731 www.digitrains.co.uk

Deltic Liveries (and Other Delights)

WE OFFER A COMPREHENSIVE RANGE OF ETCHED STAINLESS STEEL NAMEPLATES AND 'NEW WATERSLIDE' TRANSFERS IN 4mm/00 AND 7mm/0 FOR THESE BEHEMOTHS OF THE EAST COAST MAIN LINE. THIS IS OUR RANGE IN 4mm/00. MOST ARE ALSO AVAILABLE TOO IN 7mm/0.

FEP55001 ST PADDY	£6.25	FEP55016 GORDON HIGHLANDER crest	£9.10
FEP55002 THE KING'S OWN YORKSHIRE LIGHT INFANTRY, plaque	£9.10	FEP55017 THE DURHAM LIGHT INFANTRY crest	£7.75
FEP55002YC As above plus York transfers crests	£20.15	FEP55017YC As above plus York transfers crests	£13.30
FEP55003 MELD	£6.25	FEP55018 BALLYMOSS	£6.25
FEP55004 QUEEN'S OWN HIGHLANDER, crest	£9.10	FEP55019 ROYAL HIGHLAND FUSILIER, crest	£9.10
FEP55004YC As above plus York transfers crests	£14.65	FEP55019YC As above plus York transfers crests	£14.65
FEP55005 THE PRINCE OF WALES'S OWN REGIMENT OF YORKSHIRE	£7.75	FEP55020 NIMBUS	£6.25
FEP55005YC As above plus York transfers crests	£13.30	FEP55021 ARGYLL & SUTHERLAND HIGHLANDER crest	£9.10
FEP55006 THE FIFE & FORFAR YEOMANRY crest	£9.10	FEP55021YC As above plus York transfers crests	£14.65
FEP55006YC As above plus York transfers crests	£14.65	FEP55022 ROYAL SCOTS GREY crest	£9.10
FEP55007 PINZA	£6.25	FEP55022YC As above plus York transfers crests	£13.30
FEP55008 THE GREEN HOWARDS crest	£9.10	FEP55022YC Set of 10 Prototype Deltic works and logo plates	£9.65
FEP55008YC As above plus York transfers crests	£14.65	FRH4005/2 Diesel Deltic Class 55 Numbersets D9000-D9021	£3.90
FEP55009 ALYCIDON	£6.25	FRH4002 'Ferret & Dartboard' Motif	£8.05
FEP55009YC As above plus York transfers crests	£17.45	FRH4020 Overhead Live Wire Warning Flashes	£4.60
FEP55010 THE KING'S OWN SCOTTISH BORDERER crest	£9.10	FRH4009 Early Diesel & Electric Loco and 4-digit-box-fitted DMU Train Reporting Alpha-Numerics. White on clear ground 4mm high	£3.90
FEP55010YC As above plus York transfers crests	£14.65	FRH4009BL As above but clear out of black ground for back-light illumination - 4mm high	£3.90
FEP55011 THE ROYAL NORTHUMBERLAND FUSILIERS	£7.75	FRH4040 Diesel Prototypes Complete Pack	£18.75
FEP55011YC As above plus York transfers crests	£13.30	F4310/55A Class 55 'almost completely made-up' Pre-TOPS D numbersets (D9000 etc) BR Blue era. With double arrows and data panels	£7.30
FEP55012 CREPELLO	£6.25	F4310/55B Class 55 'completely made-up' TOPS numbersets (55001 etc) BR Blue era. With double arrows and data panels	£7.30
FEP55013 THE BLACK WATCH crest	£9.10	F4310/55CR Class 55 York cabside crests - 1 pair	£5.95
FEP55013YC As above plus York transfers crests	£14.65	F4981 Porterbrook Deltic Complete Livery	£9.10
FEP55014 THE DUKE OF WELLINGTON'S REGIMENT	£7.75	FG1991 Cantrail Lining - Orange Fine Lines	£10.05
FEP55014YC As above plus York transfers crests	£13.30		
FEP55015 TULYAR	£6.25		
FEP55015YC As above plus York transfers crests	£17.45		
FEP55016 GORDON HIGHLANDER crest	£9.10		
FEP55016YC As above plus York transfers crests	£14.65		



UK p&p per order £1.90

Europe £4.00

Outside Europe £4.90

WHERE TO FIND US

DEPT BRM, 4 HILL LANE CLOSE
MARKFIELD INDUSTRIAL ESTATE
MARKFIELD, LEICESTERSHIRE
LE67 9PN ENGLAND

TEL +44 (0)1530 245618
Mon-Fri 9am-5pm

LOW COST FOR UK LANDLINES
0844 815 9711

FAX +44 (0)1530 245958

EMAIL sales@fox-transfers.co.uk

TRANSFERS AND ETCHED PLATES

www.fox-transfers.co.uk

AC Models

Tel: 02380 610100

www.acmodelseastleigh.co.uk



Your one stop shop for the model enthusiast, selling brand new and near-new model trains, slotcars, sets and diecast toys at very special prices direct from our website or our shop in Eastleigh. We stock Hornby, Bachmann, Airfix, Scalextric, Lilliput, Spectrum etc and much more.


WE HAVE EXPANDED TO NO9 HIGH STREET

New Spares Department and Games Workshop now at No.7
www.acmodelsspares.co.uk

7 High Street, Eastleigh, Hants, SO50 5LB
email: info@acmodelseastleigh.co.uk

YouChoos DCC Sound

Authentic British sounds for Zimo and CT decoders



www.YouChoos.co.uk

0844 7725052

john@youchoos.co.uk

www.grimytimes.co.uk

WEATHERING SPECIALIST

GRIMY TIMES



Weathered locos for sale - SEE WEBSITE

ALL SCALES CATERED FOR RENUMBERING & RENAMING

Contact Steve Tel: 01925 727436 Mobile: 07921830484

Email: grimytimes66@yahoo.co.uk (for weathering only)

**Sankey
Scenics**

Over 650 different packs of
Quality Signage & Train Packs

NEW
ITEMS

COACH DESTINATION BOARDS



THE MOST
COMPREHENSIVE
RANGE OF
MODEL
SIGNAGE

Tel: 07565892209

www.sankeyscenics.co.uk

ANDY LOWE Electronics

Andy & Lesley Lowe welcome you to ANDY LOWE Electronics, for wire, LEDs, switches, relays, transformers and much more at our usual LOWE prices!

Bespoke encased transformer specialist

TOGGLE SWITCHES

- SP=single pole • DP=double pole
- ST=single throw • DT= double throw

	1-19 ea	20+
SMT 1 on/off SPST	£1.20	£1.10
SMT 2 on/on SPDT	£1.20	£1.10
SMT 3 on-off-on SPDT	£1.25	£1.15
SMT 4 on/on DPDT	£1.30	£1.20
SMT 5 on-off-on DPDT	£1.40	£1.30
SMT 6 [on]-off-[on] SPDT for points	£1.60	£1.50
SMT 7 [on]-off-[on] DPDT	£1.90	£1.80
SMT 8 on-on 3PDT	£2.75	£2.50
SMT 9 on-off-on 3PDT	£2.85	£2.65
SMT10 on-on 4PDT	£3.50	£3.25
SMT11 on-off-on 4PDT	£3.50	£3.25
LEVER COVERS for above for identification & grip		
CLC/red/black/blue/green/yellow/gn	15p ea.	

TAG BOARDS etc, LEDs

	1-9 ea	20+
CTB2 Tag board	£2.45	-
CTS2 Mini tag strip	£1.55	-
CTB6 6amp plug & socket	£3.95	-
CTB10 10amp plug & socket	£4.95	-
CTB4 3amp terminal block	60p	-
CMP100 mini plug & socket	70p	60p
LD14 12v LED 3mm red/gm/yel	40p	30p
LD32 as above - white	40p	35p
LD15 12v LED 5mm red/gm/yel	40p	30p
LD1 1.8mm LED red,gm,yel,ambr	30p	25p
LD31 as above - white	60p	50p

SPECIAL OFFERS

CTB2 Tag Boards - £2.45 each or 5 for £10.00

CTS2 Mini Tag Strip - £1.55 each or £1.25 each for 5 or more

MULTISTRAND LAYOUT WIRE

7/0.2=7strands of 0.2mm wire inside plastic sleeve; all available in 11 solid cols except bi/col

	10m	100 reel
EW07 7/0.2/red/yellow/green/blue/black/white/		
pink/violet/brown/grey/or 1.4amp ideal N & 00	£1.50	£7.95
EW07 7/0.2/bi-colour [striped]	£2.00	£15.00
EW1/106 1/0.6mm 1.8amp	£1.60	£10.95
EW10 10/0.1 0.5amp single strand	£1.50	£7.95
EW16 16/0.2 3amp ideal 00 & 0	£2.25	£16.95
EW24 24/0.2 5amp ideal DCC	£2.80	£23.50

Many more items and components available including Antex Soldering Iron and tips

Tel: 01981 540366 Email: andyloweelectronics.co.uk

Website now live: www.andyloweelectronics.co.uk

Hillcrest Cottage, Little Birch, Hereford HR2 8AY • Cheque: Andy Lowe • P&P £2.99

**ADDESTONE
Model Centre**

Opening Times Mon-Sat 9:30-5:30, Sun 11:00-2:00

130 Station Road, Addlestone,
Surrey KT15 2BE

Tel: 01932 845440 www.addlestone-models.co.uk

Loconotion Models

N, OO, NG & T Gauge

Open Mon; Thurs; Fri; Sat; 10am-5pm

88 Meadow Street,
Weston Super Mare,
North Somerset, BS23 1QW
Telephone: 07710 215566
Email: david@loconotion.co.uk
www.loconotion.co.uk

HASLINGTON MODELS

134 Crewe Road, Haslington, Crewe CW1 5RQ

Telephone/Fax 01270 589079

email: haslingtonmodels@live.co.uk

Appointed Stockists of

Bachmann, Farish, Hornby, Peco,
Gaugemaster, Dapol, Vi-Trains, Heljan,
Humbrol, etc etc.
• FREE Parking

OPEN THURS, FRI & SAT ONLY 10.00-16.00

THE HOBBY GOBLIN

STOKE-ON-TRENT

13 Queen Street, Burslem, ST6 3EL

Wide
range of
scenery

- Hornby • Bachmann • Peco
- Lenz • Dapol • Gaugemaster
- Graham Farish • Metcalfe
- Plus much more!

www.thehobbygoblin.co.uk

T: 01782 823818 E: info@thehobbygoblin.co.uk

Visiting the Isle of Wight?

Two floors of
locomotives, wagons, coaches, buildings,
scenery, electrics, figures, cars and more!

N/009/BO/00/ON30/G

UPSTAIRS DOWNSTAIRS

Pier Street - Sandown - PO36 8JR
01983 406 616 - www.udiw.com

JACKSONS MODELS & RAILWAYS

33 NEW STREET WIGTON, CA7 9AL Tel: 01697 342 557

www.jacksonsmodels.co.uk

Stocking Model Railways by Hornby, Bachmann,
Farish, Peco, Dapol, Metcalfe, Superquick, Corgi,
Oxford, Classic etc. Railway Scenery by Gaugemaster,
Woodland Scenics, Jarvis, Busch, Expo, etc.

Opening Times: Mon, Tue, Fri 9-5,
Late night Thurs to 7.00pm, Sat 10-3 Closed Wed & Sun

Beautiful Models At

C&M Models



1 Crosby Street, Carlisle CA1 1DQ

Tel: 01228 514689

e-mail: sales@candmmodels.co.uk

Website: www.candmmodels.co.uk

Tuesday to Saturday, 10a.m. to 5p.m.

Sorry, but Fay is no longer available

NEW!

Fit Sound in your train!

Works on Traditional DC and Digital DCC!

SFX



3 Easy Steps to fitting a Sound Capsule - NO wiring!



1. Fit the battery

2. Slide on sound tube

3. Place in loco / tender

- Self contained capsule has built-in speaker & battery
- Senses motion to turn on & control sounds - no wiring
- Tiny - smaller than a 50p : 25mm x 20mm x 12mm
- Real sounds recorded on real trains and railways
- Steam • Diesel • Electric • Shunting • more coming...
- See and hear SFX on www.train-tech.com

Bring your Train alive with an SFX - just £40

Available direct from www.dcpexpress.com & model shops



Train-Tech

Model Technology Made Easy

NEW
BROCHURE
FREE!

DCP Express
Bryon Court
Bow Street
Great Ellingham
NR17 1JB, UK

01953 457800 / www.Train-Tech.com

£4 UK P&P - but this month quote BRM614 for £2 off postage!



BRANCHLINES

MOTORS AND GEARBOXES

Please email or write for our extensive catalogue covering all the Mashima range, our extensive range of one and two-stage gearboxes, flywheels, bearings, drive shafts etc to suit all popular modelling scales.

BLACK BEETLE **BLACK BEETLE MOTOR BOGIES**

Powered 'Black Beetle' £48.50
Unpowered 'Dummy Beetle' £17.50
Black Beetle N/Silver wheels £3.30/axle

P.O Box 4293, Westbury, BA13 9AA
Tel/Fax: 01373 822231
Email: sales@branchlines.com
Blog: branchlines.blogspot.com

Cat's 55AE +£1 (in stamps) extra or £2.50 C.Card
Please state interests.
P&P: UK £2.25 (value under £30) £3.50 (value £30-£60)
£4.50 (over £60) per order.
Non-EU and BFPO less VAT. Exports £4.00 Minimum
Mon-Thurs: 9.30am-1pm, 2pm-6pm

O GAUGE
5 PLANK WAGON
Cumberland Granite Co

Limited Edition of 100 wagons



Crafty Hobbies
01229 820759
www.crafty-hobbies.co.uk

54 Cavendish Street, Barrow-in-Furness,
Cumbria LA14 1PZ

Phone: 01508 528488 Fax: 01508 528094

AHB SERVICES www.ahbservices.co.uk

Manufacturers of quality model railway components
Family run business with over 25 years experience

- 4mm & 7mm scale turned brass handrail knobs - short, medium and long £4.50 x25 inc P&P
- 4mm & 7mm scale turned brass door dart handle & spigot - 20 handles & 10 spigots £4.75 inc P&P
- 12BA turned steel crank pin nuts £5.75 x20 inc P&P
- Turned brass pin point bearings £2.40 x40 inc P&P
- Turned brass shim washers, 2mm or 1/8inch bore x 0.25mm, 0.5mm and 1mm thick £3.00 x25 inc P&P
- 4mm & 7mm scale precision ground back to back wheel gauges £3.40 each inc P&P
- 4mm scale turned brass pin point bearings - standard, wasted, flangeless £2.40 x40 inc P&P

Many other items. Discounts given for bulk quantities.
Also metals stocked - brass, mild & stainless steels, aluminium round bars.

**UNIT 6, LANGLEY ROAD TRADING ESTATE,
CHEDGRAVE, NORFOLK, NR14 6HD**

Tri-angman
specialist in model railways

Tri-ang, Hornby, Wrenn,
Bachmann, Minic etc...
buy, sell & repair hard to
find items and collectables

Find me on
www.tri-angman.co.uk
or contact:
Tel 07966 333605
laurence@tri-angman.co.uk

GREAT EASTERN MODELS

SPECIALISING
IN ALL YOUR
MODEL
RAILWAY NEEDS
OO + N Gauge

Tel: 01603 431457
greasternmodels.co.uk

199 Plumstead Road,
Norwich, Norfolk
NR1 4AB

TOWNSTREET

Citadel Station £97.50
Please add £4.60 P&P 'OO'



TOWNSTREET,
6 KIRKILL, BLENCHARN, PENRITH,
CUMBRIA, CA10 1TZ
www.townstreetuk.co.uk
MON TO FRI 2-8PM 01768 88456

Send £3.80
post free for our 60
page 00 catalogue
detailing all our
other kits.

QUANTON ROAD MODELS

Chyanbre • Polyphant • Launceston • Cornwall • PL15 7PT
contact@quainton-road-models.co.uk • www.quainton-road-models.co.uk
01566 880157 • 07840 784653

G.C.R.
RAILEX 24-5 May
MET.

5-Plank D.8 £38 • Fish Van D.49 £80 • PBV D.1Y2 £85.00
3rd D.2B8 £90.00 • Brake 3rds D.2A16/17 • 1st D.2Q2
Luggage Compo D.2K2A • Bogle Fish Van D.50/50A

Standard/Large Cattle Wagons • Standard/Large/Tool Vans
6T Ballast/10T 3-Plank Dropside/10T 5 Plank Wagons • Horsebox

Stevenson Carriages & Millholme Models

4mm Coach Kits in LMS TPOs, LNWR, Midland & LY.
Millhome Loco Kits now available
MM14 Stirling Single No 1 • MM18 Furness Railway D5
MM23 Hull & Barnsley J28 • MM24 Maryport & Carlisle
Order kits & lists by phone 01246 863579
or by email pbarker265@btinternet.com

Possibly Hampshire's Largest Stockist
of Model Railways, Diecast, Books,
Magazines, Scalextric, Second Hand
Department now open.

**EXCLUSIVE OFFERS
BRM READERS ONLY**

Hornby Locos:

R2902XS C1 08 EWS Chris Wren	£153.00
R3037XS C1 08 D3963 BR Green	£170.00
R2704X HST Virgin Trains	£135.00
R2647X CL56128 West Burton Power Stn	£79.50

Bachmann Locos:

32-400DS C1 25/3 25095 BR Blue	£115.00
32-750DC C1 57 Freightliner Crusader	£65.00
32-470 C1 168/1 Chiltern Railways	£70.00
31-177DS Jubilee Kollapur BR Green	£195.00

Quote BRM AD when ordering...
All prices exclude postage, which is
from £6.00 per loco, 2-3 locos £9.00
or 4 or more at cost.

ALTON MODEL CENTRE

Tel: 01420 542244
Fax: 01420 544463
7a Normandy Street,
Alton, Hampshire, GU34 1DD
altonmodelcentre.co.uk
Mon - Sat 9am - 5.30pm & Sun 10am - 4pm

www.yorkmodelmaking.co.uk

Precision laser
cut architectural
detailing, kits &
bespoke service





York's Magnetic
Mates - from £9
Box sets & New
Super Strong

01904 400358

ISINGLASS

LNER Scale Drawings &
3D Design/Printing Services

Components, kits and design

www.isinglass-models.co.uk

27 Grange Road, Toddington, Dunstable LU5 6BZ
07973 768080 (eve) isinglass@Edgson.net

Maestro
PayPal

Tel: 01933 355531
(evenings & weekends)

H&A MODELS

Mobile: 07969 535 699
Email: sales@hamodels.net

VISA
MasterCard

Coach & Wagon Kits, Wheels, Decals, Paint & Sundries
Parkside Dundas, Cooper Craft, Cambrian, Slaters, Mailcoach, Ian Kirk, Precision, Modelmaster
19 Keats Way, Higham Ferrers, Northants. NN10 8DQ

Order on line at: www.hamodels.net (same day or next day despatch)
No exhibitions in June - New to our range Dapol Coach & Wagon kits

THE TUTBURY JINNY

COLLECTABLES **01283 814777** MODELS

UNIT 9, TUTBURY MILL MEWS, TUTBURY, Nr. BURTON-UPON-TRENT DE13 9LS

AVAILABLE NOW - SHELTON AND FLORENCE COLLIERY £12.49 + £2.50 P&P FOR BOTH
AVAILABLE NOW - DAPOL N BURTON-ON-TRENT CO-OP £7.50 + £1.50 P&P
AVAILABLE NOW - BASS/WORTHINGTON GRAIN HOPPERS £13.75 EACH + £1.25 EACH P&P
AVAILABLE NOW - BASS VENT/WORTHINGTON VENT £9.25 EACH + £1.50 P&P
AVAILABLE NOW - BASS ALE WAGON/OPEN BASS WAGON £9.25 EACH + £1.50 P&P

MODELMANIA of BRISTOL

13 CLOUDS HILL ROAD, ST. GEORGE, BRISTOL BS5 7LD
Junction of A420/A431 (St. George Fountain) Buses 42 or 43 from City Centre



• BACHMANN • DAPOL • GAUGEMASTER
• GRAHAM FARISH • HORNBY • KESTREL
• METCALFE • PECO • RATIO
• SUPERQUICK • WILLS • WOODLAND
SCENICS • RAILMATCH PAINTS
• MODELMASTERS TRANSFERS
• CAMBRIAN WAGON KITS EFE CORGI
CLASSIX AND OXFORD DIECAST 1:76TH

MAIL ORDER SERVICE - SORRY NO LISTS

Open: Tuesday to Friday 9.30 to 17.00

Saturday 9.00 to 17.00

Tel: 0117 9559819 - Email: modelmaniaemail@aol.com

Ebay Shop: modelmaniabristol



Timber Tracks

Laser cut model railway products

Timber Tracks' kits are easy to construct, are supplied with comprehensive instructions, drawings and photographs and give you the ability to produce high quality buildings quickly.

All components are pre-cut, fully detailed, and assembled with only the minimum of tools.



Tel: 01275 852027
www.timbertracks.co.uk

MONK BAR model shop

Find us by Monk Bar
2 Goodramgate
York YO1 7LQ
Tel. 01904 659423
info@monkbarmodelshop.co.uk

Model Railways - Diecast Planes & Vehicles
Plastic Kits & Figures - Scalextric - Jigsaws

Open
Monday - Saturday
9am - 5.30pm
Only 2 minutes
from York Minster



Large
selection of
OO & N Gauge

Stockists of Hornby, Bachmann, Peco, Dapol, Gaugemaster, Ratio, Wills
Woodland Scenics, Metcalfe, Oxford Diecasts, Base Toys and many more

www.collectable-models.co.uk

OnTracks.co.uk

Importer & Distributor of Tillig Elite Track & Luna Tram Track
Special Launch Offer, Tillig & Luna Track Catalogue just £5 inc P&P
Ring or order online: TIL9588



Contents:

Elite Track & DIY Track System
009 & HOm Narrow gauge track
Dual gauge track and point work
Pitz HO tracks
Luna Tram Track - Cobble & Tarmac surface
TT Ballasted track system
TT Profi track system
Plus in German / Pictures only many useful articles
on building track layouts and details them.



www.ontracks.co.uk or give us a call. 01981 241 268 E&OE. Cheques to Ontracks Ltd
OnTracks.co.uk, Pontrilas Business Park, Hereford, HR2 0AZ info@ontracks.co.uk

Waddell's Models

0141 552 8044

56 Bell Street, Merchant City,
Glasgow, Lanarkshire G1 1LQ

Open for Modelling Advice, Service & Repairs, DCC Decoder Fitting and
Limited Edition Models selling all scales and gauges including 2mm, 4mm, N, OO

We stock: Bachmann * Dapol * Farish * Heljan * Hornby * Peco * and many more...

BARRY JONES

Specialist in the sale of quality secondhand
railway. Transport timetables, posters, maps,
publicity, photographs, and official items
always wanted. Railway collectables and
model railways, also sought.

28 Marine Crescent, Worthing BN12 4JF

Tel/Fax: 01903 244655

Email: barryjones28@virginmedia.com

HOBBYRAIL

SUTTON COLDFIELD

BACHMANN, HORNBY, FARISH, PECO, GAUGEMASTER,
RATIO, WILLS, COOPER CRAFT, KESTREL, DAPOL,
PARKSIDE, SLATERS, ROMFORD, SUPERQUICK,
METCALFE, SCENIX, WOODLAND SCENICS,
KNIGHTWING, HELJAN, VITRAINS CLASSIX VEHICLES

OPENING HOURS MON, TUES, WED,

FRI 10.30am-5.30pm SAT 10.00am-5.00pm

CLOSED THURSDAYS, SUNDAYS & BANK HOLIDAYS

55 RILAND ROAD, SUTTON COLDFIELD,
WEST MIDLANDS. TEL: 0121 378 0680

WESTONS RAILWAYS

Suppliers of:

Airfix • Bachmann • Corgi • Hornby • Humbrol • Javis • Oxford Die-Cast • Peco
• Woodland Scenics • Radio Controlled Vehicles and much more

Now at: Unit 44A, Studley Grange Craft Village, Hay Lane, Wroughton, Swindon SN4 9QT

Importer and distributor of Joe's Model Trains for UK and Ireland

Mail Order Welcome

Phone/Fax: 01793 850554 • Website: www.westonsrailways.co.uk

Open: Mon to Sat 10-5 Sun 10-4



Read...

Latest reviews including the Limited
Edition BR Standard Class 4 No.76114

www.model-railways-live.co.uk

Crab Pot Model Shop

Open Tuesday - Saturday
9.30am - 5pm

We sell Model Railway items, Model Kits and Dolls House Miniatures
some pre loved whilst others are boxed and new.

Open Tuesday - Saturday 9.30 to 5pm

Post Office Street, Flamborough, East Yorkshire, YO15 1NA

www.crabpotmodelshop.co.uk or phone 01262 471000

Lever Frames by MODRATEC

- simple or interlocked -

- mechanical or electrical control -

- popular 6 & 12 lever starter packs -

- FREE SigScribe4 design software -

- clever WIT (wire-in-tube) mechanisms -

modratec.com or 01905 590069 or 0845 224 1604



ALPHAGRAPHIX

HIGH QUALITY CARD KITS

in 4mm and 7mm Scales

Plus our expanding range
of 7mm scale etched brass
locomotive & coach kits



Send 6x 2nd Class Stamps for CATALOGUE

23 Darris Road, Selly Park, Birmingham B29 7QY

Isle of Wight - Fort Victoria Model Railway and Shop

Westhill Lane, Yarmouth, PO41 0RR Tel: 01983 761553

www.fortvictoriamodelrailway.co.uk

Stockists of Peco, Bachmann, Woodland Scenics, Metcalfe, Dapol, Falier, etc.

Largest Marklin layout, open to the public in the UK with new
English layouts and a fairground under construction.

SUMMER OPENING: Daily 10.15am-4.00pm closing at 5pm
(We are closed for the whole of November)

MORRIS MODEL S OPEN
Mon - Sat
9.30 to 5.00

80 Manor Road, North Lancing
West Sussex, BN15 0HD
(just off A27 between Brighton & Worthing)
EASY FREE PARKING!
Tel & Fax 01903 754850 www.morrismodels.co.uk
For British & Continental Model Railways.




plus Trix Marklin LGB & many others including building
and scenic accessories & road vehicles

P & D Marsh
Whitemetal kits, hand painted models and
laser cut wooden structures in N and OO.
INCLUDES FINISHED AND PAINTED
SIGNALS IN BOTH GAUGES.
Free price lists available.
The Stables, Wakes End Farm, MK17 9FB
Tel: 01525 280068
www.pdmarshmodels.com

Mac's Model Railroading

Modelling in the gateway to the Glens?
If so, a warm welcome awaits at
Mac's Model Railroading
4-8 Reform St, Kirriemuir,
Angus DD8 4BS



Large ground floor premises
Extensive stock & knowledgeable,
experienced staff.

Opening hours: 10.30 - 5pm
Closed: Thursday & Sunday
Tel: 01575 572397 • 07501 505730

TRAINSTOP
10 High Street
Knights, LD7 1AT



A GREAT LOCAL
MODEL RAILWAY SHOP

LARGE STOCKS OF OO AND N GAUGE,
1:76 DIECAST,
SCALEXTRIC & FARM/CONSTRUCTION MODELS.

www.trainstop.co.uk

Email us at: trainstopcontact@gmail.com
Call us on: 01547 520673

INVERTRAIN
Model Railways
7mm O Gauge Specialist

Sole Supplier of Wayoh Coach Bogies
HCBK073 Corn Mill Kit £175.00
(plus £4.00 p&gp)



For Full Details Of All Our Products,
Please See Our Website at www.invertrain.com
Or Send £4.00 for our latest Illustrated Catalogue To:-
33 Rose Gardens, Cairneyhill, Dunfermline, Fife, KY12 8QS
Tel. 01383 880844 (Answer-phone available)
Please make cheques payable to Invertrain Model Railways

BA SCREWS

NUTS AND WASHERS IN STEEL
BRASS AND STAINLESS

BA SOCKET SCREWS IN STEEL AND
STAINLESS, DRILLS, RIVETS, TAPS
DIES, END MILLS SLOT DRILLS ETC

LIST NOW FREE!

Tel/Fax: 01427 848880

ITEMS MAIL ORDERS LTD (BRM)
MAYFIELD, MARSH LANE, SAUNDBY,
RETTFORD, NOTTS, DN22 9ES

RHUDDLAN MODELS

- Model Railways
- Games Workshop
- Die Cast Models
Corgi - Dinky - Matchbox
- Plastic Kits
Airfix - Revell - Etc

NEW AND USED ITEMS
BOUGHT AND SOLD

HIGH ST, RHUDDLAN.
01745 590048
www.rhuddlanmodels.co.uk

Read...

Over 30 fantastic
features on
everything from
layout construction
to DCC wiring on


MODEL RAILWAYS LIVE

Discover a new route to your favourite hobby, visit...
www.model-railways-live.co.uk

3mm Scale Model Railways
4 Greenwood Drive, Redhill, Surrey, RH1 5PJ. Tel: 01737 761919

40 Page Full Colour Catalogue £4.50
Catering exclusively for TT and 3mm Scale
www.3smr.co.uk

BlackBeetle, BullAnt, Halling, Tenshodo
www.motorbogies.com



Pooleys Puffers

Model Railway
Supplies, New &
Second Hand
Bought & Sold



Proprietor
DAVID POOLE
Diecast Models
Kits & Accessories

382a Jedburgh Court, Team Valley Trading Estate, Gateshead, Tyne & Wear. NE11 0BQ
Mon - Thurs - 10am - 5pm. Fri - Sat & Bank holidays please telephone for opening times. Sunday Closed
Tel: 0191 4910202/4106386 Mobile: 07976 519178
www.pooleypuffers.com e-mail: pooleypuffers@btopenworld.com

REDCAR MODELS & HOBBIES

Most leading brands of 'OO' gauge model railways & accessories.
Also Diecast, Plastic Kits, Woodland Scenics, K+S Metal Centre etc.

130 High Street, Redcar, Cleveland, TS10 3DH Tel: 01642 494912
(open Tuesday to Saturday)
Email: sales@redcarmodels.co.uk



Topp Trains

NEW
Shop for model
railway enthusiasts
OPEN NOW
Free Parking

Wide range of stock from all
your favourite suppliers,
PLUS bespoke services,
ordering service and online shop.



Call us or see our website for details
28 Marston Road, Stafford, ST16 3BS
Tel: 01785 247883

SOUTH EASTERN FINECAST



**NEW SECR LOCOMOTIVE TRANSFERS
and LINING 4mm SCALE**
Range of VAC-formed Building Sheets -
4mm, 7mm & 10mm Scales.
English, Flemish and Plain Bond Brickwork
available, sheet size 14" x 9"

1/24, 1/43 CAR KITS,
1/32 STEAM TRACTION ENGINE KITS,
4mm LOCOMOTIVE KITS

Full catalogue £3.50 UK, £5.00 Overseas
S.A.E price list only
GLENN HOUSE, HARTFIELD ROAD,
FOREST ROW, EAST SUSSEX RH18 5DZ
Tel: 01342 824711 Fax: 01342 822270
Website: www.sefinecast.co.uk

TRIDENT TRAINS

No10, The Craft Arcade
Dayfields Craft Centre,
Crewe Road, Walsgherton, Nantwich,
Cheshire. CW5 7LG

www.tridenttrains.co.uk

HORNBY-BACHMANN-HELJAN-FARISH DAPOL-PECO-LENZ-
TCS-GAUGEMASTER-METCALFE-RATIO+MUCH MORE
01270 842400

**MODEL RAILWAY
PORTSMOUTH & SOUTHSEA
CENTRE**

MON-SAT 9.00-5.30 SUN 10.00-2.00

PECO - HORNBY - BACHMANN - DAPOL - RATIO - GRAHAM FARISH ETC
PRE-OWNED RAILWAYS BOUGHT & SOLD
EXTENSIVE RANGE OF DIECAST MODELS & RADIO CONTROLLED CARS

THE MODEL SHOP
117 NEW ROAD, PORTSMOUTH, HANTS PO2 7QS. PHONE/FAX: 02392 653100

MODEL RAILWAY BASEBOARDS
Custom made model railway baseboards

Model Rail Baseboards
offer a custom made service
to meet your requirements.

Helices and storage units, track laying
and electrical services also available.

For more information and to
see our gallery go to
www.modelrailbaseboards.com
or email
sales@modelrailbaseboards.com
Tel: 00 353 876 555 052

RMLelectronics
Working Scale lighting products

For the 4mm Finescale Enthusiast
HAND MADE in Britain
BRASS CONSTRUCTION

BRINGING YOUR MODELS TO LIFE
Club & Trade enquiries welcomed

RMLelectronics
Tel: 01262 481264
1 Glebe Gardens, Beeford,
Driffield, YO25 8BF
East Riding of Yorkshire
www.rmlelectronics.co.uk
rmlelectronics@btinternet.com

www.gascupboard.co.uk

The Model Railway Shop

GAS CUPBOARD MODELS

A great reason to visit
TROWBRIDGE

Gas Cupboard Models
6 St Georges Works, Silver Street,
TROWBRIDGE. BA14 8AA **01225 777888**

Harburn Hobbies
67 Elm Row - Leith Walk
EDINBURGH - EH7 4AQ

The eye-catching 'phenomenal' livery of Irn-Bru, seen on numerous taxis in Edinburgh and other UK cities, brightens up the urban street scene. Irn-Bru, "Scotland's other national drink" is apparently a good hangover cure. We, of course, couldn't comment!

OXFORD 1/76th scale

'00' Special Edition

NEW Oxford Diecast
TX4 'Irn-Bru' Taxi
ref. SP078
Reg. no. SK07 KNG
Only £4.25 each
p&p £2.80 (per order)

Order by Phone:- 0131 556 3233 Securely Online:- www.harburns.co.uk
by Post:- Harburn Hobbies Ltd., 67 Elm Row, Edinburgh, EH7 4AQ

MAD ABOUT TRAINS OF GAINSBOROUGH (K&M MODELS)

For all your Model Railway needs from design to finished layout, scratch built buildings, trees dioramas etc. We carry a vast selection of scenic materials. We carry a comprehensive range of all aspects of Railway Modeling from track pins to finished layouts. DCC Specialist, repairs, weathering etc undertaken in our own workshop. Hornby, Bachmann, Peco Gaugemaster, Dapol and Knightwing stockists. Large range of scenic materials. We are always looking for second hand collections. Just give us a call or come and visit our shop.

Tel: 01427 811040
Mobile 07858612716
106 Trinity Street, Gainsborough DN21 1HS
e-mail: sales@madabouttrains.co.uk
www.madabouttrains.co.uk

RON LINES

MODEL RAILWAYS BOUGHT AND SOLD

We probably have the largest selection of pre-owned model railways on the south coast.

We stock new PECO, Hornby, Bachmann, Javis, Expo, Woodland scenic's, Metcalfe Graham Farish, TCS decoders Kadee Couplers and more!

On our website we have a selection of our pre-owned locomotives with much more on display in the shop!

Telephone: 02380 772 681
www.ronlines.com **r.lines@hotmail.co.uk**
332 Shirley Road, Southampton, SO15 3HJ

RMweb

The UK's biggest model railway forum

RMweb is the leading UK forum for model railways. It's where you can find everything you need for your model railway, from the latest news and reviews to the latest products and services. It's also a great place to meet other enthusiasts and share your experiences.

stop the drop auction.com

3 auction types all free to use for buyers and sellers!
Plus the original Premier Auction service
No buyers premium - No commission
A unique online FREE-TO-USE Market Place for buying and selling vintage toys, trains, collectables

All gauges - scenery - layouts
- electrics - weathering
Over 100,000 unique visitors each month!

LORD AND BUTLER

BACHMANN Limited Edition 2EPB
BR Green/yellow panels was £149.95

LAST FEW
£99.95 +P&P

Exclusive Bachmann Limited Edition
66050 EWS Energy £119.95

The Pumping Station Penarth Rd Cardiff CF11 8TT
029 2066 7225 **lordandbutler@yahoo.co.uk**

NEW LARGER SHOP OPEN NOW
CAFETERIA ON SITE AND FREE PARKING

Daily 10.00 - 5.30
Sunday 2.00 - 5.30

MasterCard **VISA**
lordandbutler.com

MODEL RAILWAY SOLUTIONS


Tel: 01202 798068

Watch for our new range of Helix kits designed for N Scale Kato Unitrack™ being released soon, see website for more details.

Please take a moment to browse our online stores or visit us at
Unit 1, 10-12 Alder Hills, Poole. Dorset. BH12 4AL.
www.modelrailwaysolutions.co.uk



MODEL RAILWAYS DIRECT



N GAUGE



Graham Farish 372-210
Class 3F Jinty 7524 LMS Black
£59.50 ~~£69.95~~
You Save 15%

NEW
MAY
DCC
READY



Graham Farish 370-080
Countryside Coal
Digital Train Set
£135.00 ~~£149.95~~

NEW
SEPT
DCC
FITTED



Bachmann 36-2013
Bachmann 2013/14 Catalogue
£6.75

NEW
FREE UK DELIVERY



Bachmann 31-465
C Class 31579 0-6-0
BR Black Late Crest
£76.50 ~~£89.95~~
You Save 15%

NEW
AUG
DCC
READY

Graham Farish 379-013
Graham Farish 2013/14
Catalogue
£6.25

FREE UK DELIVERY




Graham Farish 374-925
BR Mk1 SLSTP Sleeping
Second Maroon
£19.40 ~~£22.80~~
You Save 15%

NEW
MAY



Graham Farish 370-140
The Steel Worker
Electric Train Set
£95.00 ~~£104.95~~

NEW
SEPT



Hornby R8148
Hornby 2014 Catalogue
£8.00

NEW



Hornby R3129
SR Class M7 Southern
Sunshine Lettering
£118.90 ~~£129.99~~
You Save 8%

NEW
JULY
DCC
READY



Graham Farish 372-181
Princess Coronation Class 46229
'Duchess of Hamilton' BR Green EE
£127.50 ~~£149.95~~
You Save 15%

NEW
JULY
DCC
READY



Graham Farish 374-926
BR Mk1 SLF Sleeping
First Maroon
£19.40 ~~£22.80~~
You Save 15%

NEW
MAY



Graham Farish 370-180
Seaside Excursion
Electric Train Set
£108.00 ~~£119.95~~

NEW
SEPT
DCC
READY



Hornby R3105
GWR Castle Wellington Single
Chimney and Hawksworth Tender
£128.10 ~~£139.99~~
You Save 8%

NEW
JUNE
DCC
READY



Hornby R3189
LNER Class L1
£108.90 ~~£118.99~~
You Save 8%

NEW
JULY
DCC
READY

Graham Farish 372-182
Princess Coronation Class 46235
'City of Birmingham' BR Green LC
£127.50 ~~£149.95~~
You Save 15%

NEW
JULY
DCC
READY



Graham Farish 374-200D
BR Mk1 FP Pullman 1st
Parlour Car Opal Umber & Cream
£20.40 ~~£23.95~~
You Save 15%

NEW
MAY



Graham Farish 370-300
Landship Train
Train Pack
£90.00 ~~£99.95~~
Train pack does not include track or controllers

NEW
SEPT
DCC
READY



Bachmann 31-463
C Class 0-6-0 271
SECR Plain Green
£76.50 ~~£89.95~~
You Save 15%

NEW
AUG
DCC
READY



Bachmann 31-269
Class 419 MLV BR
Jaffa Cake Livery
£72.25 ~~£84.95~~
You Save 15%

NEW
SEPT
DCC
READY

Graham Farish 372-183
Princess Coronation Class 46240
'City of Coventry' BR Crimson LC
£127.50 ~~£149.95~~
You Save 15%

NEW
JULY
DCC
READY



Graham Farish 370-110
Depot Master Train Set
£85.00 ~~£99.99~~
You Save 15%

NEW
SEPT
DCC
READY



Graham Farish 370-400
Longmoor Military Railway
Train Pack
£122.00 ~~£134.95~~
Train pack does not include track or controllers

NEW
SEPT
DCC
READY



Bachmann 31-464
C Class 0-6-0 593 Southern
Railway Black with Green Lining
£76.50 ~~£89.95~~
You Save 15%

NEW
AUG
DCC
READY



Bachmann 32-285
Class 101 2 Car DMU BR
Green with Speed Whiskers
£110.50 ~~£129.95~~
You Save 15%

NEW
AUG
DCC
READY

Graham Farish 372-184
Princess Coronation Class 46245
City of London BR Crimson LC
£127.50 ~~£149.95~~
You Save 15%

NEW
JULY
DCC
READY



Graham Farish 370-070
Cornish Riviera Express
Digital Train Set
£167.00 ~~£184.95~~

NEW
SEPT
DCC
FITTED



Graham Farish 370-500
Cumbrian Mountain Express
Train Pack
£149.00 ~~£164.95~~
Train pack does not include track or controllers

NEW
SEPT
DCC
READY



MODEL
RAILWAYS
DIRECT

www.modelrailwaysdirect.co.uk

Unable to decide what to buy? Our Gift Vouchers provide the perfect answer, available in multiples of £5, they can be redeemed on-line or in-store. With over six and a half thousand products to choose from it makes the ideal present! Gift Vouchers for £25 and over are shipped free of charge with a complimentary gift card.

UK POSTAGE £3.99 FAST, SECURE DELIVERY

Next Day delivery £7.50. Highlands, Islands are subject to a surcharge for large items and parcels over 1.8kg. Some oversize items may have to be shipped by courier. Postage charges are per shipment.



Model Railways Direct Ltd


Retail Unit 2,
Phoenix Way
Portishead,
Bristol, BS20 7GP

Tel 01275 774 224

sales@modelrailwaysdirect.co.uk

Opening Hours

10am - 5pm
Tuesday to Saturday
Closed Bank Holidays



Bachmann 32-286
Class 101 2 Car DMU BR Green
with Yellow Warning Panel
£110.50 £129.95
You Save 15%

NEW
JULY
DCC
READY



Bachmann 32-287
Class 101 2 Car DMU
BR Blue and Grey
£110.50 £129.95
You Save 15%

NEW
JULY
DCC
READY



Bachmann 32-288
Class 101 2 Car DMU
BR Blue
£110.50 £129.95
You Save 15%

NEW
JULY
DCC
READY



Bachmann 36-165A
Plaster Tamper Machine
Motorised
£50.75 £59.70
You Save 15%

NEW
AUG
DCC
READY



Bachmann 38-501
Covhop Wagon Soda Ash
Light Grey
£14.55 £17.10
You Save 15%

NEW
APRIL



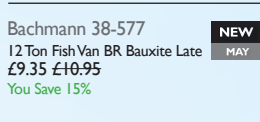
Bachmann 38-575
12 Ton Fish Van LNER Oxide
£9.35 £10.95
You Save 15%

NEW
MAY



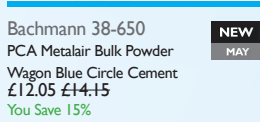
Bachmann 38-576
12 Ton Fish Van BR Bauxite Early
£9.35 £10.95
You Save 15%

NEW
MAY



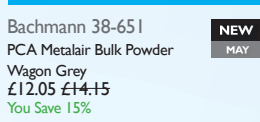
Bachmann 38-577
12 Ton Fish Van BR Bauxite Late
£9.35 £10.95
You Save 15%

NEW
MAY



Bachmann 38-650
PCA Metalair Bulk Powder
Wagon Blue Circle Cement
£12.05 £14.15
You Save 15%

NEW
MAY



Bachmann 38-651
PCA Metalair Bulk Powder
Wagon Grey
£12.05 £14.15
You Save 15%

NEW
MAY



Bachmann 38-652
PCA Metalair Bulk Powder
Wagon Grey Weathered
£13.30 £15.65
You Save 15%

NEW
MAY



Bachmann 39-001
Mk1 Coach Pack Works Test
Train BR Blue & Grey Weathered
£50.60 £59.50
You Save 15%

NEW
MAY



Bachmann 30-080
The Western Wanderer
Electric Train Set
£90.00 £99.95

NEW
SEPT
DCC
READY



Bachmann 30-105
The Midland Marvel
Electric Train Set
£108.00 £119.95

NEW
SEPT
DCC
READY



Bachmann 30-170
Thames Clyde Express Electric
Train Set
£155.00 £169.95

NEW
SEPT
DCC
READY



Bachmann 30-325
Ambulance Train No 40
Train Pack
£135.00 £149.95
Train pack does not include track or controllers

NEW
SEPT
DCC
READY



Bachmann 30-525
The Shakespeare Express
Train Pack
£180.00 £199.95
Train pack does not include track or controllers

NEW
SEPT
DCC
READY



Bachmann 30-575
The Railway Children
Train Pack
£117.50 £125.95
Train pack does not include track or controllers

NEW
SEPT

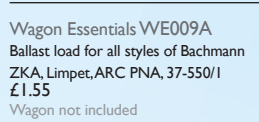
WAGON ESSENTIALS



Wagon Essentials WE004
Imitation load of coal for all styles
of Hornby open top HAA Wagons
£1.55
Wagon not included



Wagon Essentials WE003
Imitation load of coal for all styles
of Bachmann open top HEA and HSA
£1.55
Wagon not included



Wagon Essentials WE006A
Imitation load of ballast for all styles
of Bachmann MFA open wagons
£1.55
Wagon not included



Wagon Essentials WE009A
Ballast load for all styles of Bachmann
ZKA, Limpet, ARC PNA, 37-550/I
£1.55
Wagon not included



Wagon Essentials WE017A
Imitation loads of ballast for all styles
of Dapol MRA Side Tippler Set
£24.00
Wagon not included



Wagon Essentials WE021
Lumped Coal load for all styles of
Bachmann MEA open wagons
£1.75
Wagon not included



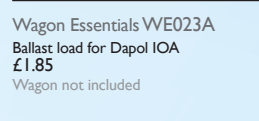
Wagon Essentials WE007A
Ballast load for all styles of Bachmann
MTA and PNA Railtrack open wagons
£1.55
Wagon not included



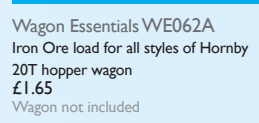
Wagon Essentials WE008A
Imitation load of ballast for all
styles of Hornby Clam open wagons
£1.55
Wagon not included



Wagon Essentials WE018
New Ballast loads for all styles of
Bachmann JJA Autoballaster
£1.65
Wagon not included



Wagon Essentials WE023A
Ballast load for Dapol IOA
£1.85
Wagon not included



Wagon Essentials WE061A
Iron Ore load for all styles of Hornby
27T Iron Ore wagon
£1.65
Wagon not included



Wagon Essentials WE062A
Iron Ore load for all styles of Hornby
20T hopper wagon
£1.65
Wagon not included



Wagon Essentials WE068A
Ballast load for all styles of Heljan
Dogfish open wagons
£1.75
Wagon not included

**EXPORTS
VAT
FREE**

FOR DELIVERIES OUTSIDE THE EU
WE WILL AUTOMATICALLY DEDUCT
VAT (20%) AND CALCULATE POSTAGE
CHARGES AT CHECKOUT.

Prices valid until 30th June 2014 and are valid for
pre-orders made on or before this date, all items are
subject to availability. All items are in stock or on
order at time of producing advertisement, payment
(except PayPal and cheques) will not be taken until
items are dispatched. Prices shown include VAT at
20%. Errors excepted.



**LIVE
STOCK
INFO**

6 GREAT BENEFITS OF GOING DIGITAL with **BRM**

BRITISH RAILWAY MODELLING

Reading **BRM** as a Digital Edition brings with it a mass of benefits to make your favourite railway modelling magazine even better. Here's why you should check out **BRM** as a Digital Edition...

1

EXTRA PICTURES

The Digital Edition of BRM features additional 'Picture Galleries' which include images not shown in the magazine. These galleries are shown by small dot icons at the bottom of an image. Simply click or swipe the images and you'll see the image replaced with a new picture.

LIVE WEBSITE LINKS

You'll notice throughout the pages of BRM that we link articles in print to additional, free content on either Model-Railways-Live.co.uk or RMweb.co.uk – this could be extra content, bonus images, video or links to forums. Rather than type in the website address and search for the content, readers of the Digital Edition only have to click on the link to be taken to the relevant web page.

2

SAVE MONEY!

You can download the Digital Edition from just £2.49 an issue, that's a saving of £1.26 over the price of the printed magazine. Prices are just:

▶ 1-month rolling subscription: £2.49 per month **SAVING YOU £1.26**

▶ Single issue: £2.99 **SAVING YOU 76P**

▶ 6-month subscription: £13.99 **SAVING**

YOU £8.51

▶ 12-month subscription: £26.99 **SAVING YOU £18.01**

3

NO STORAGE PROBLEMS

Admit it, you've got a batch of magazines stored somewhere (probably gathering dust) and it's getting bigger by the month. By changing to Digital Editions, all future issues will be stored on your computer or tablet device. No more falling over piles of magazines!

4

IMAGE QUALITY

We pride ourselves on producing the best possible model railway layout photography and have recently invested in better quality paper to ensure the image reproduction is vastly improved. However, when you view the images on a computer or tablet you'll appreciate just how much better many of the images really are!

5

ZOOM FUNCTION

Reading a magazine on a computer or tablet allows you to zoom into text or images. This is great news if your eyesight isn't what it once was, or you want to appreciate minute detail in an image.

6

For more information and to watch our promotional video, go to: www.model-railways-live.co.uk/digital

CLASSIFIEDS

ACCESSORIES, BOOKS & MODEL SERVICES

SIGNALS MODEL SHOP

9 Holly Court, High Street,
Midsomer Norton, Somerset, BA3 2DB
www.signalsmodels.com
Weds to Sat 01761 402484

Stockists of Bachmann, Hornby, PECO,
Humbrol, Noch, Graham Farish, Metcalfe,
Gaugemaster, Wills, etc. Plus second-hand.

FREE PARKING less than 5 mins walk

HORNBY - PECO - BACHMANN - FARISH
CORGI - OXFORD - EFE - AIRFIX etc
NEW & SECONDHAND RAILWAYS & DIECAST

MANKIM MODELS
213 Shrub End Road, Colchester, Essex CO3 4RN
Tel: 01206 574929 Fax: 01206 563171
NEW & SECONDHAND
DIECAST & RAILWAYS
Major Credit Cards Accepted
Sorry no lists Ample Parking

Planning to customise a new loco?



...use Pacific Models smokebox numberplates!

Tony Wright changed the identity of this
Bachmann J11 to 64305 with them.
Full details of our BR & LMS Smokebox
Numberplate and Carriage Board Ranges
on our website - or call 01780 411200.

PACIFIC MODELS

Mallard's Peak, 66 Stamford Road,
Careby, Lincolnshire PE9 4EB
www.pacificmodels.co.uk

MP Middleton Press
EVOLVING THE ULTIMATE RAIL ENCYCLOPEDIA

Available 9 May

RAIL TIMES FOR GREAT BRITAIN

NEW Summer Revision
LARGER PAGE SIZE - Valid from 18 May
£18.95 + £2 P&P (UK) MAIL ORDER

Published 24 May

KING'S LYNN TO HUNSTANTON

Including Heacham to Wells branch
£17.95 P&P free (UK) MAIL ORDER

www.middletonpress.co.uk

Easebourne Lane, Midhurst, GU29 9AZ
T: 01730 813169 E: sales@middletonpress.co.uk

Please visit our website
or telephone for a brochure

NICK TOZER RAILWAY BOOKS

RAILWAY BOOKS BOUGHT & SOLD

Free Railway
Booksearch Service

155 Church Street, Paddock,
Huddersfield, HD1 4UJ
Shop now open: Tue/Wed/Sat
(non-show dates) 11:00-17:00
+ Thu 14:00-20:00

Tel: 01484 518159 (answer machine)

www.railwaybook.com

email: nick@railwaybook.com

BRM BRITISH RAILWAY MODELLING



Subscribe today!
Call our hotline on
01778 392002

KITS, SOFTWARE & CASTING



Parkside Dundas



GWR 'O' GAUGE KITS

Container Wagon H7 with B Container	PS39	£39.90
20 Ton Goods Brake Van AA19	PS44	£39.90
12 Ton Fruit Van Y8	PS29	£33.90
21 Ton LOCO Coal Wagon N28	PS47	£33.90
MICA Insulated Van X9	PS49	£33.90
MOGO Motor Car Van G31	PS34	£33.90
12 Ton Goods Van V23/24	PS26	£33.90

Visit our website for details of more kits

Catalogues - 'O', 'OO' or '009': £2.00 each post paid.
SAE only for 'N' leaflet. Please add £2.00 P&P per order.

Exhibitions: Railex, Aylesbury 24-25 May; Cleckheaton GOG 31 May;
Wigan 7 & 8 June; Perth 28 & 29 June



Millie Street, Kirkcaldy, Fife, KY1 2NL

Tel/Fax: 01592 640896 sales@parksidedundas.co.uk

Website: www.parksidedundas.co.uk

STREET LEVEL MODELS

London Tram Kits
only £3.99
(plus £1.70 P&P)



Order this and many more
London prototype kits direct from:

CDC Design, Chiltern End,
Fen Lane, Hitcham,
Suffolk, IP7 7NL

cdcdesign.webplus.net

Please make any cheques payable to CDC Design

just-tracks 4mm Finescale Trackwork



Handmade Trackwork
Layout Design/Construction

Tel: 01793 881515

Email: info@just-tracks.co.uk

www.just-tracks.co.uk



Plataurum Design Ltd.

We are precision casters specialising in Brass, Bronze and
Nickel Silver concentrating on quality and reliability for our
customers. Special one off designs to multiple production work

Highest quality lost wax casting

Superb detail and definition is achieved showing
engraving and intricate components

Tel: 0121 554 4664 Fax: 0121 515 2506

Email: richard-sheard@btconnect.com

Web: www.plataurumdesign.com



MODELS

CHELMSFORD John Dufield FOR Model Railways

Wards Yard, 133 Springfield Park Road (at the junction with Hill Road) Chelmsford CM2 6EE
TEL: 01245 494455. EMAIL: heatherwilkinson@btconnect.com

Stockists of many brands inc Bachmann, Hornby, Graham Farish, Dapol, Gaugemaster and Peco.
Secondhand brought and sold.

Selection of kits, glues, tools, paints and accessories.

OPENING HOURS:

9.00am-5.30pm Mon, Tues, Thurs, Fri and Saturday Closed Wed, Sun & Bank Holidays
All major credit/debit cards accepted.

INDEX TO ADVERTISERS

3Mm Scale Model Railways.....	144	Model Railway Solutions.....	145
A C Models.....	140	Model Railways Direct Ltd.....	146 & 147
Addiestone Models.....	141	Model Railway Scenery.....	137
Ahb Services.....	142	Model Textures Limited.....	133
All Components.....	137	Model Trains 4 U.....	139
Alphagraphics.....	143	Modellers Mecca Limited.....	138
Alton Model Centre.....	142	Modelmania.....	143
Ancorton Models.....	132	Modratex.....	143
Andy Lowe Electronics.....	141	Monk Bar Model Shop Ltd.....	143
Anoraks Anonymous.....	124	Morley Controllers Limited.....	138
Arc Euro Trade Limited.....	135	Morris Models.....	144
Aston's Auctioneers & Valuers.....	107	Mr B Leggett.....	102
Bachmann Europe Plc.....	2	Mylocosound.....	136
Barry Jones.....	141	Nick Tozer.....	150
Bill Hudson Transport Books.....	152	Olivia's Trains & Models.....	127
Book Law Publications.....	103	On Tracks Limited.....	143
Branchlines.....	142	P & D Marsh.....	144
Brewsters Limited.....	152	Pacific Studio.....	150
C & L Finescale Modelling Ltd.....	136	Parkside Dundas.....	150
C & M Models.....	143	Pems Butler Limited.....	131
Chatham & District Mrc.....	107	Pennine Models.....	129
Church Street Models.....	139	Pierth & District Mrc.....	107
Cleithropes Mrs.....	102	Peters Spares Model Railways Ltd.....	138
Connoisseur Models.....	153	Phoenix Precision Paints.....	138
Crab Pot Model Shop.....	143	Platium Design Limited.....	150
Crafty Hobbies.....	142	Pooles Puffers.....	144
Dapol Limited.....	155	Quainton Road Models.....	142
Db Models.....	130	Quality Backscenes.....	139
Dcc Concepts Pty Ltd.....	6, 55 & 71	Rails Of Sheffield.....	120 To 122
Dcc Supplies.....	130	Ray Heard.....	102
Deluxe Materials Limited.....	131	Rays Rails.....	131
Digitrains Limited.....	140	Redcar Models & Hobbies.....	144
Durham Trains Of Stanley.....	153	Rhuddall Models.....	144
Ellis Clark Trains.....	128	Rmlectronics.....	144
Expo Drills And Tools.....	8 & 9	Ron Lines.....	145
Express Models.....	139	Roxey Mouldings.....	153
Finescalebrass (Uk) Ltd.....	132	Scalescenes.com.....	137
Fort Victoria Model Railway.....	143	Signals Model Shop.....	150
Fox Transfers.....	140	Skytrex (2013) Limited.....	139
Frizinghall Models & Railways.....	137	South Eastern Finecast.....	144
Gauge 0' Guild Limited.....	105	South West Digital.....	136
Gaugemaster Com.....	10 & 11	Specialist Crafts Ltd.....	129
Geoff Gamble Books.....	152	Srp Pairs.....	102
Gilbow (Holdings) Ltd.....	125	Stevenson Carriages & Millholme Models.....	142
Golden Age Models Limited.....	135	Strawberry Line Railway.....	152
Great Central Railway.....	105	Street Level Models.....	150
Great Eastern Toys And Models.....	142	Sunningwell Command Control Ltd.....	152
Grimy Times.....	141	Sylmasta.....	134
H. & A. Models.....	142	The Gas Cupboard.....	145
Harburn Hobbies.....	145	The Hereford Model Centre.....	126
Hastington Models.....	141	The Hobby Goblin.....	141
Hatton's Model Railways.....	108 To 119	The Hobby Shop.....	152
Hayle Model Railway Club.....	102	The Model Shop.....	144
Hobbybase.....	139	The Model Tree Shop.....	134
Hobbyrail.....	141	The Tutbury Jinny.....	142
Hornby Hobbies Limited.....	156	Timber Tracks.....	143
Howard Scenic Supplies.....	152	Tony Oakes.....	102
Invertrain Model Railways.....	144	Topp Trains.....	144
Isinglass Models.....	142	Tower Models.....	123
Items Mail Order Ltd.....	144	Townstreet.....	142
Jacksons Models.....	141	Trainmodels.net.....	152
Joe Lock.....	102	Trains 4U.....	139
John Dufield.....	151	Trainstop.....	144
Just-Tracks.....	150	Train Tech.....	137 & 141
K & M Models.....	145	Tri-Angman.....	142
Liskeard Railway Models.....	104	Trident Trains Model Shop.....	144
Locomotion.....	133	U K Toy And Model Auctions Limited.....	102
Locomotion Models.....	141	Upstairs Downstairs.....	141
Lord And Butler.....	145	Vectis.....	107 & 153
Macs Model Railroad.....	144	Viking Optical.....	136
Mainly Trains.....	3	Waddell's Models.....	143
Mankim Models.....	150	Waltons Of Altrincham.....	152
Marcway Models & Hobbies.....	151	Westons Railways.....	143
Metcalfe Models & Toys Limited.....	12 & 13	York Modelmaking And Display Limited.....	142
Middleton Press.....	150	You Choos.....	140
Millennium Models.....	152		
Model Market Limited.....	152		
Model Rail Baseboards.....	144		
Model Railway Developments.....	152		

RETAILERS & MANUFACTURERS

MARCWAY POINTWORK

RENEW FOR QUALITY

Ranges available in gauges 1, 0, SM32, 00, EM, HO 0-16.5. All are ready to run and spray finished. SAE or phone for leaflet

Custom Pointwork

We construct custom pointwork & junctions in any gauge to your required specifications.
PHONE MARC WEAVER ON 01709 542951

GAUGE 1

Range of ready to run pointwork, includes curved points, 3 ways slips etc. Very sturdy construction and will stand up to rigours of heavy live steam + electric running inside or out. Available in rail types making perfect match to Peco or Tenmile tracks.
PRICES START £88.00 10', £93.00 15' Radius L or R.

SM32

Small ready to run range ideal as with G1 for garden & indoor use and built with rail types to match Peco or Tenmile. PRICES START £75.00 4' & 6' Radius L or R.

G SCALE

Built to your requirements phone Marc for a quote.

MARCWAY 0 Pointwork

Handcrafted with code 125 bullhead nickel silver rail matching Peco and G & L O gauge track. Built as per all our ready to run pointwork ranges with live frogs, are self isolating and rail built throughout with no cast or moulded parts.
48", 60" and 72" L or R Points.....£43.95
90" or 108" L or R Points.....£45.95
Diamond crossings 72" or 108" Angles.....£65.00
Diamond crossing with one curved for 72".....£72.00
72" radius double junction L or R hand.....£220.00
72" radius scissors crossover.....£220.00
72" crossovers facing (R) or trailing (L).....£109.00
Double slip point 72" radius angle.....£95.00
Double slip point 108" radius angle.....£109.00
Single slip point 108" radius angle.....£95.00
72"/48" radius curved point left or right hand.....£65.00
90"/60" radius curved point left or right hand.....£65.00
108"/72" radius curved point left or right hand.....£43.95
72" radius wye point.....£43.95
Catch point left or right hand.....£26.95
3 Way points equal 72" or 108".....£98.00
Tandem L or R 3 ways 72"/48" or 108"/72".....£119.00
Curved tandem L or R 3 ways 72"/48" or 108"/72".....£109.00
Straight track 1 yard.....£18.95
Curved track 1 yard to radius required.....£20.95
Half track in 2 yard pack including spare rails.....£27.50
Layout planner photoplans of 0 gauge range.....£9.95
INTRO OFFER 4 x 72" or 48" POINTS.....£159.00

MARCWAY Track Roller Gauge
Gauge 1 For Code 200 Rail Roller Gauge.....£11.95
0 Gauge Fine For Code 124/5 & 143/6 Rail Roller Gauge.....£9.95
0 Gauge Coarse & SM32 For Code 200 Rail Roller Gauge.....£10.25
00 Gauge Universal For Code 100 & 90 Rail Roller Gauge.....£5.50
00 Gauge Fine/Universal For Code 75 Rail Roller Gauge.....£5.50
EM Gauge Fine For Code 75 Rail Roller Gauge.....£5.50
TT Gauge Universal For Code 90 Rail Roller Gauge.....£5.50
N Gauge (N & 009) For Code 75 Rail Roller Gauge.....£5.00

YEARS - GAUGES 1, 0 (Fine & Coarse Scales SM32, 00, EM, NARROW GAUGES ETC. - SAE OR TELEPHONE FOR LEAFLET - CRAFTSMAN BUILT IN OUR OWN WORKSHOP

PROFESSIONAL POINTMAKERS

SMP

SCALEWAY TRACK

Code 75 Bullhead, plastic based. Flexible track - beautifully proportioned to capture trackwork of the British steam era.

J Scaleway 00 Nickel Silver Track (Box 10 yds).....	£43.00
K Scaleway EM Nickel Silver Track (Box 10 yds).....	£43.00
M Scaleway EM Phosphor Silver Track (Box 10 yds).....	£43.00
Also in 18.33 + 19.33 in N.S. & P.B.....	£47.00
00 36" Radius Point Kit Left or Right Hand.....	£7.99
All above plastic based and also available in Phosphor Bronze. SAE or phone for full SMP leaflet including PCB kits, sleepers, gauges etc.	
PCB PRE-CUT SLEEPERS	
00SLX 100 x 00 3.5mm x 32mm sleepers.....	£6.50
00SLX 1000 x 00 3.5mm x 32mm sleepers.....	£57.00
EMSLX 100 x EM 3.5mm x 36mm sleepers.....	£6.50
EMSLX 1000 x EM 3.5mm x 36mm sleepers.....	£57.00
OSL 100 x 0 6mm x 63mm sleepers.....	£9.95
OSLX 1000 x 0 6mm x 63mm sleepers.....	£89.00

www.smpscaleway.com

MARCWAY 00 & EM Pointwork

Handcrafted in either 00 or EM gauges with code 75 nickel silver bullhead rail and to match to SMP Scaleway track. Both 00 & EM ranges consist of curved points, slips, 3 ways etc. Also any type of custom work as required. Phone Marc Weaver on 01709 542951 to discuss your requirements
36", 48" or 54" Radius Points left or right hand.....£25.50
INTRO OFFER 4 x 36" or 48" points for £90.00

MARCWAY Cork Sheet

1/32 (8mm) Thick Sheet in 36" x 24" roll.....	£2.99
1/16 (1.5mm) Thick Sheet in 36" x 24" roll.....	£4.50
1/8 (3mm) Thick Sheet in 36" x 24" roll.....	£8.50
3/16 (4.5mm) Thick Sheet in 36" x 24" roll.....	£10.99

MARCWAY Point Levers

Lever come in 3 sizes and have built in Omega Spring Large(O).....£3.95 Medium(OO/EM).....£3.95 Small(N).....£3.95

MARCWAY Rails

All in 6 yard (915mm) packs	
Code 200 nickel silver bullhead rail (G1, SM32 & 0cs).....	£19.50
Code 200 nickel silver rail (Peco type G1, SM32 etc).....	£20.50
Code 200 brass bullhead rail (G1, SM32 & 0cs).....	£18.00
Code 148FB nickel silver flatbottom rail 0 USA & Modern Image.....	£11.50
Code 124FB nickel silver flatbottom rail 0 USA & Modern Image.....	£11.50
Code 100FB nickel silver flatbottom rail 0-16.5 & Peco 00HO.....	£8.75
Code 124BH nickel silver bullhead rail 0 gauge as Peco 00.....	£11.50
Code 125BH nickel silver bullhead rail 0 gauge correct section.....	£10.50
Code 90FB nickel silver flatbottom rail 00 semi fine & TT coarse.....	£8.50
Code 75FB nickel silver flatbottom rail 00HO fine & Peco fine.....	£7.50
Code 75FB nickel silver flatbottom rail 00 & EM fine & SMP 10 yds.....	£10.00
Code 75BH phosphor bronze bullhead rail 00/EM, SMP 10 yds.....	£10.00
Code 408H nickel silver bullhead rail N fine.....	£6.95

MARCWAY PCB Sleeper Strip

All in 18" packs to 1.6mm thick (Glass F)	
12mm wide x 1.6mm thick 1/16" (G & 16mm sleepers).....	£13.50
9mm wide x 1.6mm thick 1/16" (Gauge 1 & SM32).....	£11.50
7mm wide x 1.6mm thick 1/16" (0 Gauge).....	£9.50
6mm wide x 1.6mm thick 1/16" (0 Gauge standard/fine).....	£9.50
5mm wide x 1.6mm thick 1/16" (0 Gauge USA & 0-16.5).....	£9.50
3.75mm wide x 1.6mm thick 1/16" (00 & EM).....	£8.50
4mm wide x 1.6mm thick 1/16" (00, EM, S etc).....	£8.50
3mm wide x 1.6mm thick 1/16" (00HO, TT, HO).....	£8.50
2mm wide x 1.6mm thick 1/16" (N Gauge).....	£7.50
2.3mm wide x 1.6mm thick 1/16" (HO American).....	£8.50
4mm wide x 1.2mm thick SMP (00 & EM).....	£8.50
3mm wide x 1.2mm thick SMP (HO, TT, HO, 009).....	£8.50
3mm wide x 1.2mm thick SMP 25 packs 450 feet.....	£150.00

POSTAGE EXTRA

NEW OBSOLETE HORNBY

As well as current range we carry vast selection of new obsolete locos, rolling stock, Skaledale etc. Please phone for details or visit our small listing website www.modelrailways.me.uk or www.marcway.net

R4182 BR 61'6" Corri 1st CI Sleeper Coach 'E1268E'.....	£47.99
R4182A BR 61'6" Corri 1st CI Sleeper Coach 'E1261E'.....	£47.99
R4188A BR 68th Dining Car M231.....	£24.99
R4207A BR Mk1 Parcels (Eastern Region) 'E80617'.....	£24.99
R4209B BR Mk1 Composite Coach (Western).....	£23.50
R4212A BR Mk1 Parcel (WR).....	£22.00
R4214 Mid Mainline Mk3 Std CI Open Coach 42229.....	£24.99
R4226A ONE Railways Mk3 1st Class.....	£24.99
R4228 'The Northumbrian' 3X Coach Pack.....	£133.99
R4234A BR (ex LMS) Corri 1st CI Coach 'M1040m'.....	£36.99
R4237B BR (ex LMS) Full Brake 'M31004M'.....	£32.99
R4237A BR (ex LMS) Full Brake 'M31004M'.....	£34.99
R4240 FGW Mk2 Brake Standard Coach '9481'.....	£27.50
R4243 BR Ex GWR Brake Coach 'W5131W'.....	£25.00
R4245 ONE Driving Brake Van.....	£24.99
R4247 Midland Mainline Mk3 1st Class Buffet.....	£24.99
R4252 'The Talisman' 3X Coach Pack.....	£59.99
R4255 'The Master Cutler' 4X Coach Pack.....	£173.99
R4260A BR 61'6" Corridor Brake Coach 'E10101E'.....	£47.99
R4260B BR 61'6" Corridor Brake Coach 'E10080E'.....	£47.99
R4261A BR 61'6" Corridor 1st CI Coach 'SC11026E'.....	£47.99
R4261B BR 61'6" Corridor 1st CI Coach 'E11025E'.....	£47.99
R4262A BR 61'6" Corridor 3rd Class 'E12699E'.....	£47.99
R4262B BR 61'6" Corridor 3rd Class Coach 'E12704E'.....	£47.99
R4263A BR 61'6" Buffet Car 'E9127E'.....	£47.99
R4263B BR 61'6" Buffet Car 'E9132E'.....	£47.99
R4264A BR 61'6" Corridor 1st CI Sleeper 'E1235E'.....	£47.99
R4264B BR 61'6" Corri 1st CI Sleeper Coach 'E1237E'.....	£47.99
R4270 BR (Ex SR) Brake Coach.....	£24.99
R4274A Pendolino Standard Open '69712'.....	£32.99
R4275 BR Mk3 Trailer Guards Standard Coach.....	£24.99
R4288 GNER Mk4 Restaurant.....	£24.99
R4292 GWR Brake Coach '5121'.....	£29.99
R4298A SR Maunsell Corridor 1st Class Coach.....	£31.99
R4303A BR Maunsell 1st Class Coach '7228'.....	£29.49
R4340A BR Maunsell Passenger Brake 'Van C' 763.....	£26.00

0114 2449170

0114 2619729

MARCWAY SCALE MODELS

marcway.net

VISIT OUR SPACIOUS SHOP -

1200sq ft Sales Area

598-600 ATTERCLIFFE RD,

SHEFFIELD S9 3QS

SHOP OPEN 10am-5pm

6 days a week

Phone, Fax or Post your order. marcway.net has full Marway Pointwork list
HORNBY & SCALETRIX MAIN AGENTS Peco - Farish - Gaugemaster - Bachmann etc. Sets, Train Packs, Locos & Rolling Stock, Track Controls & Accessories etc. Also modellers tools, airbrushes, paints, plastic, metal and wood section and sheet. Secondhand equipment bought and sold. Vast selection combined with helpful & friendly service - Free technical advice by phone or in store

SITUATED 2 MILES FROM M1 JUNC 34 (Meadowhall Exit) 200yds from Attercliffe Tram Stop

BILL HUDSON BOOKS

Please visit our totally revamped site.
Now with secure online ordering!

www.billhudsontransportbooks.co.uk

Tel/Fax: 01629 580797

Please visit: Matlock Station, Station Yard, Matlock DE4 3NA

Strawberry Line Miniature Railway

The Strawberry Line Miniature Railway on Saturday 3rd August will be opening the only gravitational hump yard in the world in miniature railways.

Now Open: Country Park Models

Email: info@strawberryminirail.co.uk • Phone: 0117 9860124 • Mobile: 07960 151286
Britannia House, Avon Valley Country Park, Pixash Lane, Keynsham, Bristol, BS31 1TS



THE HOBBY SHOP

www.hobb-email.com

Exclusive Shepherd Neame
Reliant 3 Wheel Van
from Oxford in stock NOW!

122 West Street, Faversham, Kent, ME13 7JB Tel: 01795 531666



HOWARD SCENIC SUPPLIES

www.howardscenicsupplies.co.uk

Email: sales@howardscenicsupplies.co.uk Tel: 01206 576317

Hand Made Bushes

ONLY £5.99
Per Pack



GEOFF GAMBLE BOOKS

Railway book specialist covering UK and overseas prototypes, also modelling, bus, tram and shipping books. Book searches a pleasure. Many books POST FREE.

Visit <http://www.geoffgamblebooks.co.uk>
for further details. On-line ordering on
www.rail-books.co.uk Tel: 01293 406137

THE HOBBY SHOP

www.hobb-email.com

Exclusive Shepherd Neame
Reliant 3 Wheel Van
from Oxford in stock NOW!

122 West Street, Faversham, Kent, ME13 7JB Tel: 01795 531666



Millennium Models

Hornby, Bachmann, Peco and more.

New and Secondhand stock

Jarvis, Dapol, Metcalfe, Corgi, Oxford

67 Queen Street, Morley, Leeds LS27 8EB

Tel: 0113 2189286 www.millennium-models.co.uk

TrainModels.net

We stock brand new and older model railway items. We will beat any price, where possible. Free postage is available, check website for details.

www.trainmodels.net

Tel: 0114 2972287

Text: 07763 836082

Email: BRM@trainmodels.net

WANTED

Are you thinking of selling your collection? We are looking to purchase collections of model railways of all makes and gauges, and any quantity no matter how large or small. We pay cash and collect from your door, where possible.

Send S.A.E for printed catalogue:

PO Box 3393, Sheffield, S6 6WX

Model Market Limited.

HORNBY

DCC concepts

Digital plus[®]
by Lenz

ESU
Electronic Solutions Unit

Lok Sound
Lok Pilot

Loco Renaming & Renumbering Plus Our Own Special Editions

www.ModelMarket.co.uk

07890 - 095933



NEW Turntable Mechanism
Electro-mechanical indexing (as shown) ensures accurate positioning. Speed control and direction. Use alone or DCC.



www.emardee.org.uk



Always looking to bring you the best in
Digital Command Control systems and support


For further details please send a SAE to:

SCC Ltd, PO Box 381, Abingdon SO, OX13 6YB Tel: 01865 730455

Or visit our website at: www.scc4dcc.co.uk Email: info@scc4dcc.co.uk



SOLDERING IRONS & ACCESSORIES



86 page paperback with many illustrated examples to help you get started as well as improving your soldering.

Now reprinted for the 8th time

£3.99

+ £1 Postage

Trade enquiries welcome for this book

BREWSTERS Ltd
112 New George Street, Plymouth PL1 1RZ

Phone 01752 665011

ANTEX SOLDERING IRONS
CS18 18W IRON £20.99
Postage £2.50

The ANTEX CS18 18 Watt Soldering Iron comes fitted with 2.3mm bit. This iron is ideally suited for 1/2" gauge modelling as well as all types of electronic soldering. We stock a range of bits for this iron. See websites below

XS25 25W IRON £21.45
Postage £2.50

Slightly larger than the CS18 the XS25 is fitted with a 3mm bit. This iron is ideally suited to all work around a 00 gauge layout including soldering to track. A range of additional bits are available for this iron. See Website below for more information on both irons

Our Full Soldering Catalogue Containing Over 200

Items is on our Websites @

www.soldering-shop.co.uk

www.brewstersbatteries.co.uk

ALL MAJOR CREDIT/DEBIT CARDS ACCEPTED

WALTONSMODELS.CO.UK

Where Will Your Hobby Take You Today?

Figures from £5.20

Peco Accessories from £1.60



Hornby DCC NMRA decoder only £13.75

Crosfield Chemicals
Limited Edition
3 x Wagons
£29.95



info@waltonsmodels.co.uk 0161 928 5940

30 Stamford Street, Altrincham, Cheshire, WA14 1EY



CONNOISSEUR MODELS

0 Gauge Etched Locomotive, Wagon & Carriage Kits
Website & On Line Catalogue
www.jimmcgeown.com

or Send 2nd Class Address Label For Free Printed Catalogue
1 Newton Cottages, Nr Weobley, Herefordshire HR4 8QX

Vectis
AUCTIONS LTD
COLLECTABLE TOY SPECIALISTS



VISIT THE VECTIS WEBSITE

You will find listings of all our Train auctions from 1999, including all prices realised for any train we've sold over the past decade.

WWW.VECTIS.CO.UK

DURHAM TRAINS OF STANLEY

MORE THAN JUST A MODEL SHOP

WE STOCK ALL MAJOR BRITISH OUTLINE ROLLING STOCK AND SCENICS AS WELL AS OXFORD DIECAST. WE ALSO OFFER A CHIP FITTING SERVICE RTO READY AND HOME DCC READY LOCOS AND SERVICE MOST MAKES OF LOCOS. JUST CLICK ON OUR WEBSITE FOR MORE INFORMATION. WE ALSO HAVE OVER 3000 ITEMS FOR SALE ONLINE.

4 STATION ROAD, STANLEY, CO.DURHAM, DH8 0JL • SHOP OPEN MON-SAT 9.30-5.00
TEL: 01207 233546 • WWW.DURHAMOFSTANLEY.CO.UK • EMAIL: SALES@DURHAMTRAINSOFTANLEY.CO.UK

roxeymouldings.co.uk

Your website for finescale locomotive, carriage and wagon kits in 00 and 0 gauges. A wide range of accessories in stock from Slater's, Markits, Romford, Alan Gibson and our own etched detail frets. Motors from Mashima and Tenshodo with gears and gearboxes from Markits and Roxey. Markits 00 rolling stock wheels and our own turned steel wheels for 0 gauge. Ixion 0 gauge ready to run locos. For Exhibition sales only, we stock solder, flux and Precision Paints.

Roxey
MOULDINGS

58 Dudley Road, Walton-on-Thames, Surrey KT12 2JU

Tel: 01932 245439

Roxey
MOULDINGS

Roxey Mouldings

58 Dudley Road, Walton-on-Thames, Surrey, KT12 2JU

Tel: 01932 245439

WEBSITE and ONLINE SHOP: www.roxeymouldings.co.uk

e-mail: dave@roxeymouldings.co.uk

Dave Hammersley has been designing finescale kits since 1972. The range now contains a wide selection of kits in both 00 and 0 gauge for coaches, Electric Multiple Units, locomotives and wagons, plus accessories.

Kits are available covering the Southern Railway, including EMUs, and its constituents, the LSWR, LBSCR & SECR, the Great Western Railway, the Metropolitan Railway, the Somerset & Dorset Railway, the Midland and South Western Junction and the Kent & East Sussex Railways. My narrow gauge range covers unusual prototypes for 009 and a selection of Isle of Man coaches.

Complementing the kits are etched and cast detailing parts, turned steel rolling stock and diesel locomotive wheels, gearboxes, Mashima & Tenshodo motors and motor bogies and Markits/Romford gears, wheels and accessories. The latest additions are the Ixion range of ready to run 0 gauge locos. I also stock Phoenix-Precision paints, solders and fluxes, but these are currently only available for exhibition sales.

Pay by PayPal, Cheque or Card.

Visit the website for the secure

Roxey online store, or give me a ring.



7F4 LBSCR Stroudley Goods Brake



7L10 SECR P Class 0-6-0T



7EMU2
SR 3SUB
EMU

BRM NEXT MONTH

ON SALE
12th June!



LADESIDE DIESEL DEPOT

Green diesels abound on this atmospheric extension to Mike Bisset's famous St. Marnock Engine Shed.

PLUS

▶ *Multi-media cattle wagons*
▶ *Nigel Burkin fits DCC diesel sound* ▶ *Budget upgrades for old Lima rolling stock*



BEDLAM HEATH

George Woodcock's nostalgic trip back to the Southern Region in BR blue days.

CHARWELTON FAREWELL

After a long and successful exhibition career, this popular OO layout has been retired and sold. Join us for one final day's linesiding on the GC London Extension.



ALSO NEWS & REVIEWS ▶ Q&A ▶ EVENTS ▶ TRIED & TESTED AND MUCH MORE...



Tel: 01691 774455
Fax: 01691 778866
e-mail: sales@dapol.co.uk

Model Railway Company

www.dapol.co.uk

Dapol Limited, Gledrid Industrial Park, Chirk, Wrexham, LL14 5DG

'N' releases in May

Hall



- 2S-010-002** - Cranmore Hall BR Lined Green (Late Crest) 4914
2S-010-002D - Cranmore Hall BR Lined Green (Late Crest) 4914 DCC
2S-010-003 - Priory Hall GWR Lined Green Great Crest Western 4958
2S-010-003D - Priory Hall GWR Lined Green Great Crest Western 4958

9F



- 2S-013-000** - 9F BR Late Crest 92088 BR1C Tender 1121
2S-013-000D - 9F BR Late Crest 92088 BR1C Tender 1121 DCC
2S-013-001 - 9F BR Late Crest 92226 BR1G Tender 1537
2S-013-001D - 9F BR Late Crest 92226 BR1G Tender 1537 DCC

Also released this month include;

- 2D-003-006** - D1065 Western Consort BR Maroon SYP
2D-003-006D - D1065 Western Consort BR Maroon SYP DCC
2D-003-007 - D1012 Western Firebrand BR Maroon SYP
2D-003-007D - D1012 Western Firebrand BR Maroon SYP DCC
2D-003-008 - D1000 Western Enterprise BR Maroon SYP Weathered
2D-003-008D - D1000 Western Enterprise BR Maroon SYP Weathered DCC
2D-003-009 - D1045 Western Viscount Maroon FYP Weathered
2D-003-009D - D1045 Western Viscount Maroon FYP Weathered DCC
2D-003-010 - D1062 Western Courier BR Blue FYP Weathered
2D-003-010D - D1062 Western Courier BR Blue FYP Weathered DCC
2D-003-011 - D1009 Western Invader BR Blue FYP Weathered
2D-003-011D - D1009 Western Invader BR Blue FYP Weathered DCC
2F-071-007 - SR 7 Plank 37459
2F-071-008 - SR 7 Plank 37459 Weathered
2F-036-019 - Bulk Grain Hopper GWR Avonmouth
2F-036-020 - Bulk Grain Hopper GWR Avonmouth Weathered

'OO' releases in May



- 4F-072-005** - 7 Plank 9FT W/B - Ace of Clubs
4F-072-006 - 7 Plank 9FT W/B - Ace of Clubs Weathered



- 4F-034-019** - 21T Hopper - Pilkington
4F-034-020 - 21T Hopper - Pilkington Weathered



- 4F-016-007** - Banana Van - Geest
4F-016-008 - Banana Van - Geest Weathered

Also released this month include;

- 4D-003-008** - Western Fusilier BR Maroon SYP D1023
4D-003-009 - Western Cavalier BR Blue FYP D1021
4F-090-005 - 9 Plank Wagon - BR E30946
4F-090-006 - 9 Plank Wagon - BR E30946 Weathered
4P-010-028 - 57 FT Stanier Non Corridor Brake LMS Maroon Lined 25248
C099B - 57 FT Stanier Comp Non Corridor BR Lined Maroon M19172M
A23 - Salt Van Unpainted
A24 - Lime Wagon Unpainted

All product release dates correct at time of going to press

APPROVED

DAPOL ★ GOLD ★
STOCKISTS

The following retailers carry stocks of all new monthly products

ALTON: **Alton Models** tel:01420 542244
 ARUNDEL: **Gaugemaster** tel:01903 884321
 AXMINSTER: **Buffers Model Railways** tel:01297 35557
 AYLSHAM: **Bure Valley Railway** tel:01263 733858
 BARROW IN FURNESS: **Crafty Hobbies** tel:01229 820759
 BIDEFORD: **Osborn's Models** tel:01237 423453
 BRISTOL: **Model Railways Direct** tel:01275 774224
 BURTON-ON-TRENT: **The Tutbury Jinny** tel:01283 814777
 CAMBORNE: **Kernow Model Railway Centre** tel:01209 714099
 CARLISLE: **C & M Models** tel:01228 514689
 CHELTENHAM: **Cheltenham Models** tel:01242 523117

HEREFORD: **Hereford Model Shop** tel:01432 352809
 KIDDERMINSTER: **DMB/Footplate Models** tel:01562 750076
 LIVERPOOL: **Hattons** tel:0151 733 3655
 NANTWICH: **Trident Trains** tel:01270 842400
 NORTH LANCING: **Morris Models** tel:01903 754850
 ROCHESTER: **The Signal Box** tel:01634 826370
 SHEFFIELD: **Rails of Sheffield** tel:01142 551436
 STROUD: **ANTICS** tel:01453 825381
 SHEPTON MALLETT: **East Somerset Models** tel:01749 880651
 YORK: **Monk Bar Model Shop** tel:01904 659423

HORNBY®

www.hornby.com

4wDM
Sentinel



The Little Industrial Mover..



R 3178 'NCB' 4wDM Sentinel



R 3180 'Tarmac' 4wDM Sentinel - Weathered



R 3179 'Esso' 4wDM Sentinel

- Diecast chassis
- Cab detail
- Separately fitted wire handrails
- Sand pipes
- Metal etched radiator grill
- Coupling blanking plate
- Separate windscreen wipers
- Chain drive variant
- Diecast footplate
- Smooth, scale speed running
- Driven off all axles
- DCC Ready
- Flywheel drive
- Pickups on all wheels

DCC
READY