

**WIN!** A Dave Lowery painted Class 24



No. 229 December 2016 £3.95

# MODEL RAIL

## Perfect Landscapes

**34** pages of tips, techniques and inspiration to achieve the best scenery

### Including...

Re-create real scenes in miniature

Layout ideas for winter and autumn

Make realistic fields

Build the ultimate **space-saving** layout

**3** ways to transform your '37s' this weekend!

### Workbench

**FIVE** techniques you can master

- Create complex liveries
- **Solder whitemetal**
- Install buildings
- **Build laser-cut kits**
- Make realistic cobbles

**PLUS**

Techniques to boost building realism





## Just Plug™ LIGHTING SYSTEM

Create a realistic layout using the **Just Plug™ Lighting System**! Light up city streets, rural roads, goods yards, depots and pavements!

- No electrical knowledge or special tools required!
- Just Plug works for all scales!
- Individual bulb brightness can be controlled with a click of button!
- Online Tutorials - click on the YouTube logo on our homepage for tutorial videos



### GET STARTED!

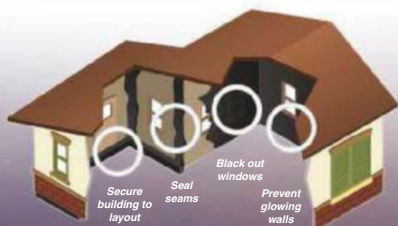
#### LIGHTS AND HUB SET

- Quickest way to add lights to any project
- Includes 2 Warm White LED Stick-on Lights
- Regulate light brightness with individual dimmer controls
- Add an optional Auxiliary Switch (**WJP5725**) for convenient operation



#### LIGHT BLOCK KIT (WJP5716)

- Keep light inside a building
- Black out windows to indicate unlit rooms
- Block light with Ribbon Putty
- Paint walls with Masking Paint to keep light from glowing through walls
- Masking Paint (2 fl oz) Ribbon Putty (2 rolls)



### EXPAND YOUR LAYOUT!

#### EXPANSION HUB

- Expand your Just Plug™ Lighting System quickly and easily.
- Use the Expansion Hub to connect up to 4 Light Hubs.
- Includes 4 Connecting Cables to connect to Light Hubs
- Add an optional Auxiliary Switch (**WJP5725**) for convenient operation



#### LIGHT DIFFUSION WINDOW FILM (WJP5715)

- Eliminates the need for a building interior and diffuses light evenly
- Blocks the outside view through the windows of an empty building
- Use optional Window Tint together with Diffusing Film to adjust light





# Opening the box



A YEAR OF  
**MODEL RAIL**  
FROM JUST  
**£37**  
SEE PAGE 96



**I've just** finished reading Squadron Leader Bob Tuxford's memoir *Contact!* in which he consistently tries to avoid the hated desk job, known as 'flying the mahogany bomber'. I thought it was such a wonderful euphemism that I wondered what the railway modelling equivalent is? The 'MDF footplate', perhaps?

Reading this book on a recent holiday to Scotland got me thinking. Bob wanted to avoid sitting in an office, preferring to fly. All the other magazine titles that I can see from my 'MDF footplate' have an outdoors theme, from horse riding, bird watching and walking, to gardening - and even photography.

Many hobbies take place outdoors... except for railway modelling. Modellers tend to shut themselves away in sheds and lofts to carry out the hobby. Luckily, however, we railway modellers are well-rounded people, and have a multitude of other interests, most of which do include being outside.

It's good to explore the great outdoors. My recent travels through the Highlands gave me an overwhelming number of layout ideas.

But being outdoors in autumn highlighted something else. It's the only way to properly study the landscape, to get a feel for its shape and colours.

We can and - if the forums are any indicator - do spend hours arguing over the specific shade of paint used on such and such locomotive. The colour of the scenery is, sometimes, of secondary importance. But the

only way to achieve scenic realism is to pay as much attention to the colour of the landscape as the trains.

There's very much an outdoor theme to this issue, as our team of experts guide you through the surprisingly tricky issue of creating realistic landscapes. The majority of modellers consider scenery to be the best and most fun part of layout construction, but it's not always as straightforward as it looks. Peter Marriott and Dave Lowery have replicated real landscapes to illustrate a variety of scenic techniques, while Chris Leigh tackles the more urban landscape on his harbour layout. We've also got a couple of miniature farming projects, as well as a selection of layouts that we reckon feature some of the most realistic model landscapes around.

Why not head out to enjoy the scenery? You could always take *Model Rail* with you...

■ I'd quickly like to thank Michael Leon for adding a little bit more to the mystery of the Festival of Britain, which we covered in MR227. He kindly pointed out that Piers Connor's *'R' Stock Story* contains photographs of 'R49' car 23231, which was displayed at the South Bank Exhibition. Says Michael: "It was one of the first aluminium constructed cars built for London Transport. Although it was painted red, one end was left unpainted to show off its aluminium body."

**Richard Foster**

## MEET THE TEAM

**Q: Which station would you most like to live in?**



**Richard Foster**  
Editor  
Has to be Lynton for me. I have had a taste - a week's holiday back in 1996!



**George Dent**  
Deputy Editor  
My namesake station, Dent. High on a hill, on the Settle-Carlisle - breathtaking scenery!



**Chris Leigh**  
Consultant Editor  
The now privately owned Much Wenlock station building has always been the dream.



**Mike Harris**  
Staff Writer  
Glenfinnan would make a fantastic Highland retreat. What a great-looking building, too!

## Regular Contributors



**Peter Marriott**  
Scenics Specialist



**Chris Nevard**  
Photographer



**Dave Lowery**  
Modelling Consultant



**Ben Ando**  
Modern image 'N' gauge



**Paul A. Lunn**  
Layout design Consultant



# December

13



- 28 **34** pages of tips, techniques and inspiration to achieve the best scenery
- 34 **including...** Re-create real scenes in miniature
- 38 **Layout ideas** for winter and autumn
- 64 **Make realistic fields**
- 72 **Build the ultimate space-saving layout**
- 48 **3 ways to transform your 37½" this weekend!**
- 90 **Workbench** Build techniques you can master: Create complex curves, Solder whitmetal, Build laser-cut kits, Master realistic cobblestones


Cover: Pendon's 'Vale Scene' - see page 6.  
CHRIS NEVARD

## What's New

- 6 Big Picture**  
COVER STORY You can't talk about perfect landscapes without reference to the superlative work carried out at Pendon Museum.
- 8 News**  
Hatton's announces two new items of rolling stock and Dapol goes for a watertower with a difference.
- 12 Reviews**  
Golden Valley Hobbies O-6-OT and a people-fitted '101' come under scrutiny this month.

## Features

- 16 LAYOUT: Oldshaw**  
Alan Bevan and Nick Goward explain why this layout attracts so much interest when it appears on the market.
- 27 Win an exclusive '24'**  
Turn to page 27 to find out how you could get your hands on this Dave Lowery-painted model.
- 28 Layouts to learn from**  
COVER STORY Mike Harris selects five layouts from the past two years that represent the cream of scenic realism.
- 38 Depict different seasons**  
COVER STORY He's a man for all seasons - Paul A. Lunn encourages us to build layouts that aren't just set during the summer.
- 78 LAYOUT: Broadwater Jct**  
Ed Purcell discusses the leisurely pursuit of watching trains, and the less leisurely practice of building a layout to suit.





Looking for an article from a previous issue of MR? Search the online index at: [www.ukmodelshops.co.uk/ModelRail](http://www.ukmodelshops.co.uk/ModelRail)



## Regulars

- 27 Ideas For Layouts**  
Another exclusive publication featuring 18 track plans you can build.
- 47 Exclusive 'USA' offer**  
Order our exclusive 'OO' gauge 'ready-to-run' 'USA' 0-6-0Ts.
- 94 Show & Tell**  
Another selection of YOUR modelling projects.
- 96 Subscribe to Model Rail**  
Check out this month's special subscription offer.
- 98 Model Rail exclusives**  
Order your limited edition Model Rail models.
- 100 Exhibition Diary**  
What's on in your area.
- 143 Model Rail DVD offer**  
Exclusive Model Rail DVDs and great gift sets.
- 144 Index of Advertisers**
- 145 Backscene**  
The Old Sage, Chris Leigh, offers some more modelling miscellany.
- 146 Next Issue**  
A sneak peak at what's in store for the next exciting issue of Model Rail.



**MODEL RAIL**  
**PAY LESS WHEN**  
**YOU SUBSCRIBE**  
TURN TO PAGE 96 TO FIND OUT MORE

## Workbench

- 34 Model a real-life scene**  
There's no substitute for the real thing, so Peter Marriott tries to re-create a miniature replica of a scene from a photograph.
- 44 Re-create a scenic view**  
Nature comes up with some grand designs - as does Dave Lowery, in this tutorial on how to go about copying it.
- 48 Create 21st-century '37s'**  
Class 37s are still hard at work on the rail network - and in some exciting liveries. George Dent creates an eye-catching duo.
- 56 Install buildings**  
Making the buildings is only half the job. Installing them is a different matter altogether, as Chris Leigh explains.
- 64 Create farming scenery**  
Richard Foster, Dave Lowery and Peter Marriott get their wellies on and show you how to model agricultural scenery with accuracy.
- 72 Build the ultimate space saver**  
Taking a break from his 'Forest of Dean' layout, Chris Nevard set himself the task of building a micro layout in just one week.
- 77 Plant a model maize field**  
He's an expert in this particular field - Peter Marriott tried out JTT Microscale's product and shows you the best way to plant miniature maize.
- 90 Build a bus station**  
In the latest instalment of Clive Hardwick's scratchbuilding odyssey, he tackles the stylish Northampton Derngate bus station.

**WIN** this model see page 27



TO THE TRAINS →



# THE BIG PICTURE

**Photography:** CHRIS NEVARD

**Words:** RICHARD FOSTER

We've published this fabulous Chris Nevard photograph of Pendon Museum's 'Vale Scene' before - but you can't talk about perfect landscapes without reference to the superlative work carried out in this corner of Oxfordshire.

We recommend that readers visit Pendon's museum quite frequently, and with good reason. You may not have the space, you may find the level of modellers' skills overwhelming, and you may have no interest in the subject matter, but you will be able to take something away from this grand vista of 1930s England.

For me, it's the sense of space. The 'Vale Scene' is very big, but it's the way that the railway flows through the landscape that makes it look right. Complemented by natural colours and textures and believable undulating hills, it looks real, whether you're looking at it in a photograph or in the flesh. Trying to achieve that sense of space - even in a considerably smaller setting - is at the top of my modelling ambitions list!

Why not make a visit to Pendon your New Year's resolution for 2017?









# Model News



**RICHARD FOSTER** brings you the biggest stories from the model railway trade and progress reports on products currently in development.

## HATTON'S EASTERN PROMISE

**H**atton's has commissioned two new items of rolling stock... direct from a Chinese factory. The new models fill significant gaps in the ranks of ready-to-run models.

First is the Beilhack ZZA snow-plough. These were built in the 1980s using redundant Class 40 and Class 45 bogies, and all variants - including Railtrack examples fitted with solar panels - will be catered for. The model will have NEM coupler pockets, sprung buffers and will be fully decorated (including the side frames) while the brake pipes and lamp irons will be factory-fitted. BR, Railtrack and Network Rail liveries will be available, and the price will be £43.00.

Also on the drawing board is the 'Warwell' 50t bogie well wagon, which will be offered for 'OO' and 'O'. Introduced during the Second World War, Hatton's model will include post-war modifications, such as Gloucester GPS bogies and different decks. The models in both scales will be designed so that the wagon can be produced with or without the screw jacks and other parts removed for use in BR service. Liveries are to include War Department, Ministry of Defence and BR brown, grey and black.

The 'OO' model is to cost £37.00 while the 'O' gauge version will retail at £85.00.

**Availability:** Hatton's.

**Web:** [www.ehattons.com](http://www.ehattons.com)



PAUL BARTLETT



LES NIXON

## MATERIAL MANOEUVRE

Albion Alloys now distributes the Maquett range of plastic construction components. Maquett offers a vast selection of angle and strip, as well as flat and corrugated styrene sheet and meshes, plus some brass etches. To find out more, or to order a Maquett catalogue, go to [www.albionalloys.co.uk](http://www.albionalloys.co.uk), or write to 518 Wallisdown Road, Bournemouth, Dorset BH11 8PT.

## WATERTOWERS OF POWER

Dapol is to produce a 'ready-to-plant' GWR watertower... with a difference. It will produce two versions - one with a coned top and the other with a flat top - and they will be made in finely moulded plastic with etched parts. However, what makes this model different to other similar offerings is that not only will a motorised version be offered, where the arm swings out over the locomotive, but it will have sound effects too, including conversations between the driver and the fireman.

**Price:** £25 (static), £50 (motorised/sound-fitted)

**Availability:** Dapol stockists or [www.dapol.co.uk](http://www.dapol.co.uk)



## PROPER HOPPERS



It might look like a standard wooden-bodied van, but

Connoisseur Models' latest rolling stock kit actually depicts a hopper wagon. It is to produce the LNER Dia. 37 wooden-bodied hoppers, introduced in 1931 and designed to be loaded from temporary facilities in country goods yards.

Connoisseur's kit promises a sophisticated but straightforward kit, and includes a pre-formed brass roof and an extensive 13-page instruction booklet.

**Price:** £80.00

**Availability:** Connoisseur Models, 1 Newton Cottages, Nr Weobley, Herefordshire HR4 8QX.

**Web:** [www.jimmcgeown.com](http://www.jimmcgeown.com)







## ...STOP PRESS...

Bachmann's 'OO' gauge Wickham trolley arrived in the *Model Rail* office just before this issue closed for press. See next month's issue for a full review.

Keep up to date with  
*Model Rail* News online.



## Got a news story or new product?

Send your press releases, details and high-resolution images to [mike.harris@bauermedia.co.uk](mailto:mike.harris@bauermedia.co.uk) or telephone 01733 395149



## SEVEN '92s' FROM REVOLUTION



Revolution Trains has asked us to point out that it will be offering seven versions of its 'N' gauge crowd-funded Class 92 project (MR228) and not four. The additional '92s' are 92036 *Bertolt Brecht* in BR 'triple grey' but with EWS logos, 92032 *IMechE Railway Division* in GBRf blue and an unnumbered 'triple

grey' option. For more, see [www.revolutiontrains.com](http://www.revolutiontrains.com)

Meanwhile, DJM has unveiled two new liveries for its crowd-funded 'N' and 'OO' gauge Class 92: 92029 in Railfreight 'triple grey' with EWS logos and an unnumbered 'triple grey' version. Both will have a sound-fitted option. See [www.djmodels.co.uk](http://www.djmodels.co.uk)

## OSBORN'S 'A4' VALANCING ACT



Osborn's Models has commissioned a limited run of Dapol's new LNER 'A4' with valances as No. 4903 *Peregrine* in Garter blue with red wheels. No. 4903 was the last 'A4' built and the model, limited to 150 pieces, commemorates the 50th anniversary of when the locomotive - No. 60034 *Lord Faringdon* in BR days - was withdrawn.

Osborn's has also commissioned a complementary limited edition train pack. The 'Scarborough Flier' also includes six Dapol Gresley coaches, a circuit of Kato track and a controller.

**Price:** £149.95 (train pack £229.50).

**Availability:** Osborn's Models.

**Tel:** 01237 423453.

**Web:** [www.osbornsmodels.com](http://www.osbornsmodels.com)

■ Gaugemaster has also commissioned a limited edition 'A4'. Its offering depicts No. 4488 *Union of South Africa* in original 'Coronation' condition - in Garter blue, but with 'stainless steel' numbers and letters. RRP is £149.95 and it's available from [www.gaugemaster.com](http://www.gaugemaster.com)

## CRIMSON 'DUFFS'

Kernow Model Rail Centre has started seeing red... thanks to its latest limited edition. It has commissioned 512 Bachmann Class 47s as 47973 *Midland Counties Railway 150 1839-1989*, in commemorative pseudo-Midland Railway crimson livery. The models are currently in stock.

**Price:** £149.99 (DCC fitted: £169.99, sound fitted: £249.99).

**Availability:** Kernow Model Rail Centre. **Tel:** 01209 714099. **Web:** [www.kernowmodelrailcentre.com](http://www.kernowmodelrailcentre.com)



## BACHMANN GETS DIE-CAST RANGE

Bachmann Europe plc has acquired 1:76 die-cast vehicle specialist Exclusive First Editions. Bachmann has distributed the EFE range of buses, lorries and London Underground trains since 2013.

Bachmann Europe MD David Haarhaus said: "We are delighted to incorporate another high-quality addition to our existing model and hobby portfolio. We are looking forward to further developing the existing items, and delivering new models to the many EFE collectors and discerning enthusiasts around the world."

## STOCK AND ORE

Irish Railway Models is a newcomer to the Irish ready-to-run market, but it has certainly made its presence felt by unveiling its third wagon project: bogie open wagons, built by CIÉ in 1977, to move zinc and lead ore from Tara Mines' facilities at Navan, Co. Meath, to Dublin. These wagons form Ireland's heaviest daily freight trains. Prices and liveries have yet to be confirmed.

IRM's first project, the CIÉ/Wessoe four-wheel ballast hopper (MR216) has reached the tooling stage. In the meantime, IRM has also received the first engineering prototypes of its second project, CIÉ's cement 'bubble' wagon. Some 150 'bubbles'



were built between 1964 and 1972 and were a common sight until they were withdrawn in 2009. IRM is to produce 12 running numbers across the four triple-packs to allow prototype rakes to be formed. Each pack has an RRP of €125.00 (approx. £110). Delivery is expected for Easter 2017.

**Web:** [www.irishrailwaymodels.com](http://www.irishrailwaymodels.com)



Cab interior lighting  
with 'soft on/off' to  
replicate tungsten  
40W bulbs

# Your chance to own

New super-capacitor technology  
for enhanced 'stay alive'  
capability

Premium ZIMO sound decoder  
providing 29 actions and  
3 Watt audio output

Finely moulded  
'Oleo'-branded buffers fitted  
with softly-sprung turned metal heads

Correct pattern wheelsets  
factory-fitted in a choice of OO, EM & P4  
gauges - another first for a ready-to-run locomotive.

Heavy die-cast chassis with  
powerful five-pole motor and twin  
flywheels for good traction and smooth operation

- **BR Green & Blue (1958 to date)**
- **Ready-to-run in OO, EM or P4 gauge**
- **Truly revolutionary digital driving experience**
- **DCC Sound, Super-capacitor 'stay alive' and DC (analogue)**

Period specific detailing such  
as footstep covers, exhaust port  
location and front end door plating

## BR Sulzer Type 2 (Class 24)

**D5000 BTC LAST FEW**  
(Green, waist band)

**D5016 BR Green**  
(without warning panels)

**24081 SOLD OUT**  
(BR Blue)

**24063 BR Blue**  
(illustrated above)

**D5098 SOLD OUT**  
(Green SYP)

**D5107 BR Green**  
(with small yellow panels)



For the full story, prices and to download  
the free operating manual, please visit:

**[www.sulzertype2.com](http://www.sulzertype2.com)**

**01780 470086**



Search YouTube for 'SLW Class 24'  
Find us on Facebook: [suttonslocoworks](https://www.facebook.com/suttonslocoworks)





# the ultimate 4mm scale diesel locomotive model

Unique sound system using  
twin smartphone speakers  
in resonance boxes

Simple PCB with industry  
standard connectors for  
electrical integrity.

**ORDER NOW FOR CHRISTMAS!**  
**MODELS AVAILABLE FROM STOCK TODAY**

Incredibly detailed cab with desks, seats and  
bulkhead warning notices that can  
actually be read under a  
magnifying glass!

Incredible bogie detail  
with real metal springs and  
photo-etched bogie side frames

Machined metal gearbox with  
worm drive and low-friction gear train  
driving steel axles set in brass bearings

Provision for tension lock couplings  
(supplied) in NEM pocket with full  
kinematic extension movement

Fully populated  
bufferbeam with pipes,  
cables and screw-links

Photo: [www.hornbymagazine.com](http://www.hornbymagazine.com)

## Don't take our word for it...

*"The SLW Class 24 looks the part, runs  
very well, and is probably the best  
off-the-shelf model we have ever  
seen. It has truly raised the bar."*

STEVE FLINT, EDITOR - RAILWAY MODELLER

*"This locomotive is something special.  
Stunning detail and outstanding  
sound performance make this  
a highly desirable model."*

MIKE WILD, EDITOR - HORNBY MAGAZINE

*"The SLW Sulzer Type 2 diesel has  
brought a new level of enjoyment  
to operating my layout... it's the  
loco all my friends want to drive!"*

STEVE HALL - SCALEFOUR NEWS



## FIRST REVIEW

## GOLDEN VALLEY HOBBIES O-6-OT



## PRODUCT

Electrotren/Golden Valley Hobbies  
GV2017 O-6-OT  
No. 629, GWR livery;  
GV2018 O-6-OT  
No. W38 Ajax, lined black

## AVAILABILITY

Golden Valley Hobbies.  
Tel: 01981 241237.  
Web: [www.goldenvalleyhobbies.com](http://www.goldenvalleyhobbies.com)

## PRICE

rrp £59.99



**H**ornby made the headlines in mid-October when it announced that model prices would rise, so it was somewhat ironic that, at the same time, a model with the famous red and yellow logo on its box was sat in the *Model Rail* office that had an RRP of less than £60...

Golden Valley Hobbies, as distributor of the Hornby International range, has, for the last few years or so, commissioned European outline models from the likes of Rivarossi - owned by Hornby - in British or British-themed liveries and with tension lock couplers. Included in that has been an O-6-OT and an O-6-OST, produced by Electrotren. GVH has offered the side tank in NCB colours. Now it has two more versions in stock - for just £59.99!

The locomotive itself is based on No. 030-0233, which, along with a sister, was built near Barcelona in 1887. It was withdrawn in the 1960s and, as the oldest surviving Spanish-built locomotive, is displayed at the Catalonia Railway Museum ([www.railway-heritage.com](http://www.railway-heritage.com)).

As it looks a little bit like an Andrew Barclay O-6-OT, GVH has commissioned a version finished in lined black as No. W38 Ajax, Barclay No. 1605/18, built for the Ministry of Munitions and now based at the Isle of Wight Steam Railway. Along with Ajax, GVH has also produced spurious GWR liveried No. 629, which, in reality, was a Rhymney Railway double-framed O-6-OST!

Obviously you can't really compare this model against the prototype(s). But what you do get is a handsome little beast. There's lots of moulded detail that you wouldn't find on a Hornby UK product, but items such as the rivets, springs, tank fillers and access hatches are crisp and accurate. Some of the separately fitted mouldings are a little crude but they don't stand out at normal viewing distances.

Performance is, again, not up to the standards you might be used to, and the chunky wheel flanges are a throwback to the 1980s. The motor was a little 'growly' straight from the box and Ajax stalled on the insulated frog points on our test track. It did manage a creditable four Bachmann/Hornby coaches on level track.

The other thing to bear in mind is that, at 3.5mm:1ft scale, this model is much smaller than the 'OO' coaches we made it pull. But you get NEM coupler pockets, and access to the six-pin decoder socket is very easy.

Despite its size, this is an ideal starter model. It's much more refined - and eminently more controllable - than Hornby's venerable O-4-OST. And, at £60, it would make an ideal donor for a kit-bashing project. (RF)



## FIRST REVIEW

## PECO TIPPER WAGONS

009 GAUGE

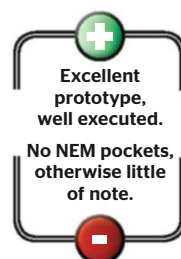
## PRODUCT

Peco GR-330  
Hudson 'Rugga' skip wagons

AVAILABILITY  
Peco stockists

## PRICE

rrp £29.50



Peco's 'OO9' revolution has so far focused on the chocolate box narrow gauge world of the Lynton & Barnstaple and Glyn Valley Tramway. Its latest release takes a step towards the grittier side of narrow gauge.

Robert Hudson of Leeds provided mining equipment and soon diversified into the world of narrow gauge equipment. It supplied ready-to-lay narrow gauge track and a range of locomotives and rolling stock. The side-tipping skip wagon was a Hudson classic and these rugged vehicles were still being built into 1980s. Very few industrial narrow gauge sites were without them, so it's a good choice of prototype for Peco.

The models - they come in a triple pack - are a good representation, with their huge skips, simple rocking (non

working) mechanisms and bow frames. The real wagon was built to do a job and not look pretty - so, for example, the axleboxes are primitive and buffing gear was minimal. Consequently, there's not a lot to comment on! The models are extremely light but they performed well on our Peco Code 80 'N' gauge track.

The only issue is that, unlike previous Peco 'OO9' models, there are no NEM pockets. This is because there's nowhere to put them, so you are stuck

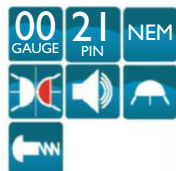
with the Bemo 'hoop and hook' coupler, mounted in the main frame.

There's not a lot to talk about livery-wise either. The prototype rarely carried a livery so the model is finished with a plain black frame and plain brown body. Enthusiastic 'weatherers' will be able to go to town on them!

Overall, this is another great addition to Peco's 'OO9' range. As ever, we look forward to more! (RF)







# PRODUCT

Bachmann 32-289  
Class 101 DMU BR  
refurbished white  
and blue with fitted  
passenger figures

PERIOD

1980s

REGION

All except SR

AVAILABILITY

Bachmann stockists

PRICE

rrp £169.95



## BACHMANN CLASS 101 DMU

Bachmann's first generation DMUs have always been among the Barwell company's best efforts, on which they have lavished a top-flight selection of features. These have ranged from sprung buffers and separate windscreen wipers to 'chromed' window surrounds and provision for easy DCC sound fitting. The most recent was the Metropolitan-Cammell Class 101 two-car unit which I first reviewed in July 2014 (MR197).

I now have the opportunity to revisit that model. We received a two-car '101' set in BR's white and blue livery, a scheme introduced to identify refurbished units from 1974.

The significant change with this version, however, is not the colour scheme but the fact that it is the first in the range to be offered with factory-fitted figures.

Each car contains between ten

and 12 figures, which is enough to make it look suitably populated. The figures are in a variety of poses, modelled from the knees upwards and glued in place. They are fully painted and, as might be expected, they make a big difference to the realism of the model. By my reckoning, the extra charge for the fitted figures would be around £30-£35 against the RRP of a standard model, but comparisons are not easy because an unpopulated model is not offered in this livery. Anyway, compared with the price of three packs of suitable figures and the hassle of installing them yourself, it represents pretty good value. Even better value is offered by the DCC sound-equipped version with pre-installed passengers, which costs around £93 more than the standard model. DCC sound and passengers for under £100 extra is a pretty good bargain in today's market!

In all other respects, the model is as

reviewed previously and it offers a formidable array of features. The bag of extra parts includes a speaker baffle, bufferbeam hoses and multiple working connections, and two coupler bars for connecting the two cars. These are the same wired clip-fit couplers as supplied in Bachmann's EMU models and they provide electrical connection between the cars, so that only a single decoder is required to control the interior lights and the directional lights.

The one slight issue with this model concerns either the size or positioning of the side windows. The discrepancy is less obvious on the single-colour liveries such as this and the previous Rail blue example, and so does not detract from an otherwise excellent model. However, there appears to be a very slight mismatch in the bottom edge alignment of the windows and droplights, which appear almost level, yet on the real thing the droplights are obviously out of line with the windows. (CJL)

## GRAHAM FARISH 'CAPITAL CONNECTION'



# PRODUCT

Graham Farish  
370-430 'Capital  
Connection' train  
pack

REGION

Network SouthEast

PERIOD

1986-1994

AVAILABILITY

Bachmann stockists

PRICE

rrp £209.95



Can you believe that Christmas is nearly upon us? March 1, when Bachmann made its 2016/2017 announcement (MR221), seems like only yesterday!

Chris Green was guest of honour at the event as Bachmann decided to mark 30 years since the launch of Network SouthEast. As its director, Mr Green led NSE's revitalisation and oversaw a red, white and blue empire that stretched from Exeter in the west, Dover in the south-east, Birmingham in the north-west and King's Lynn in the east. Bachmann has celebrated this anniversary with a range of 'N' and 'OO' releases and the latest to arrive is the Graham Farish 'Capital Connection' train pack.

These train packs are a joy to behold. The box, though big, has that classic, sturdy, Dinky Toy-era feel with wonderful artwork. Inside, you get Class 47 47581 *Great Eastern* in original NSE livery, Mk 2a Tourist

Second Open 5136, Mk 2a Brake Second Open 9391 and Mk 1 restaurant Miniature Buffer 1865, plus an exclusive Scenecraft model of Downham Market signal box. The latter is perhaps a surprise choice, Downham being a rather bleak outpost in the Norfolk fens...

What's really great about these train packs is Bachmann's attention to detail. Inside, the expanded polystyrene that holds the models has a sleeve with a piece of Edward Pond artwork. Who's Edward Pond you may ask? A note attached to the sleeve explains that NSE commissioned Mr Pond to produce all manner of artwork and posters.

You'll also find a certificate of authenticity, five exclusive NSE postcards and a reproduction NSE



Network Card in a wallet.

Intriguingly, the card is in the name of a Mr F. Hornby...

It's another great Bachmann train pack and another fitting tribute to one of BR's most famous brands. Treat yourself to some 1980s nostalgia. (RF)



# NEW FINISHING AIDS

## PRODUCTS

Sparmax ARISM VIZ compressor (£180); Wilder Nitro Line oil washes, 50ml jars (£4.50 each); Wilder Weathering Oils, 20ml tubes (£3.90 each); Wilder TNO1 Thinner, 50ml (£3.90); Lifecolor LP05 Trains & Tracks Liquid Pigment pack (£17.50).

## AVAILABILITY


The Airbrush Company  
Tel: 01903 767800  
[www.airbrushes.com](http://www.airbrushes.com)

**S**parmax's latest mini air compressor, the ARISM VIZ, is an attractive option for airbrush users on the move, or those with limited working space. With a footprint of only 20cm by 12cm, the unit is light and easily portable.

Powered by a universal 12V DC motor, an AC mains power pack is supplied. Alternatively, the motor can also be run from a rechargeable battery pack (available separately). The main unit features a low-maintenance, oil-less piston mechanism encased in a stylish and rugged steel enclosure. A master on-off switch is sited on the rear, while a dial pressure gauge and airline outlet are provided at the front.

One of the most impressive features is the airbrush holder on the top of the case, which doubles as a rocker switch, toggling the compressor off when the airbrush is placed in the stand. The motor is then re-engaged as soon as the airbrush is lifted off the stand. There's no lag in air pressure, with the airbrush instantly ready for action, and the pressure output is controlled via a small wheel on the Silver Bullet Plus in-line moisture filter.

The bulky filter and pressure regulator fits between the 2m braided hose and your choice of airbrush, providing extra material for the hand to grip, reducing fatigue in the fingers when working for long



produces further tonal variation.

The sixth jar in the set contains a Remover agent, helping to dislodge the paints while wet, to aid manipulation and creation of streaking effects. It's also effective after the paints have dried, giving the user confidence that any weathering can be reversed or tinkered with until satisfactory. Each colour, as well as the Remover agent, is also available separately (£3.40 per 22ml jar).

## GO WILDER

The Wilder range of weathering media also continues to grow, with a variety of new enamel weathering washes and oil paints. Of particular note are the NitroLine Grease and Old Grease washes, which can be combined to produce subtle, yet effective, oily sheens. Multiple layers can be added to increase the opacity and glossy texture, as desired.

Wilder also offers tubes of linseed oil-based weathering paints, across a whole spectrum of useful earthy tones. For example, the Medium Rust and Brown Rust paints are great for creating rust patches and streaks. A small amount of each colour can be squeezed onto a palette, applied neat or thinned with Wilder's own brand of thinners. The paints can be manipulated freely to produce a raft of convincing effects, drying to a flat matt finish in a couple of hours.

The Wilder washes and paints are recommended for use over acrylic or factory finishes, where the oil-based products will not interfere with the underlying paint, provided that it's completely dry beforehand. These are definitely worth a try and many of the products can be seen in action at [www.youtube.com/wilder](http://www.youtube.com/wilder). (GD)


periods. The ARISM VIZ can be run continuously for up to 40 minutes before a rest period is required. However, the stop-start feature provided by the rocker switch means that any enforced interruption will be unlikely.

Suitable for use with most types and brands of airbrush, the ARISM VIZ provides a quiet, reliable platform for smaller painting jobs and weathering tasks. The airflow is smooth at low pressures (below 15psi), although a faint pulsing is noticeable at higher settings. Build quality is impressive and this unit should provide years of trouble-free airbrushing.

## TRUE COLOURS

Lifecolor's range of Liquid Pigments has been bolstered by a new six-jar pack entitled 'Trains & Tracks'. Of the five acrylic shades, the Smoke (brown/black), Frame Dirt and Carriage Grime (both dark browns) are the most convincing. I'm not so keen on the other two, with Rail Dust being an odd creamy colour, while Brake Dust is rather too orange. However, inter-mixing of each shade is highly recommended as, together, they offer a varied palette.

Equally suited to hand or airbrush application, they dry in minutes and contain no smelly solvents. Some interesting results can be achieved by varying the application methods (a sponge can be useful) and building up layers of the colours





Don't follow  
the crowd.  
Let the crowd  
follow you.




LEADING THE DIGITAL REVOLUTION

Designed,  
manufactured  
and tested by  
hand in Vienna.

## PREMIUM SOUND DECODERS

A family of reliable, powerful and highly specified DCC sound decoders and accessories to suit all scales. ZIMO's legendary silky-smooth motor control achieves optimal performance from all types of mechanism, including coreless.



MX649  
Micro-sized sound

MX658  
Next 18 option

MX648  
Ideal for 'N' gauge

MX644  
21-pin solution

MX645  
Best seller in 'OO'

SC68 supercap  
Stay alive for MX645

MX699  
New for 'O' gauge

## NEXT GENERATION SPEAKERS

A range of miniaturised speakers, with matching resonance chambers, provide unrivalled sound quality for their size. We offer optimised solutions for 'N' gauge through to several 3D printed dual-speaker set-ups ideal for 'OO' applications.



LS 12x08x08  
Micro cube 1W

LS 15x10x12  
Sugar cube 1W

LS 18x13x13  
Cube 1W

LS 26x20x08  
3D optimised 1W

LS 40x20x09  
3D optimised 1W

LS 40x22x09  
Twin speaker 2W

LS 50x15x14  
Twin speaker 2W

LS 55x22x09  
Twin speaker 2W

## COMPREHENSIVE SOUND LIBRARY

A comprehensive collection of British steam, diesel and electric locomotive sound projects is available from these established specialists. Your choice of project will be loaded on to a ZIMO sound decoder, with full customer support provided as standard.

**Digitrains**

[www.digitrains.co.uk](http://www.digitrains.co.uk)

01522 527731

November shows: Wakefield, Warley (NEC)

**YouChoos**

[www.youchoos.co.uk](http://www.youchoos.co.uk)

08447 725052

November shows: Warley (NEC)

**Coastal DCC**

[www.coastaldcc.co.uk](http://www.coastaldcc.co.uk)

01473 710946

November shows: South Hants (Portsmouth)

**Mr Soundguy**

[www.mrsoundguy.co.uk](http://www.mrsoundguy.co.uk)

01983 531443

Direct by web and mail order only

## ASK FOR ZIMO BY NAME

Relax in the knowledge of a decoder brand chosen as standard by **Roco, Fleischmann & Sutton's Locomotive Workshop** plus a three-year manufacturing warranty. The flagship MX10 command station, decoders, speakers and accessories are available only from all these approved retailers. RAIL EXCLUSIVE (Distributor) 01780 470086; DCC Train Automation 01823 429309 (November show: Warley); EDM Models 01904 331973; Wickness Models 01387 738175; Garden Rail Specialists 01844 345158.



# OLDSHAW

**ALAN BEVAN** and current owner  
**NICK GOWARD** explain why this layout  
attracts so much interest every time it  
appears on the market.


Words: MIKE HARRIS











**3** Main: The station building was inspired by the Severn Valley Railway's Arley Station.

Left: Andrew has left his mark; this engineering firm's warehouse still bears his family name.

**A** layout builder is only limited by his or her imagination - and the available space. That might seem like an obvious statement, but it's something every railway model maker has to consider at some point. Even the likes of Rod Stewart and Pete Waterman have a finite amount of space to play with.

By the time you've made provision for a workbench, even a couple of micro layouts are going to fill a modest spare room, loft, or garage. In fact, it's hard to think of another indoor hobby that requires as much space - which is one of the reasons why model railway clubs are still popular - you get to work on layouts that you'd never have space to build yourself.

Alan Bevan purchased 'Oldshaw' from its builder, Andrew Bartlett. He was lucky enough to have an elderly neighbour who had kindly dedicated her garage to both 'Oldshaw' and his own 'Warren Lane' (MR157). Sadly, her passing meant that he had nowhere to store the two layouts, so they had to go.

Andrew is a very gifted model maker. It's not surprising that this 8ft by 18in 'EM' gauge layout had many potential buyers vying for ownership.


Nick Goward was the successful bidder: "Alan advertised it online and when I found it, I knew it was a once-in-a-lifetime chance to buy a layout of such high calibre, so I contacted him immediately and bought it."

## THE PRICE IS RIGHT

What makes a layout worthy of purchase, and how much should one expect to pay? Both Alan and Nick were in awe of 'Oldshaw's' level of modelling, and that's certainly enough to constitute an enquiry, but pricing a layout isn't an easy task.


Alan offers some sound advice: "You never realise how much money has been spent on a model railway overall. As a builder, you're constantly buying bits and pieces for it.

"A routine trip to the model shop can easily end in a £60 spend, and it'll all go into the railway. There really is an awful lot of cost that goes into building"






“IT WAS  
A ONCE-IN-A-  
LIFETIME  
CHANCE TO BUY  
A LAYOUT OF  
SUCH HIGH  
CALIBRE”



Above: Arley Station on  
the Severn Valley  
Railway, as it is today.  
PAUL WESTON/ALAMY







 The signal box is clearly inspired by Frome Mineral Junction signal box (left), which now resides at Didcot Railway Centre.





Right: The buildings are scratchbuilt from plastic card.



a layout, especially one that's of exhibition standard.

"For those reasons, when a layout goes on sale, it's usually a bargain, because the seller will never really recoup the effort, time, and money spent on building it in the first place."

Nick likens purchasing a layout to buying a car: "If something catches your eye, test drive it to make sure it works and then go for it. In fact, I was lucky enough to have seen 'Oldshaw' on the exhibition circuit, and knew it ran well. It was a layout I'd always liked."

## MODERNISATION

Alan and his modelling partner Maggie Clark are passionate about exhibiting, and converted 'Oldshaw's' control system to DCC. Aesthetically, however, the model has remained virtually untouched.

"We did nothing to the scenery because it was absolutely fantastic," Alan says. "The wiring was addressed, we added Tortoise point motors and I removed the wooden legs in favour of trestles."

"The only other addition was a lighting rig. Lighting is really important, especially when you're exhibiting - some venues have no natural light at all."

"I'm fortunate to know a theatre lighting manager, so he showed me how and where to direct the light and it obviously works well because it's often praised at exhibitions." 🌟







**8** Although 'Oldshaw' is a fictional location, Andrew has fond memories of the West Country, which provided much inspiration for the layout and many of its buildings - it has a tangible Devonshire feel.

## THE LOCOMOTIVES

During Alan's time with 'Oldshaw' all of the locomotives were heavily detailed ready-to-run models that had been converted to 'EM' gauge.

He introduced three Bachmann Class 37s and a ViTrains Class 47. Purchased from Andrew alongside 'Oldshaw' was a Hornby Class 50, Heljan Class 33, and Lima Class 101.

The old Lima DMU received much attention, and proved something of an exhibition stalwart. Alan recalls: "The '101' has had so much work done to it. As soon as I received it I took it all apart, rebuilt the underframes, and scratchbuilt and installed an exhaust.

"I really went to town on it, but it was worth the effort because it was a great runner. Even with the original Lima motor, it operated for 31 shows, trundling to and from the station, and it never let us down.

"It sounded like a 'pancake' motor though... but once sound was installed it was perfect."

Chris Nevard photographed 'Oldshaw' while it was still owned by Alan, hence the Class 37s. However, Nick plans to represent the 1970s era with the introduction of 'Hymeks' and 'Warships'.



**Hunslet O-6-ODH, a Judith Edge kit**



**BR blue Class 08 08417**



**BR blue Class 20 20048**



**St Blazey Class 37 37673**



how and where to direct the light and it obviously works well because it's often praised at exhibitions."

Nick has now been left with even less to do, thanks to Andrew's exceptional modelling and the reliability of Alan's wiring.

"I don't think there's anything I can do to modify the layout," he admits. "I might install some interior lighting to some of the buildings - the signal box has a beautifully detailed interior that would benefit from a little illumination, but that's it really.

"I will, however, be operating 'Oldshaw' as per the 1970s, because that's the era in which I grew up."

## NATIONAL TREASURE


Perhaps the most positive element of the 'Oldshaw' story is that there are many within the modelling community who wish to preserve and exhibit such an outstanding layout.

"One of the reasons I was very keen to buy it was to preserve both Andrew and Alan's work," says Nick. "At the very first show where I exhibited it, people stood around it all day, even if nothing was running! That's testament to how good this layout really is."

Nick had even agreed to fulfil some of Alan's outstanding exhibition commitments, in order not to let layout audiences down, and plans to continue exhibiting Andrew's masterpiece in the future.

Interestingly, both Alan and Nick were asked to comment on their favourite part of the layout and their decision was unanimous; the canal.

For Alan, it's the perfect spot to pose locomotives, and for Nick it's the juxtaposition of the beautiful canal and imposing industrial factory.

Despite appearing on the market, twice, 'Oldshaw' is still exactly the same layout (cosmetically) that it's always been. Not only is this proof of Andrew Bartlett's model making prowess, but also the desire among model railway enthusiasts for layout preservation - and when a layout of this calibre can still be enjoyed on the exhibition circuit, the alternative doesn't bear thinking about... 



Alan replaced the original Peco point motors with Tortoise point motors and installed a Lenz DCC control system. It has run for 31 exhibitions without fault.

Below: The semaphore signals are made from Model Signal Engineering components.



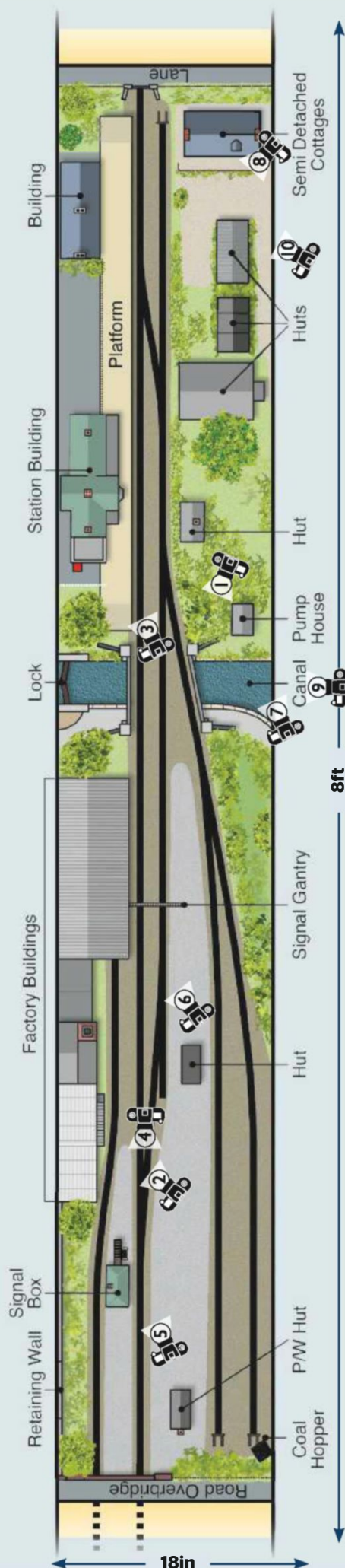








# LAYOUT FACTFILE OLDSHAW



**Gauge & scale:** 4mm:1ft scale, 18mm gauge 'EM'  
**Period:** 1980s (soon to be 1970s)  
**Size:** 8ft by 18in  
**Track:** C&L Finescale

**Locomotives:** Heavily modified ready-to-run  
**Rolling stock:** Largely kit-built  
**Signals:** MSE components  
**Power & control:** Lenz DCC control system  
**Buildings:** Scratchbuilt

Things you might have missed





# ON SALE NOW


## Ideas for Layouts

### FAMOUS TRAINS

Thanks to an overwhelmingly positive response, *Ideas for Layouts* is back! This time it focuses on Britain's most famous trains.

It's packed with Paul A. Lunn's superb layout designs, inspirational imagery and practical projects from *Model Rail*'s talented team of expert modellers.

- Expert tutorials
- Inspirational ideas
- Stunning photography



ORDER  
NOW

01733 840111

[www.greatmagazines.co.uk/  
modelrailbookazines](http://www.greatmagazines.co.uk/modelrailbookazines)

## WIN Ideas for Layouts

### FAMOUS TRAINS

As a sneak peek at what's inside *Ideas for Layouts - Famous Trains*, here's your chance to win one of its star models. In this edition, Dave Lowery describes how to create a 'OO' gauge version of the Railway Technical Centre's Class 24 97201 *Experiment*, and you can win the model that Dave painted for the feature! Simply answer the question below and send your answer, together with your contact details, to 97201 Competition, *Model Rail*, ResponsAbility, PO Box 57, Coates, Peterborough PE7 2FF. Closing date for entries is December 15 2016.

■ For full terms & conditions, go to [www.bauerlegal.co.uk/competition-terms.html](http://www.bauerlegal.co.uk/competition-terms.html)

**Q: 97201 still survives. But where is it based?**

**A:** Barrow Hill

**B:** National Railway Museum

**C:** North Yorkshire Moors Railway





# LANDSCAPES TO LEARN FROM



**MIKE HARRIS** picks five layouts from the past two years that represent the cream of scenic realism.

**U**nless you're Dave Lowery, who still swears by bright green poster paint (and somehow gets away with it) lurid green layouts are a thing of the past.

No longer are we forced to work with sickly green flocks and luminous coloured lichens; products from scenic specialists such as Treemendus, Geoscenics and WWS are available in a wide variety of earthy colours and natural hues. Model makers have never had it so easy.

The payoff is a modelling landscape of ever-increasing quality, pushing the

boundaries of what's possible in model form - Pendon quality is no longer an unattainable dream.

When *Model Rail* was launched in 1997, one of the main concerns was that featuring layouts in every single issue simply wasn't sustainable - surely layouts of sufficient quality were few and far between?

Now, nearly 20 years and well over 200 issues later, we're still filling the pages of

*Model Rail* with some of the best British outline layouts the hobby has to offer. And there's no sign of the supply slowing down anytime soon!

It's difficult, then, to choose four of the best rural layouts around. And, although any number of previously featured layouts could have made the cut, I'm sure you'll agree that 'Bucks Hill', 'Ribblehead', 'Bleadon', and 'Stogumber' are more than deserving of inclusion. **MR**





## 'BUCKS HILL' - *Model Rail's The Art of Modelling*

Kevin Wilson enlisted a little help from his friends when building this elegant 7mm finescale layout, inspired by Pontrilas in Herefordshire.

Although elegant Edwardian era Lee Marsh models and flawlessly crafted kit locomotives take centre stage, the stage itself is just as beautifully realised.

'Bucks Hill' is a masterclass in flawless landscape modelling, employing a variety of materials and methods to achieve this breathtaking rural expanse.

Ground foam of varying densities and colours was used to represent foliage, alongside Silflor from Silhouette Studios, which was further coloured using diluted Humbrol paint.

The variety of plants found trackside include paper bulrushes, etched metal ferns from Scale Link, and rubberised horsehair brambles.

Unlike real landscapes, layouts are extremely limited by space, but Paul Bambrick created a clever pseudo-3D backscene for 'Bucks Hill'.


The backscene comprises a two-dimensional, hand-painted background, and three-dimensional modelled details with a gradually reducing scale to fool the eye with forced perspective.

The result is a scenic section that appears much larger than it actually is.

GAUGE: 7mm finescale

PERIOD: 1901-1914

SIZE: 48ft by 8ft





## 'STOGUMBER' - Model Rail 225


GAUGE: 'OO'

PERIOD: Present

SIZE: 13ft by 2ft



PATH TO  
STOGUMBER  
STATION



Michael Holley used a unique method when visualising 'Stogumber's' landscape. He didn't just set the layout during a particular season, he chose to model a specific month.

"Most modellers simply re-create a season, but I'd argue that it's far more important to select an exact time of year, which is why 'Stogumber' is set in October", says Michael.

This approach has clearly paid off. Have you ever witnessed a layout with such distinctive and varied vegetation as 'Stogumber'?

Key in creating this beautiful representation of the West Somerset Railway was the individual placement of plants, including ferns, corn, and wild flowers.






## 'RIBBLEHEAD' - *Model Rail 207*

Sadly, Allen Pearson's 'Ribblehead' no longer exists: a tree fell onto his garage, crushing the layout within. Thankfully, a modeller of Allen's calibre won't have any trouble building another stunning layout but, until then, we still have these beautiful photographs to refer to.



'Ribblehead' presented a very different rural landscape to the patchwork fields and dense woodland often associated with the British countryside. Allen had replicated the moorland that surrounds Ribblehead Viaduct with aplomb - using the small size of 1:148 scale to his advantage in conveying the enormous rural expanse that surrounds the viaduct in reality.



GAUGE: 'N'

PERIOD: 1940s-1960s

SIZE: 3m by 2.3m





GAUGE: 'O'

PERIOD: 1930s

SIZE: 21ft long

## 'BLEADON' - Model Rail 216

Steve Sims' freelance representation of the Weston, Clevedon & Portishead Railway is full of character; cute little saddle tanks busily attend to their shunting duties, and acute attention to detail chronicles rural life in 1930s Somerset. Steve's work was so good that new owner Mervyn Kendall hasn't wanted to change a thing.




Dense thickets make for a colour palette that's dominated by green, kept in balance by plentiful realistic tones and hues to maintain variety and hold interest.

Cameos cleverly complement their rural surroundings; farm hands sheaf freshly harvested corn, horses are led along dusty paths, and period-specific farm machinery stands ready to work the land.

These elements are made all the more effective due to much of the railway being positioned towards the back of the layout - nearest the backscene. The railway isn't always the centre of attention, and this arrangement invites the viewer to spend more time appreciating the fine rural model making that surrounds it.



It's also an extremely organic way of presenting the railway, because the railway really feels as though it's been built into its countryside surroundings, as opposed to lengths of tracks with a few scenic elements sprinkled around.

And, for a freelance layout, that's an extremely impressive feat indeed.





## WITH ALL OF THESE STILL TO ARRIVE BEFORE CHRISTMAS, WHAT'S ON YOUR CHRISTMAS LIST?



**JUST  
IN!**

**R1185**  
**Santa's Express**  
**Christmas Train Set**  
£54.99  
AVAILABLE NOW



**R3500 The Nigel Gresley Collection**  
£549.99 - AVAILABLE 16<sup>th</sup> NOVEMBER



**R3398**  
**Lyme Regis Branch Line**  
**Train Pack**  
£224.99  
AVAILABLE 12<sup>th</sup> DECEMBER

## Avoid disappointment. Pre-order yours today!



**R3405**  
**LNER J50 Class '585'**  
£93.49 - AVAILABLE 7<sup>th</sup> NOVEMBER



**R3407**  
**BR J50 Class '68959'**  
£93.49 - AVAILABLE 14<sup>th</sup> NOVEMBER



**R3406 BR (Late) J50 Class**  
**'Departmental' No. 14**  
£93.49 - AVAILABLE 7<sup>th</sup> DECEMBER



**R3466 United Steel Company**  
**J94 Class 0-6-0ST '22'**  
£84.99 - AVAILABLE 7<sup>th</sup> DECEMBER



**R3396TTS BR 'Franco Crosti Boiler'**  
**9F Class with TTS Sound**  
£154.99 - AVAILABLE 28<sup>th</sup> NOVEMBER



**R3430**  
**LNER 4-6-0 Holden B12 Class**  
£159.99 - AVAILABLE 11<sup>th</sup> DECEMBER



**R3431**  
**BR (Early) 4-6-0 Holden B12 Class**  
£159.99 - AVAILABLE 25<sup>th</sup> NOVEMBER



**R3432 BR (Late) 4-6-0 Holden**  
**B12 Class**  
£159.99 - AVAILABLE 4<sup>th</sup> DECEMBER



**R3471 LNSE Class 50 'Indomitable' No. 50026**  
£170.49 - AVAILABLE 5<sup>th</sup> DECEMBER



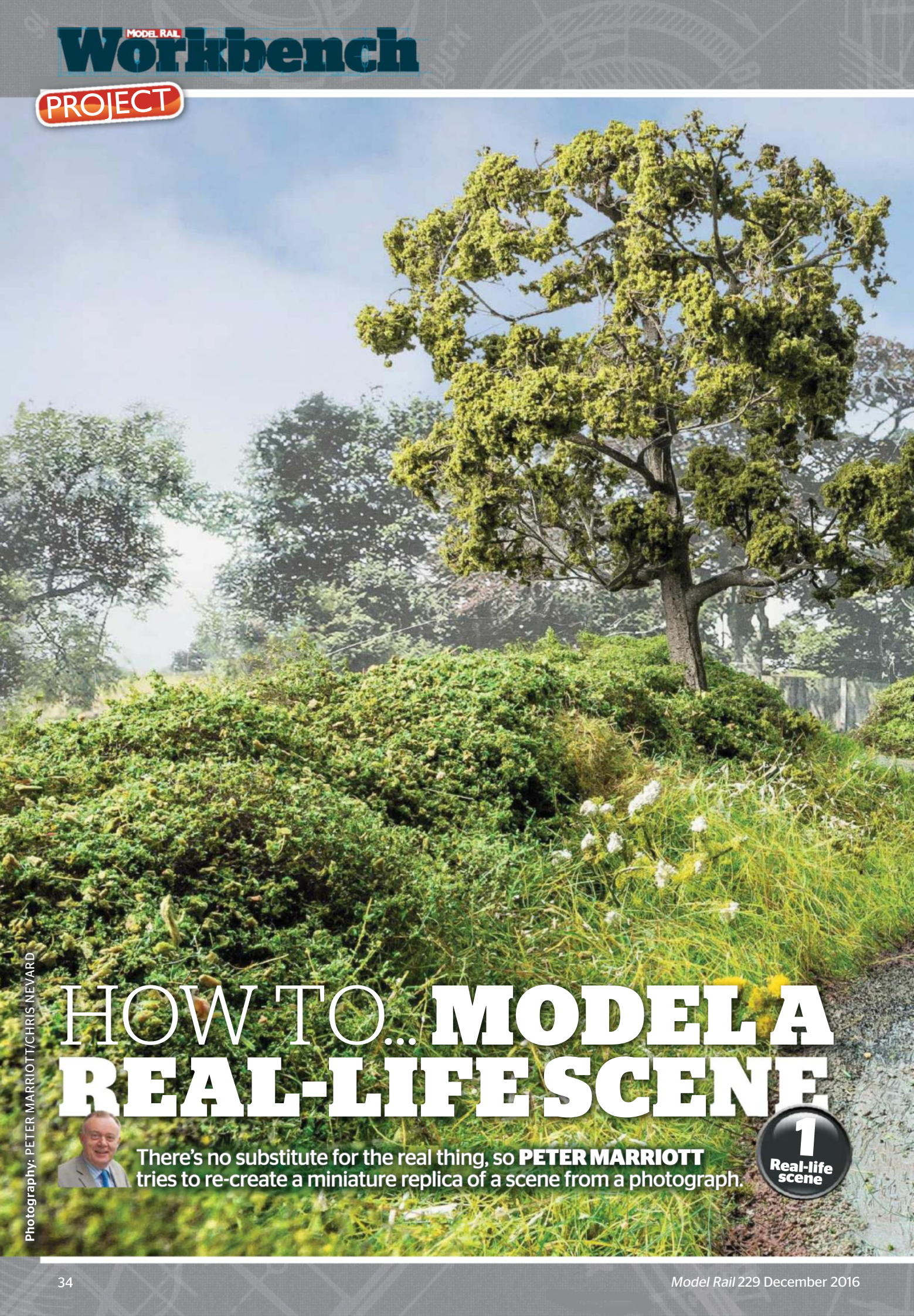
**R3479 Drax Class 60 No. 60066**  
£175.99 - AVAILABLE 13<sup>th</sup> NOVEMBER

**TO SEE THESE AND THE REST OF THE HORNBY RANGE VISIT YOUR LOCAL MODEL SHOP**

Dates shown are for guidance only and subject to change.

Visit [www.hornby.com](http://www.hornby.com) to locate our nearest Hornby stockist or call 01843 233525





# HOW TO... **MODEL A REAL-LIFE SCENE**




There's no substitute for the real thing, so **PETER MARRIOTT** tries to re-create a miniature replica of a scene from a photograph.





It's important to refer to the picture you are working from at regular intervals. But it's also worth showing it to someone else and asking them what they see as the main features of the picture. Two sets of eyes are better than one.

This is Baker's Hill, near Chipping Campden, Gloucestershire, on a fine summer's day.  
ANDREW ROLAND/ALAMY



**A**s railway modellers, the composition of our layouts is often created from little more than an image in our minds.

Sometimes we base our work on personal memories or preconceived ideas. At other times, we just shape an *ad hoc* landscape around the railway we want to make.

Naturally, however, the most convincing miniature landscape is one that has been carefully modelled on the real thing. But how exactly do you go about doing that? I wanted to define exactly how you would go about it, so I chose this photograph of a little slice of the

Cotswolds, and set out to reproduce it in miniature.

The first step is to identify the standout features. In this case, it was the undulating, winding lane with its rough surface, tall grass growing on the embankments, wild flowers growing along the side of the lane, tall hedges at the top of the embankment and large trees in the background.

The project was a challenge, and I tried hard to make the final diorama as true to the original as possible. In hindsight, I should have created a greater fall in the road, but the whole process was a valuable learning experience. **MR**



## DIFFICULTY



## ESTIMATED TIME

15 hours

## TOOLS NEEDED

- Woodland Scenics Foam Nails
- Woodland Scenics Foam Knife
- Various paintbrushes
- Electrostatic Pro Grass tool by WW Scenics
- Plastic pipette



## HOW TO DO IT: MODEL A REAL SCENE



I made extensive use of Woodland Scenics Sub Terrain hard foam pieces, particularly the incline pieces, to form the base of the undulating road. The incline pieces work together where you need to increase height.



By using two of the first incline pieces back to back, I was able to form a 3mm hump in the road. I glued them with PVA glue, held in place with Foam Nails. The card at the upper right of the picture will be the road in the distance.



Along the sides of the road, I made embankments out of the taller incline pieces, which I shaped with a Woodland Scenics Foam Knife. The cuts were not perfect, but everything will be covered in vegetation later.



Next step - cover everything with plaster cloth. I used two layers in some places for a solid finish. To create a road, I used Woodland Scenics Foam Putty, wiped on with a piece of card and left to fully dry for a few hours.



For the next stage, I painted on a coat of light green acrylic paint using a wide paintbrush to paint all of the land surface that would be covered in grass or vegetation. Then I painted the road with a base colour of grey acrylic.



To make the static grass lining the road uneven, I 'painted' blobs of PVA adhesive on the landscape with a paintbrush, then pushed pieces of Woodland Scenics Underbrush into the wet adhesive.

### SHOPPING LIST

- Woodland Scenics Sub Terrain Incline for the road (ST1413) £7.80
- Woodland Scenics Sub Terrain Incline for the bump in the road (ST1412) £7.80
- Woodland Scenics Foam Putty (ST1447) £8.25
- Woodland Scenics Plaster cloth (ST1203) £9.75
- WW Scenics washed and dried wargame army fine modelling sand £1.70
- Poly fibre by Micromark (Web: [www.micromark.com](http://www.micromark.com)) or Woodland Scenics FP178 £3.50
- Static grass fibres by WW Scenics (2mm summer mix (£3.50) and 4mm and 6mm pasture grass fibres (from £2.99 a bag))
- Fine scatter materials by Woodland Scenics (T49 and T50) £3.40 each
- JTT Daisies 95543 £7.50 (24 plants) Web: [www.modeljunction.info](http://www.modeljunction.info)
- Noch Dandelions 14124 £5.25 (48 plants) Web: [www.kernowmodelrailcentre.co.uk](http://www.kernowmodelrailcentre.co.uk)
- Large wire tree Web: [www.themodeltreeshop.co.uk](http://www.themodeltreeshop.co.uk)



I pushed the pieces of green foam into the glue and left them to dry. In real life, the grass on the left-hand side of the road is more uneven than that on the right, so I extended the blobs of green foam along the length of the road.



The next step was to make the hedge that ran along the top of both sides of the embankments. I did this by teasing out poly fibre and gently pushing it into PVA glue that I had brushed on top of the dried plaster cloth.



To make the road surface rougher, I used fine sand from WW Scenics fixed down with Woodland Scenics Scenic Cement dribbled along the road with a plastic pipette. I left two tyre tracks free from sand.



The spread of glue broke up the regimented look of the sand, spreading some of its across the road. When everything was dry, I painted the road surface with grey acrylic paint. This also made the road surface look more realistic.



Matching the colours of your paint to those of the scene is important. Hold paint colour cards against the picture, then find grass fibres and scatter materials in the closest colours that you can.



**The first layer of WW Scenics static grass fibres** was planted on top of brushed-on Gaugemaster Static Grass Glue and a WW Scenics Pro Grass electrostatic grass tool. For the second layer, I matched a green with the shade in the picture.



For the second and third layers of grass fibres, I brushed glue onto some areas of the already planted grass - but not all. In this way, I could achieve varying grass heights on the embankment.



I used Noch laser-cut dandelions to represent clumps of weeds in the picture. For the taller white roadside weeds, I used a pack of JTT daisies, in which you get 12 plants with white flower heads and 12 with yellow heads.



I lightly brushed PVA adhesive over the tops of the planted static grass fibres to accept finely chopped sawdust. Then I sprinkled fine white sawdust on top of wet PVA adhesive to create a light and airy effect.



The roadside vegetation is a mixture of individual plants in the foreground and fine sawdust stuck to PVA adhesive getting further away from the foreground to create the illusion of perspective.




The tree stands 18cm tall, and is made from wound wire. I have had it for over ten years and cannot remember the manufacturer. The Model Tree Shop retails similar trees.

## TOP TIP

Seek a second opinion on your handiwork to see if any corrections are necessary. In my case, there were a few things that needed putting right!




The tree stands 18cm tall, and is made from wound wire. I have had it for over ten years and cannot remember the manufacturer. The Model Tree Shop retails similar trees.



I painted the shadow of the tree on the road using black acrylic paint, dabbed on the road with an old paintbrush. I also added a bit of brown paint to the road to make it look a bit more natural.






# DEPICTING DIFF




He's a man for all seasons in every sense - **PAUL A. LUNN** encourages us to build layouts that aren't just set during the summer.



Left: Summer days, waiting for the next train to go past. But I hope that in the coming years, model railway layouts will depict a lot more seasonal variety.





This design, loosely based on Liskeard and part of the Looe branch, could be developed as one of two options: autumn, with a mixture of deciduous and evergreen trees, and transitional, depicting the changeover from summer to autumn. Terracing two levels is an effective visual method for creating interest, but it won't work if you don't figure out the optimum height between both levels. If it's too low it will be hardly worth the effort; too high and it will appear unrealistic. Transfer of rolling stock from one level to another is done via a cassette system at either end.

**T**he vast majority of layouts you see seem to depict a summer scene - particularly layouts of the oft-modelled rural branchline variety. But have you ever considered how you'd go about modelling a layout set in a different season altogether? I've always felt that the summer


has been overdone. Perhaps it's because we subconsciously crave idyllic, sunny days, particularly if we're modelling in the winter months.

On the rare occasion you do see a non-summer layout, it's typically 'all or nothing'. A winter layout will, typically, be in deep snow. But why not try to be more subtle - what about

winter with a scattering of snow, or summer on the cusp of autumn?

In this article I'll explore and - hopefully - answer most of the questions and issues raised by building a layout set in spring, autumn or winter. I'll be discussing the plants and trees in the next instalment. **MR**

# DIFFERENT SEASONS



As modellers we rarely venture away from the summer scene. When we do, we often go to the other extreme, with some snow scenes appearing in more recent times. I cannot recall a single layout that has endeavoured to show a transitional scene, for example with partial snow covering, representing a place where the snowstorm petered out.



## SEASONAL DEFINITIONS

Seasons occur due to the tilt of the earth's rotational axis. There are no definitive dates to demarcate the changes in seasons.

Astronomical seasons run March to June, June to September, September to December and December to March, for spring to winter respectively. Meteorological seasons, however, run March 1 to May 31, June 1 to August 31, September 1 to November 30 and December 1 to the last day of February, again from spring to winter respectively.

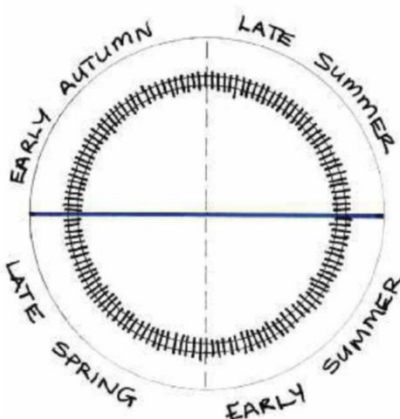
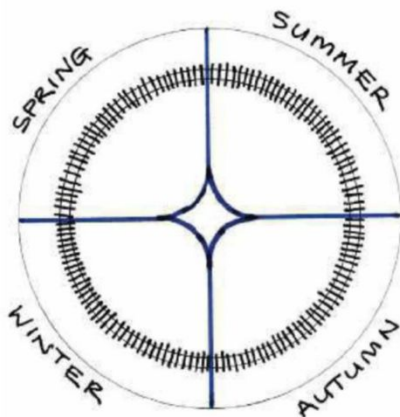
It's extremely difficult to compartmentalise seasons with each of the four, made up of at least three components; the first as it comes out of the previous season, the second which might be defined as the season's 'core' and the last, as it transitions into the next season. Parts of some neighbouring seasons, late spring and early summer, for example, can become extremely difficult to differentiate. Thinking of the four principal seasons, let's look at how these might affect a model interpretation.

### SPRING

An improvement in temperature can be replicated by slightly warm lighting. Rain shower puddles and trees with blossom and skeletal structure still visible are rarely modelled. Early season flowers, crocuses, daffodils and bluebells, along with many others, define this season, as does lambing if your layout features a farm.

### SUMMER

A brighter, warm light will help here, although it amazes me how we often use an overall lighting rig to avoid shadows, rather than model the effects of light streaming in from an off-stage sun. I realise this process is, more often than not, to avoid shadows on a backscene, but maybe there's scope for experimenting with both. Trees are complete in their foliage and people wear lighter clothing. Perhaps most important for me is the threat of an occasional thunderstorm, rarely modelled, with flashing light and sound effect, and yet so dramatic. It's another lighting (and sound effect) challenge, but worth the exploration.



You could divide a layout into two halves, with each half comprising of two neighbouring seasons, and modelled as a transitional link, where one season flows into the other.



If a layout is large enough, you might want to consider the dynamic and rarely modelled approach of all four seasons merging one into the next.

### AUTUMN

This is my favourite modelling period, with its warm browns and golden shades, and crying out for suitable lighting. I've always wanted to explore the gentle movement of leaves on a tree using a slow running fan, particularly in the larger scales, and to see far more leaves on the ground than is usually modelled. It can be a mild and dry or wet and windy season, but always cooler. Either way, people will be wrapping up well, and trees will be reverting to their skeletal form while a few leaves still remain.

### WINTER

Recently, I've been impressed by those modellers who have tackled a representation of ice and snow. There's been a variety of model snow products on the market for some time now. Cool lighting with some fairly drab effects need to be considered if you aim to depict the UK's coldest season.

You could, therefore, have four independent seasons, with dedicated backscene, on one layout. The Settle & Carlisle is an ideal railway. It endured extreme winters and crisp summers set into a rugged landscape. Alternatively, it would be possible to have several disparate seasonal scenes; townscape, rural landscape, industrial heartland or coastal run.

There will always be complications with such a format. For example, you can't reasonably have snow on a train passing through your height-of-summer section. There are two possible solutions to such a problem; model your trains to look as if the snow has melted, or create a bypass line in your layout design so that such trains only traverse an appropriate section.

### KEY FOR ALL THREE SCHEMATICS

- Blue line indicates single or double sided backscene.
- Dashed line indicates transitional changeover between two seasons.

## KEEPING IT GOING...

We should never underestimate the relevance of railway practice in our endeavours. *On Getting You to Work in Winter* is a typical railway leaflet, designed to inform the general public, and it contains a wealth of information relevant to modellers. It focuses on

Southern Region de-icing trains, snowploughs and standby diesel locomotives, with mini-snowploughs, to assist electric trains. It provides route and location information and goes into detail about lengthening trains, such as why there are

more conductor shoes, and how the first train of the day might have a de-icing unit coupled in front. Of course, seasonal issues are not just about snow, but include leaves on the line, flooding and the problems of excessive heat.

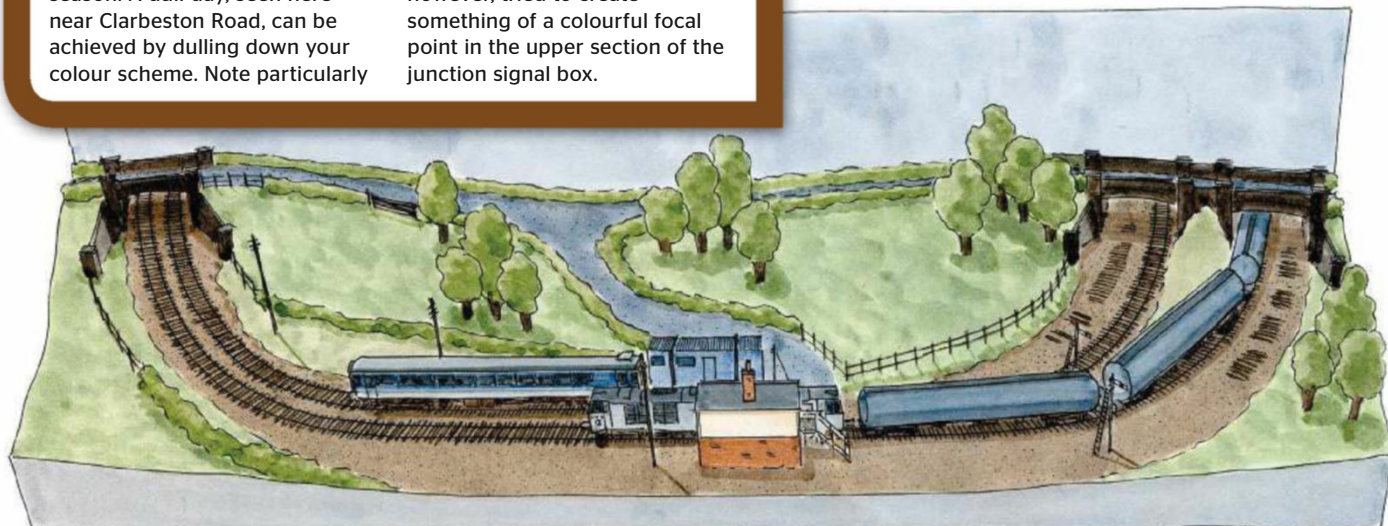




## DULL DAYS


Besides transitional scenes there are other greater subtleties which aren't specific to any season. A dull day, seen here near Clarboston Road, can be achieved by dulling down your colour scheme. Note particularly

the grey backscene, and 3D scenic treatment, no doubt, with empathetic lighting. I have, however, tried to create something of a colourful focal point in the upper section of the junction signal box.



## THINK LANDSCAPES

It's scenically important to base your layout on a particular region or area. Do your research well and choose appropriate treatments to give clear indication of your chosen location. Although this is a Setrack plan, from the current Peco 'OO' gauge plan book, I've purposely created a snaking track route through undulating hills. The grain terminal, serving a nearby off-stage distillery, and a landscape of heather, bracken and sparsely placed fir trees, are big clues to its Scottish location.




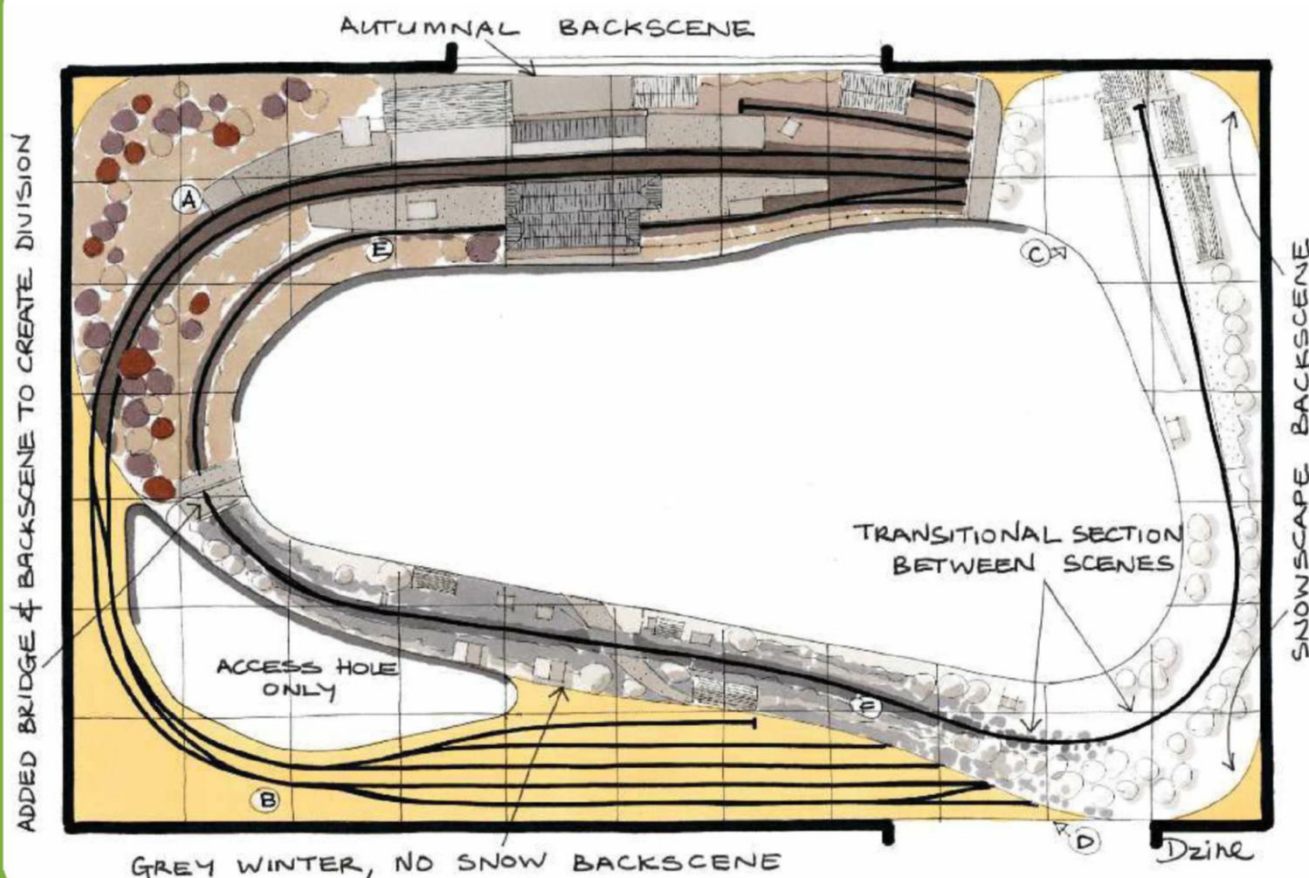


## SEASONAL MAKEOVER

Can your existing, scenically 'tired', layout be transformed into a seasonal spectacular? Here's one of my plans from several years ago showing it in original, as-designed format in black pen, and how it might be transformed into a number of seasonal scenes, using a limited selection of colours. I've used two methods; a transitional section between winter, with

and without snow, and a physical division, between winter and autumn, in which I've adding a bridge to sandwich a dividing backscene. This particular example works well with three scenes. In some cases, you might be able to have four scenes, or restrict it to only two. While this method largely depends on size, it can be considerably affected by the track plan and

where the most natural transitional or physical break would be best-placed. It's one of those trial and error situations; only you will know what's best once you've mocked something up in order to make an evaluation. Please note: the letters on the plan refer to gradients, which place the snow scene, appropriately, at the highest level.



## AFTER THE RAIN

This industrial scene illustrates what I said about the crossover between seasons and, indeed, the weather conditions are particularly appropriate to this scenario, which could easily represent a winter's day, a moonlit night or, with the addition of a few puddles, that moment shortly after a downpour.



## FLORAL GALLERY

Many of us, myself included, tend to scan read books and magazine, only looking for the bits which are relevant to what we're doing. Often we get distracted by another interesting story or, in the case of an image, the foreground activity in such things as a stunning locomotive portrait. Being able to sort and prioritise information is a useful skill, particularly as a writer. The down side is that I often overlook certain details. In this brief prototypical scenic gallery I want us to focus on the detail, raise your awareness of how it's relevant to us as modellers, and understand how we can apply what's been learned.

Below: Skeletal trees have a somewhat eerie yet dramatic appearance. Whether as part of a snowless winter scene, or as we see here, they have much to offer on a layout, setting it aside from those who take the easier and usually less costly 'green' tree approach. Note how snow settles on branches and, no doubt, bridge girders in a similar way.



Below: Foreground plants and lambs in the field are a giveaway as to which season this is. It's a wonderful composition of colour and texture with copious detail in what might be considered a basic scene, near the northern border with Scotland.



Below: Hunslet-Barclay Bo-Bo Blue John winds its way, seemingly through the grass, from Earle's Sidings to Hope cement works. I want to draw your attention to the leaf texture and colour, and to the 'scale' of grasses and shrubs when compared to the locomotive.



Above: The Settle & Carlisle railway traverses some of the bleakest routes in the country, and while the hills form a spectacular backdrop. It's important to note how trees have grown in the sheltered 'folds', or distant valley basins.



Above: There's a misconception in the model world that trees are much smaller than their prototype counterparts. That may be largely down to cost, though it may also be the notion that they should be small so they don't dwarf the layout. I don't subscribe to that, and I believe the solution is somewhere in between; larger than what we're used to, but not too big. With that in mind, consider this view of the Dart Valley Railway, not only in terms of proportion, but also to see how trees don't always conform to our stereotype - note the tree in the bottom left of the picture. On a more positive note, creating apertures where trains can be glimpsed can be a particularly satisfying visual device, providing it's not overdone!



Above: An image that provides that all-important information on plant height, particularly relevant to the trackside. Furthermore, it illustrates that plants often grow in a mixture, rather than one type dominating a particular area. It also clearly illustrates the variety in height, spread, volume and structure.

Left: I want to end this section by thinking about trains in the landscape. What would it take to make a layout based on this? Certainly, you'd need open-framed baseboards and close attention to scenic detail. Just look at the shapes of the hills and fields. And look closely at the textures, wild and rough in the foreground, yet almost smooth in the background. Everything except the railway is organic, sometimes gentle, sometimes chaotic, weaving a rural tapestry around a Class 25 hauling spent fuel rods from Trawsfynydd power station.






# HOW TO... RE-CREAT



Nature comes up with some grand designs - as does **DAVE LOWERY**, in this tutorial on how to go about copying it.



**P**hotographs can be a great source of inspiration. You see a picture - a great view, an intriguing bit of railway or a particular locomotive in an interesting location - and it's all the impetus you need to get planning a new layout or diorama.

But how do you actually turn that photograph into a credible, functioning part of your layout?

Editor Richard Foster challenged me to have a go at this lovely Wiltshire scene. Obviously, this image encapsulates the entire diorama. You could expand on this and develop it as part of a much larger layout.

The backscene is just as important as the base, because it adds depth - and hides any paraphernalia that would distract from the layout. The backscene is white-faced hardboard sheet that has been painted sky blue, onto which I've painted a few white clouds using emulsion.

## LET IT FLOW

When you look at the photograph of the real thing, break it down into scenic elements. Regard the

ANNA STOWE LANDSCAPES UK/ALAMY



mid-ground as the flat base, with the fields behind raised to about 30° on a board, and then a thin line of scenery across the backscene. This will eliminate any harsh lines and will, hopefully, allow the scenery to flow.

As far as scenic materials are concerned, there are, along with paints, a selection of coloured scatters you can use on the centre and rising

backscene and nearer the 'camera', so to speak. I used static grass, which adds a lot more detail and some depth to the foreground.

Of course, more details such as animals, people, fences and even better quality trees can be added later, but this project is purely an exercise in achieving the basics, and remaining as true as possible to the picture.



# E A SCENIC VIEW



## HOW TO DO IT: MODEL A REAL SCENE



1 Get the general topography *in situ* to create the basic illusion. Keep comparing it with the photograph to align the levels.



2 I used hardboard at the back of the diorama, but I chose polystyrene for the foreground as it's easy to plant trees into it.





When you're happy with the lay of the land, so to speak, glue the various levels in place and allow to dry overnight.



Use sample pots of emulsion paint from DIY stores. Mark out the various fields, as they appear on the photograph.



Take your time getting the lines of the fields aligned as possible to the photograph. Once all the fields are painted, allow everything to dry overnight.



Plough furrows can be represented with a brown felt-tip pen. They will look bold now, but will blend in when the scatter is applied.



Seasoned modellers will have a collection of scatters and grasses like this. If you are just starting out, a trip to your local model shop is in order.



Starting from the horizon, break up the foliage into small pieces and glue them in place. Start adding small bottle brush trees to bring the scene to life.



Fill in the fields with coloured scatter, applied to a thin layer of diluted PVA glue with a spoon or fine tea strainer.



Woodland Scenics makes some excellent scatters in big bottles that have scattering holes in the lid. Again, apply it on top of a coat of PVA glue.



I used static grass nearer the foreground. Coat the area with glue, add an earthing spike and shake the static grass over the glued area.



A second coat of static grass gives more height. Apply hairspray and then more static grass. Experiment with an additional lighter shade to give contrast.



Finally, when all the adhesives have dried (usually overnight), you can plant the larger feature trees to complete the scene.

## FOLIAGE FAVOURITES

Trees and hedgerows are a mixture of products from Treemendous, Jarvis, Woodland Scenics, and basic 'bottle brush' trees, used to represent trees and ground cover.





ALL  
VERSIONS  
NOW IN STOCK

EXCLUSIVE TO MODEL RAIL

# USA TANKS

## 30069

Due to cancelled orders, we have a very limited number of MR-103 (BR black No. 30069) available. If you want one, get your order in quick before they're all gone!

Our second exclusive 'OO' gauge locomotive project is the popular Southern Railway 'USA' O-6-OT. Ten versions are now being offered, with a number of authentic detail variations.



MR-101: No. 1968, USATC black



MR-102: No. 68, Southern Railway black



MR-103: No. 30069, BR early emblem black



MR-104: No. 30064, BR late emblem lined green




MR-105: No. WD300 *Major-General Frank S. Ross*, LMR blue



MR-106: No. 30071, BR late emblem black (weathered)



MR-107: No. 36, National Coal Board black



MR-108: No. 72, Keighley & Worth Valley Railway ochre



MR-109: No. 30067, BR late emblem black (pristine)



MR-110: No. DS237 *Maunsell*, Departmental green

ORDER NOW

Tel: 01209 613984

[www.modelrailoffers.co.uk](http://www.modelrailoffers.co.uk)

ONLY  
INCL. P&P **£124.95**

10% DISCOUNT FOR  
MR SUBSCRIBERS **£112.46**



# HOW TO...CREATE 21ST-CENTURY 'TRACTORS'



They've been around for over 50 years, but Class 37s are still hard at work on the modern rail network. **GEORGE DENT** creates an eye-catching duo of his favourite diesels, each with a contemporary feel.

**F**or someone who grew up in the Rail blue era, today's railway is certainly a very colourful one. Even more interesting are the new colour schemes being applied to a variety of classic traction classes that are still relied upon to generate revenue.

Although in greatly reduced numbers, there are still plenty of opportunities to see the popular English Electric Type 3s at work. Over the past year, I've enjoyed a number of trips to Cumbria to watch DRS '37s', hauling Northern Rail passenger services.

Furthermore, a handful of these '37s' are currently wearing 'retro' liveries for added nostalgia. But one modern livery has really caught my eye - the Europhoenix scheme applied

to 37800 and 37884. Watching the latter trundle through Leicester station one evening left me musing over how it could be replicated in miniature.

Luckily, you can now buy transfers which make the job easier. I opted for a set by Precision Labels, which includes silver phoenix heads, along with all the necessary numbers, small logos and embellishments. However, it still proved to be a very challenging prospect, with the mythical bird's wings having to be painted via a homemade stencil. It was good fun though!

And who could resist a rendition of DRS' 37424, recently named after the last air-worthy Avro Vulcan? The fact that the locomotive has been turned out in the attractive 1980s BR large logo blue scheme is a real bonus.

For the individual projects, I made use of two very different Class 37 models. For the Vulcan-themed '37/4', one of Bachmann's latest 'spec' DCC sound-fitted models formed the basis, while 37800 was created from a cheap second-hand Bachmann '37/4'. The latter needed some 'TLC', and some minor bodywork modifications were needed to replicate the correct '37/7' outline. I could have used one of Bachmann's Class 37/7s, but I can never refuse a bargain!

Who'd have thought that we would be seeing ex-BR diesels being brought out of retirement in the 21st century and wearing such a rich array of colour schemes, old and new? Let's make the most of it while it lasts! **MR**



**MODEL**  
Bachmann  
Class 37/4  
• Price: rrp £129.95  
(new)

**AVAILABILITY**  
Bachmann stockists

**DIFFICULTY**



**ESTIMATED TIME**  
18 hours per locomotive

**TOOLS NEEDED**

- Knife
- Straightedge
- Files
- Tweezers
- Drill and bits
- Razor saw
- Scissors
- Paintbrushes
- Ruling pen
- Soldering iron
- Airbrush

Innovative decals and masking media make refinishing tasks easier.





## SHOPPING LIST

● RailMatch enamel paints: 245 Flint Grey, 226 Railfreight Grey, 202 Warning Panel Yellow, 275 DB Red, 420 Coal Black, 206 Rail Grey, 207 BR Rail Blue. Howes Models.  
**Tel:** 01865 848000.  
**Web:** [www.howesmodels.co.uk](http://www.howesmodels.co.uk)

● Ultra-Mask film, Alclad2 clear coats, Lifecolor paints, Isopropyl alcohol, airbrushes and equipment. The Airbrush Company.  
**Tel:** 01903 767800.  
**Web:** [www.airbrushes.com](http://www.airbrushes.com)

● AK Interactive Extreme Metal enamel paint, Polished Aluminium. Scale Model Shop.  
**Tel:** 01422 405040.  
**Web:** [www.scalemodelshop.co.uk](http://www.scalemodelshop.co.uk)

● Archer waterslide rivet/bolt head decals. DCC Supplies.  
**Tel:** 08452 241601.  
**Web:** [www.dccsupplies.co.uk](http://www.dccsupplies.co.uk)

● Superstrip paint stripper, masking tape, primer. Phoenix Paints.  
**Tel:** 01268 730549.  
**Web:** [www.phoenix-paints.co.uk](http://www.phoenix-paints.co.uk)

● Europhenix/Rail Operations Group Class 37 waterslide decals and reflective headboards, 3D-printed Dellner couplings. Precision Labels.  
**Tel:** 07800 744170.  
**Web:** [www.precisionlabels.com](http://www.precisionlabels.com)

● 37424/558 Avro Vulcan XH558 waterslide decals and nameplates. Railtec Transfers.  
**Web:** [www.railtec-models.com](http://www.railtec-models.com)

## HOW TO DO IT: PREPARE YOUR '37'

**1** Dismantle the models, taking care to place all screws, glazing and loose parts into re-sealable containers or bags. Label the contents so you don't get confused when working on several models at once.



**2**



It helps to work with a clean slate, so I prefer to soak the bodyshells in a bath of Phoenix Paint's Superstrip. After a scrub with detergent and rinsing, the shells are left to dry out for a few days.

**3**



After any modification work and prior to priming, a gentle wash with isopropyl alcohol removes any dirt and greasy deposits. Choose a mild formula, such as that offered by Medea ([www.airbrushes.com](http://www.airbrushes.com)).





## PROJECT 1 HOW TO DO IT: TURN A '37/4' INTO A '37/7'



For the Europhoenix project, one engine room window on each side needed to be filled. A scrap of plastic card was fixed to the inside with liquid poly cement.



When the cement had cured, filler could be applied from the outside, after flattening the raised beading around the aperture. The handholds near the side door were also filled and sanded smooth.



To form the angled recess for the nose end multiple working sockets, I made my own miniature chisel with a 2.5mm wide blade. I used an old saw blade, shaped and sharpened with files and abrasives.



After 'setting in' along the lower horizontal edge with the aid of a pin hammer, hand pressure was enough to help the chisel cut the recess to the desired depth and angle, leaving neat edges.



The multiple working sockets were formed from 2mm diameter styrene rod and 10thou by 20thou strip, secured with liquid poly cement. Working on the nose ends separate from the body made life easier.



An unusual feature of the Europhoenix Class 37s is the deeper recess in the centre of the nose valance, giving the pivoting Dellner couplings adequate clearance. A flat needle file took care of this.

### FACTFILE: EUROPHOENIX

Having been sold by EWS, 37800 and 37884 were employed on infrastructure work by GIF in Spain in the early 2000s. Returning to Britain in 2012, they were obtained and resurrected by Europhoenix, the pair re-entering traffic in 2015-16.

Now in the service of Rail Operations Group, the locomotives have most notably been engaged in the regular haulage of Electrostar EMU units between Ramsgate and Derby for refurbishment. For this work, each locomotive has been fitted with pivoting Dellner couplings.

Right: Europhoenix 37800 drags Class 375 EMU 375702 through Loughborough on August 14, en route to Derby Litchurch Lane. PAUL BIGGS

Below: 37884 approaches Farnborough on August 12 bound for Eastleigh works, with Class 442 EMU 442403. MARK PIKE





## PROJECT 2 HOW TO DO IT: PAINT EUROPHOENIX LIVERY



After a coat of white primer, the yellow warning panels are first to be applied. When dry, they can be masked carefully with tape. Seal any joints in the tape with masking fluid, applied with a cocktail stick.



Where possible, work from the lightest colours to the darkest. With the Europhoenix scheme, the lighter grey (Railmatch 245 Flint Grey) was applied to the whole body, building up the colour gradually.




The light grey was then masked, again sealing any joints with Maskol. The darker shade was created by mixing RailMatch 226 Railfreight Grey with 420 Coal Black.



With the dark grey dry, the masking was modified and the red panels created. Adding a vibrant colour over the dark grey required plenty of light coats to be patiently built up.



Using the scaled illustrations provided with Precision Labels' decals as a guide, Ultra-Mask film was cut to form a stencil for the phoenix wings. Use a fresh, sharp blade to cut through the film.



The mask film was peeled off the paper and placed onto the model, pressing it down firmly with the edge of a cocktail stick. AK Interactive Polished Aluminium was then sprayed through the stencil.



The beauty of the Ultra-Mask film is that it can be re-used on the other side. The demarcations are a bit fuzzy on the grilles, but these will be hand-painted in the dark grey shade anyway.




After touching in small details by hand, the whole bodysell was treated to a number of gloss clear coats, ready for the decals. The Precision Labels set provides everything apart from overhead warning icons.



Use plenty of water to help ease the decals from the backing paper onto the surface. The transfer film is delicate, so keep manipulation to a minimum. A spare of each icon is thoughtfully provided - just in case!



The orange cantrail stripes can be added with decals or with a ruling pen and paint. Enamels are easier, but I prefer acrylics - they dry much faster. Work on small sections at a time, cleaning the pen after each stroke.



A bendy plastic ruler (I found this one in WHSmith) helps guide the blades of the pen over the bonnet tops. Allow the paint and decals to dry overnight before sealing with varnish.



## FACTFILE: 37558 AVRO VULCAN XH558

Avro Vulcan B2 XH558 was, until 2015, the last airworthy example of the classic RAF Cold War bomber. Developed in the 1950s as part of Britain's nuclear deterrent, over 130 entered service, with the last examples, the K2 tanker variant, retiring from RAF duty in 1984. Now owned by the Vulcan to the Sky Trust, XH558 is displayed at Robin Hood Airport ([www.vulcantothesky.org](http://www.vulcantothesky.org)).

As part of a thorough rebuild at LORAM UK's works at Derby, 37424 was unveiled in its new guise - 37558 Avro Vulcan XH558

Right: DRS 37558 Avro Vulcan XH558 departs Derby on October 10 with classmate 37419 *Carl Haviland 1954-2012*. Restored to 'large logo' blue, this was 37424's first main line journey since it was withdrawn by EWS in 2000. STEVE DONALD

Below: Avro Vulcan B2 XH558 performs a flypast over Filton airfield, Bristol, on September 29 2012. This is where the bomber's famous Olympus engines were built. XH558 is kept in taxiable condition at Robin Hood Airport (formerly RAF Finningley). JMF NEWS/ALAMY

- at a ceremony at DRS' Crewe depot in July by Vulcan to the Sky Trust Chairman John Sharman. However, the locomotive is still registered on TOPS as 37424.

Funnily enough, 37424 is not the first Class 37 to be named in honour of the bomber. Having previously carried unofficial *Vulcan* painted names, courtesy of Tinsley depot in the 1980s, 37087 received cast *VULCAN AVRO B1 & B2* nameplates under Harry Needle Railroad Company ownership in 2003. The 'plates were removed when 37087 was sold to DRS, and the locomotive was eventually scrapped ten years later.



## 3D DECALS

I could hardly believe my eyes as I sat in a café in Bakewell, looking at Railtec's new 3D waterslide decal nameplates. How on earth are these created, I wondered?

Railtec proprietor Steve Bell met me to show off some of his new wares and to say that I was impressed by these innovative - and immensely user-friendly - new decals would be an understatement.

Sure, they inevitably lack some of the finesse and metallic 'edge' of

etched stainless steel 'plates. But anyone who's struggled to remove errant glue stains while fitting etched nameplates will appreciate the convenience of a waterslide version that still offers realistic relief.

As with any waterslide transfer,

the nameplates can be adjusted easily until absolutely perfect and, after sealing with clear varnish, the bond is secure enough to withstand everyday handling.





Ensure that all previous layers of paint are completely dry before applying masking tape, fluid or film. For both acrylics and enamels, at least 24 hours is required.

## PROJECT 3 HOW TO DO IT: CREATE 37558



Railtec's 3D nameplate decals offer a cheaper and easier option compared to etched metal 'plates'. There's a slight compromise on finesse, but the level of detail is impressive, nonetheless.



All the gear you need for applying 3D nameplate decals: sharp scissors, tweezers, a soft brush and decal setting solution, such as Micro Set. A few cocktail sticks and cotton buds are also handy.



While the nameplate is soaking in clean, tepid water, brush the model's surface with Micro Set. When the decal becomes loose, gently transfer it from the paper to the model.



Take your time to get the nameplate aligned perfectly. A strip of low-tack masking tape can be used as a guide. Add more water to the surface to aid manipulation. Soak up the excess with cotton buds.

5 Allow the transfers to dry naturally, preferably overnight, before sealing with varnish. As well as the names, Railtec provides all necessary numbers, logos and small embellishments.



The retro-scheme applied to DRS' 37424, along with Vulcan-themed name and numbers, has produced a very popular contemporary prototype for modellers.

### SEE MORE

Keep up to date with George's modelling projects by visiting his blog and Instagram sites:  
 ■ [www.georgedentmodelmaker.blogspot.co.uk](http://www.georgedentmodelmaker.blogspot.co.uk)  
 ■ [www.instagram.com/dentmodelmaker](http://www.instagram.com/dentmodelmaker)



## HOW TO DO IT: FINISHING TOUCHES



**A set of etched brass miniature snowploughs** was assembled from a PH Designs kit. Brackets are provided for fitting to specific locomotive classes. Just the outer blades were needed for 37800.



The 'ploughs were primed and painted before gluing behind the bufferbeams. 3D-printed Dellner couplers are available from Precision Labels, and can be posed in up or down positions.



The final touch for 37800 is a Rail Operations Group headboard (also from Precision Labels), printed onto metallic, self-adhesive film. Simply cut it out with scissors and fix to the lamp bracket.

### EXPERT TIP

#### CLEAR COAT QUANDARY

While a high-gloss clear coat is essential prior to the application of decals, I always seal the transfers with more gloss varnish. This helps to hide any traces of the clear transfer film more effectively than matt or satin varnish. When this is dry, the final sheen can be tailored to your preferences.

There's no need to apply the same sheen to the whole model, however. For pristine locomotives, a satin finish to the sides and ends can be complemented with a matt finish on the roof and chassis, to avoid unsightly reflections.

It's important to choose your varnish carefully, as some waterslide decals are sensitive to solvent-based formulas - especially transfers produced by Precision Labels and Railtec. If in any doubt, opt for an acrylic-based formula, such as Alclad2 Aqua Gloss.



As well as getting the livery right, it helps to add the small details too. For 37800, that means a set of snowploughs and some exquisite 3D-printed Dellner couplings.



### WHAT NEXT?

George re-creates one of the small but popular Class 37/9 fleet next issue. Don't miss it!







# Cobalt iP digital

**525,000 plus changes and still going...  
counted on its own internal switches!**

## A look behind the scenes @DCCconcepts:

Every time we produce a batch of Cobalt motors, we take random samples from the batch and test them until they no longer work perfectly!

What's more, while that is of course important, we don't just test them for reliable changing... We count all our tests two ways, watching both the commands to change sent from the Tester AND reading the feed-back from Cobalts own on-board S.P.D.T. switches.

We also analyse every single test, trying to make every Cobalt motor a little better every single time...

The result? Cobalt tests now exceed 500,000 changes per test... with little no change in the operating quality



## So why are Cobalt iP Digital and Cobalt iP Analog so reliable?

- Tooling is replaced before it wears and the case is made from super-stable plastics
- Gearing is made from really long-life engineering plastics created for gearing use.
- We use Gold plated Phosphor-bronze contacts & we harden switching PCB tracks for low wear.

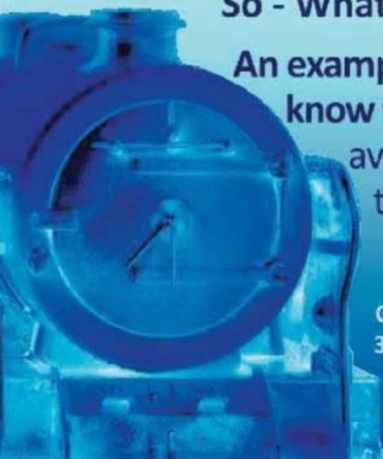
**So - What does such high reliability mean for YOU? We think it means a lot!**

**An example? we offer a lifetime warranty: However - What's it worth unless we know what a lifetime may be?** In the case of Cobalt iP we now KNOW that the average Cobalt iP turnout motor, Digital or Analog will out-last us all as the tests we put them through equal more than 200 years "On-layout" use...

**So our LIFETIME warranty is a real benefit to YOU: We like that!**

Cobalt point motors & all other DCCconcepts products are distributed world-wide by DCCconcepts Pty. Ltd  
3/13 Lionel St, Naval Base WA 6165 Australia P+61 8 9437 2470 F+61 8 9437 2471 [www.dccconcepts.com](http://www.dccconcepts.com)

DCCconcepts welcomes Retailer & Distributor enquiries. In the UK, DCCconcepts products are distributed by Gaugemaster Controls Ltd., Ford Rd, Arundel BN18 0BN Ph. +44 1903 884 488 [www.gaugemaster.com](http://www.gaugemaster.com)







**CHRIS LEIGH**  
Consultant  
Editor

## CORNISH COASTAL LAYOUT PART 8

### WORK DONE

- MR216 Village planning
- MR218 Lattice girder bridge
- MR220 Medieval castle
- MR221 Cassette fiddleyard
- MR222 Modelling cliffs
- MR226 Modelling a village
- MR228 Build a harbour

### DIFFICULTY



### TIME TAKEN

One week

### TOOLS NEEDED

- Steel rule
- Cutting mat
- Craft knife
- Clay-working tools
- spatula, cobble embosser

Photography: CHRIS LEIGH/CHRIS NEVARD

## HOW TO...

# INSTALL BUILDINGS

Making the buildings is only half the job. Installing them so that they look right is a different matter altogether, as **CHRIS LEIGH** explains.

**M**y previous magazine project layout was 'Black Dog Halt', built as a step-by-step guide for *Model Railway Constructor* in the early 1980s. I've done lots of other layout building since, but not primarily for magazine use. 'BDH' had just three buildings, the stationmaster's house, the ground frame hut and the halt shelter, and all were carefully modelled from pictures of the real thing.

More recently, I've built parts of

my own layouts with a view to illustrating *Model Rail* articles, but I've never built a layout from the ground up, where every step would be under such scrutiny. Until now...

'Polwyddelan', my Cornish harbour layout, has been a novelty for me right from the start. I don't like modelling from my imagination - it isn't that good. Nor am I good at sketching, so when I visualise an idea I have no way of transferring it to paper, and by the time I've built it I will have strayed considerably from what I had first imagined.

In those terms, 'Polwyddelan' was a bad idea. The concept was a tiny harbour with a small terminus high above it and a 'Cornish Clovelly'-style main street linking the two. It was to be packed with detail on the basis that doing so would be easy in a confined space. More worryingly, there was no prototype to copy. Clovelly's buildings are distinctly Devonian, and I needed buildings that were appropriately Cornish. I took photographs in St Ives in order to have some references for building styles. ☹







## HOW TO DO IT: FITTING AND FIXTURE



I used Woodland Scenics foam roadbed inclines for the sloping roadways, and the packaging from Skaledale models as bases for the buildings. The plots were numbered and the dimensions written on each part.



I made bases to specific heights with foamboard and while work proceeded on the buildings, I gave the road several coats of Woodland Scenics plaster tinted with earth colour. I test-fitted things frequently during construction.



I adjusted the height of the foamboard base 'boxes' to bring the doorsteps closer to street level. These buildings would have benefitted from doors being placed towards the 'top' end, rather than the centre.



Several of the buildings on this part of the layout have to fit between two streets, so they may be three storeys high at the front and only two - or even one storey - where they meet the upper road.



This shows how plots 3 and 4 taper, the baker's being an 'L' shape to fit. There was a plot for a Skaledale chapel, but I felt that it did not fit in with the scratchbuilt structures, so I replaced it with two more houses.



The main property that replaced the chapel is this house, modelled on one which stands adjacent to the St Ives bakery. In real life, the curious front pathway is actually a huge stone slab, as modelled here.



Plot 1 is the combined Harbour Office and fishermen's chapel, loosely based on St Ives. To fit it under the bridge, I built it onto a small base unit surfaced with DAS clay and embossed with cobbles.



The card or foamboard was coated with PVA to provide 'grip' for the thin layer of DAS, which I pressed out between my fingers. I made the embossing tool by squashing a piece of  $\frac{1}{16}$  inch brass tube to a slightly oval shape in a vice.



The layout would be DCC controlled, so that the senses could be regaled with train sounds. But train sounds were not enough. To sound authentic, a Cornish harbour needs other sounds; it would not be complete without the coarse shriek of the herring gulls. I've succeeded in doing that and I'll explain how I did it in future. Now it just needs the salt smell of the sea air - and fish. I'm not sure how I'll do that... or whether I should try it in the confines of my house!

I covered the basic construction methods of various buildings in MR224 and the remainder of the 16 individual structures were all scratchbuilt in the same way. As the job progressed, and once the first structures had been placed, it became obvious that the remaining buildings would need to be built very precisely to fit specific locations. Indeed, in some instances they would actually need to be tapered shapes which would blend into the scenery as it receded towards the back of the layout.

In those cases, a suitable prototype was selected to give the kind of front that I wanted, whether a shop or a house. On the street that rises under the viaduct, there is one prominent property based on a St Ives baker's shop that I'm particularly pleased with. Most of the others are entirely fictitious and based largely around the use of Ratio and Ancorton windows and doors. The baker's shop required a corner location, so a cross-passageway passes in front of it and continues up some steps to the road.



To commemorate a mishap which took place with a Swann Morton craft knife at this location, I've called it Cutfinger Passage. But if anyone asks, Horatio Cutfinger was a notable Naval Officer from the village. **MR**

**The St Ives bakery on which I based my model.** Note how it fits right 'into' the streets which rise to both left and right. The house on the right was also used as an inspiration. **CHRIS LEIGH**



This is the base of Cutfinger Passage, faced with Wills stone sheet to make a wall onto which suitable 'flowers' could be glued. Balsa was cut to size for the steps.



Here's how the Harbour Office, baker's and Cutfinger Passage fit into the scene, around the viaduct piers. After gluing the buildings into position, I used DAS clay to fill and blend in any gaps.



This is the step unit for the top end of Cutfinger Passage, built up from layers of balsa wood and fitted with a handrail from Evergreen styrene strip. The side without a railing will be butted up against a stone wall.



The steps finished, painted and ready for installation. They are virtually hidden behind one of the viaduct piers. Off-cuts of Wills SM200 sheets were used for the walls.



Fitting the buildings and blending them in is a slow and painstaking process. The road has been given another layer of WS plaster and is now reaching the stage where any minor dips can be filled in with clay.



The door to Mighty Mike's Surf Store would have been better at the lower end of the building, but some subtle remodelling of the roadway in front will allow me to add some steps down to the door.





I've used Noch and Preiser figures. The characters relaxing outside Jane's Tea Room were all fitted to the building 'module', together with their chairs, tables and all the 'flowers', before installing the building on the layout.



Here, you can see which details have been fitted before installation on the layout - in this case the plants, planters, beer barrels and steps. The first section of clay is in place and the cobbles are being embossed with my brass tube tool.



On the right, the school, the baker's shop and Cutfinger Passage and steps have been installed and blended in. Some minor weathering work will be needed at the edge of the road.



Very confined spaces mean that it is essential to work from the back of the layout outwards. Therefore, the garden at Mighty Mike's was finished before the buildings opposite were installed.



Tisdunn House was the last structure to be built, fitted very precisely between the adjacent buildings. Tisdunn shares a base with Jane's Tea Room, and is angled to fit against the adjacent White House.



A small amount of blending in with clay, and the addition of some hedges, was all that was needed. The White House (it was US election time during construction) had its railings and flowers fitted before installation on the layout.

**21** A photograph will reveal how good your modelling really is, and highlight any tweaks which are needed. There are a few things to attend to before I'm happy with this view, but on the whole, I'm pleased with how 'Polwyddelan's' streets are turning out.



## POPULATION

It is important to populate a layout with appropriate figures, but for this scenario, that's not so easy. Most readily available 'OO' figures are intended as passengers for use on station platforms. People in suits and 1950s winter coats are not suitable for a modern summer coastal scene. I've used 'HO' figures for two reasons - firstly, because most of my buildings are slightly undersized, the use of such figures is not so obvious. Secondly, there is a much better choice of poses and clothing in 'HO'. Additionally, 'HO' manufacturers tend to offer themed packs, and these would be ideal.

Themed packs are key here, as I don't like to just place solitary figures in random places on the layout. It's easy to fall into the trap of placing a figure simply to fill a gap. But that's not realistic. Holidaymakers tend to be families, or in groups.

I've tried to follow that approach on 'Polwyddelan' and I think it works. It is, perhaps, most easily explained by the photographs.

The other factor in populating the layout is movement. Figures 'frozen' in moving poses aren't realistic, which is why so many model figures are in static poses. They look fine waiting on a station platform, but most figures on my two steeply sloping streets need to be walking up or downhill. A few dozen static figures just wouldn't look right on 'Polwyddelan's' main streets. I had to find walking figures in summer garb.

Even in the Noch and Preiser ranges there is not a huge choice of walking figures. Disregard those with inappropriate winter clothing, and the choice is even smaller.

**Above right:** In this scene, three people are window-shopping, a middle-aged couple are going for lunch in the Lifeboat Inn, two teenagers are waving to a friend (who is on the beach, waving back) and there's a short queue for ice creams.

**Above right:** In this scene, a family head back down the hill to see if they can find a lost teddy bear. A walker is pointing out something at sea to his wife, and a couple are about to enter the guest house.

**Right:** A walker strides up the hill as a couple meet for a cream tea and the man studies the menu. Someone has placed the lost teddy bear on the grit bin.





## TRAFFIC AND COBBLES

The compressed front-to-back dimensions of 'Polwyddelan' means that the roads have all become either narrow one-way streets or pedestrian paths. This is an example of how my 'imagined' layouts sometimes stray from the original plan. I decided that Main Street, which runs from the Blue Peter down to the harbour, would be pedestrianised, in the style of Clovelly. It would be passable, with care, in a 4x4 vehicle, but that's all.

I then got round the problem of vehicular access by restricting the other road down to the harbour to authorised vehicles only. This meant just the emergency services, particularly the Coastguard

and RNLI, and ice cream vans and commercial vehicles going to and from the harbour.

I have long admired the cobbled areas Chris Nevard makes for his layouts, so I decided to use his method of embossing the cobbles onto DAS modelling clay. Chris uses an empty ball-point pen ink tube as an embossing tool to produce round cobble stones. I decided that I wanted my cobblestones to be oval, so I made the embossing tool I mentioned on page 40. This worked perfectly for all my 'cobble-bashing', which took a couple of leisurely hours on a Sunday afternoon.



## HOW TO: MODEL COBBLES



I worked the DAS clay in my hands for a minute or two, then squeezed it into a flattened 'sausage', about 3mm thick. The card base must first be coated in PVA to ensure that the clay will adhere to it.



I pressed the clay out to the edges of the road, then smoothed the surface with a fingertip dampened with water. The use of tools is limited by the number of obstructions already in place.



The job of embossing the hundreds of cobble stones using the brass rod tool is neither as difficult nor as boring as it looks. I worked back and forth in straight rows wherever possible.



This stretch of cobbles took a couple of hours. It was allowed to dry overnight before being dampened with water and brushed with Woodland Scenics Concrete and Slate Grey, mixed to a light shade.

Above: A view which illustrates the steepness of Clovelly's main street. There is no vehicular access (sleds are used for deliveries) and many properties have front 'platforms' with railings. CHRIS LEIGH

Below: The steep cobbled street of Clovelly in 1952 shows clearly the arrangement of 'steps' to hold back the cobbled areas on the steeper sections. That's me on the left, aged five. LEIGH FAMILY COLLECTION



## Street Details

My seaside Cornish village required some rather distinctive details which I thought I was unlikely to find in a model shop, so I had to exercise my mind. How, for instance, could I make surfboards?



For the display of surfboards outside Mighty Mike's, I checked the internet for a typical length (7ft 6in in real life - 30mm to scale). Then I Googled 'surfboard images', and chose some colourful designs. I downloaded, re-sized and printed them, mounted them on card and cut them out.

Outdoor exhibits at the museum include an Ancorton laser-cut hay cart, an Oxford Die-cast Ferguson tractor, a cast GWR gas lamp and a Scalescenes SR green totem from the days before the Western Region acquired the station.

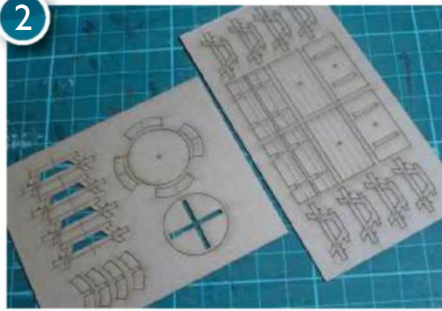





## HOW TO DO IT: MAKE LASER-CUT PICNIC TABLES



The cream tea shop needed some outside tables, so I used Metcalfe's easy-to-build laser-cut picnic tables. These are produced in hard brown card, so they don't need painting.




The kit provides one circular and two rectangular tables, each with its own built-in seats. Table tops are made from two layers and the legs slot into the bottom layer.



The laser-cutting process leaves tiny amounts of material holding the parts into the sheet. A single pass with the craft knife will release them, but a steel rule helps to prevent the blade from straying.



I used Velo-Sett quick-setting PVA for all assembly. Once the two layers of the table top and the two layers of the leg frame had been glued together, the leg frame just slots into place.



Make sure that the two leg frames stand vertical while the glue sets.



The seats fold up into a double layer. It's easier if you score the fold line gently a couple of times.



The seats fit easily onto tiny pegs on the table frame. It's a good idea to add seated figures at this stage.



Poles for the umbrellas are not supplied, but some plastic rod cut to the desired length does the job perfectly. The umbrellas must be cut out, lightly scored and folded where necessary.



The round table is assembled in a similar manner, but it has four separate leg pieces. They locate in slots in the underside of the table, in the same way.



The finished tables, ready for installation on the layout. But finding figures of drinkers or diners who are not lederhosen-wearing Bavarians was not so easy!



I used the computer to print many of my own signs and notices as these add a personal touch. Text for the 'vacancies' signs in the windows is in 4pt (in Microsoft Word, go to the font size box, over-type '4', then click back into the document). The colour palette is limited, but there is enough variation for my needs.



Once the buildings are in place, it's time to add the street furniture. Everything from lamp posts to grit bins, and things such as the outdoor museum exhibits and the café tables are glued in place with Deluxe Materials' Speed Bond.



## DCC DECODERS DEMYSTIFIED

**PETER MARRIOTT** gives an overview of DCC decoders to help you choose the right model.



A basic DCC decoder directs the locomotive's motor. Decoders with several functions also control the basic lighting functions. Higher end decoders with many functions can control sound, lights, the motor and other miscellaneous effects, such as

uncouplers and steam effects.

Commands from the controller are transmitted via the rails to the model's on-board decoder.

Some decoders feature connectors which you simply plug into the socket on a DCC-ready locomotive. Others need to be soldered. DCC-ready models come with a blanking plate in the socket that can easily be removed. Don't throw it away - at some point in the future you may decide to convert the locomotive back to DC.

There is no single standard decoder. They come in various shapes and sizes. For example, the Hornby R8249 decoder measures 17mm by 10mm by 3.5mm, plus wiring and an NMRA standard plug.

## “HIGHER END DECODERS CAN CONTROL SOUND, LIGHTS, THE MOTOR AND OTHER MISCELLANEOUS EFFECTS”

You can buy decoders with different current ratings. Generally speaking, the larger the locomotive the higher the current it will need; decoders with more functions will also require a higher current.

'Plug-in' decoders usually have six, eight or 21 pins. 'N' gauge models generally feature six-pin decoders, while 'OO' gauge models usually use eight-pin and 21-pin plugs. Check the model's instructions to determine which plug is fitted.

Generally speaking, the more the functions on a decoder, the more power-hungry it is. ESU sound decoders, for example, come in various forms for different purposes:

LokSound Micro	0.5A	Suitable for 'N' gauge and small 'OO'/'HO' models
LokSound 3.0V or 3.5V	1.1A	Suitable for 'TT' and 'OO' gauge models
LokSound XL	3A	Suitable for 'O' gauge models and above

The wiring harness on all decoders uses the same colour wires in the same order, which is a useful standardisation.

Each decoder in a model must have a unique number or address. This can either be a short (1 to 127) or long (128 to 9999) address. If you use over 99 DCC-fitted models you would need a DCC system that can accommodate over 99 addresses.

### Sig-naTrak®

Model railway electronics by GFB Designs

**Our DCC controller!**

- ★ Up to 9999 train and 2044 accessory addresses
- ★ Trains and accessories can be named
- ★ Easy to use - elegant, clearly-labelled touch keys - clear, colour graphical display
- ★ Drive from the touch panel, or optional handsets
- ★ Generous 3.5A or 5A output!

**The ACE**

NMRA-compliant DCC controller with full decoder programming and reading functions. Compact: only 220x150x45mm!

**£158.00 DCS2044 - 3.5A**

**£174.00 DCS2044H - 5A**

**and for accessories.....** **£14.00**

**The IMP** (part no: DSI1001)  
Servo controller - DCC or DC.

**The GEM** (part no: DPD2001)  
Point motor - DCC or DC.

**£19.00**

**The DRIVER** (BHS1204)  
ACE Handset.

See website or send large-letter SAE for more details. (prices inc. VAT, p+p extra)

GFB Designs - WE put YOU in control!

**Layout control modules - DCC or LocoNet™**

DAC20 Accessory Decoder - 8 outputs, built-in CDU.	<b>£65.00</b>
SIGM20 Colour-light Signal Controller - 6 or 8 outputs.	<b>£54.00</b>
DTM30 Digital Tower Master - 30 inputs & outputs.	<b>£63.00</b>
DSS1 Loco Shuttle - automatic train running sequences.	<b>£60.00</b>
TXC1 Turntable Controller - automatic indexing.	<b>£80.00</b>
MSC8 Scenery Animator - control lights, motors & servos.	<b>£30.00</b>

**67 Boddens Hill Road, Stockport, SK4 2DG**  
**Tel: 0161 883 2022; fax: 0161 883 2077**  
**Email: info@signatrak.co.uk; Web: www.signatrak.co.uk**

## Protocab

Do you enjoy wiring up the baseboard?  
 Or do you want to get on with the modelling  
 Do you enjoy track cleaning?  
 Or do you want to get on with driving the trains.  
 Do you enjoy digital poking and  
 chasing the the gremlins?

1p.

Fit these small components into each engine and with a hand held controller for up to 9 locos, you can have 4 to 5 hours running from each charge of the loco battery.

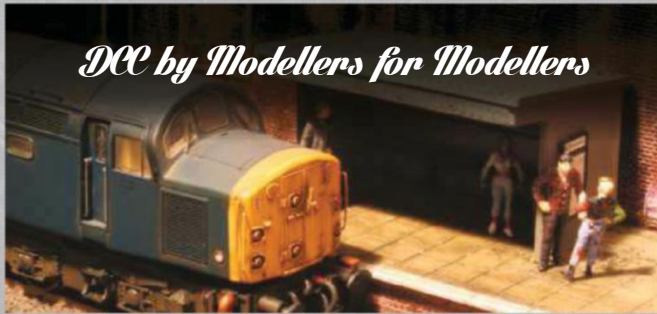
Using mobile phone technology, where each engine has a unique address, you are secure.

Each locos' characteristics can be programmed via the Controller. The software can be updated via your computer.

Find out more from:  
 UK Sales  
[www.emardee.org.uk](http://www.emardee.org.uk)

Technical Advice  
[www.protocab.com](http://www.protocab.com)





## DCC by Modellers for Modellers

### Stockists of

Bachrus, Circuitron, Tam Valley, CML Electronic, DCC Specialties, Digitrax, ESU, Express Models, Gaugemaster, LDT, CT Elektronik, Lenz, New Rail Models, Roco, RR-Cirkits, Sprog DCC, Team Digital, TCS, NCE, Zimo. Plus Many More!

**Friendly advice,  
support and  
installation services**

Ipswich Model Railway Centre,  
Unit 2, 48-52 Tomline Road  
Ipswich IP3 8DB.



## EVERYTHING YOU NEED FOR YOUR DIGITAL RAILWAY

### DIGITRAINS

Just starting out in DCC and not sure what's available?  
Grown out of your system and thinking of upgrading?  
Getting into sound and want to know the best decoders?

DIGITAL COMMAND CONTROL (DCC) is one of the fastest growing areas of the model railway hobby.

As the first new company to set up as a DCC specialist in the UK, DIGITRAINS now has a decade of hard-earned experience to share. Working in all the popular scales, we are here to guide you through the often daunting process of choosing the best equipment.

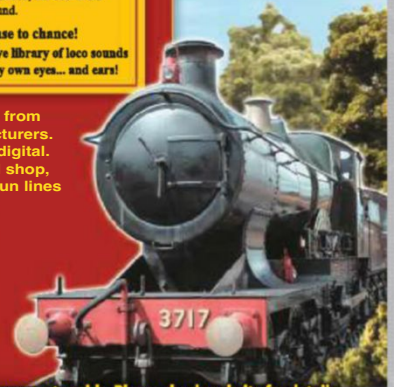
We stock a wide range of products as well as offering free advice, a decoder installation service and, we believe, the best DCC 'test drive' facility around.

Don't leave that major purchase to chance!

Why not visit our shop? Our comprehensive library of loco sounds can be demonstrated in front of your very own eyes... and ears!

We stock 1,000s of products from more than 30 leading manufacturers. And don't worry if you're not digital. We're also a traditional model shop, holding all the major ready-to-run lines

- Try before you buy
- Expert advice
- Great service
- Experience
- Major brands
- Worldwide mailing




We regularly attend railway shows countrywide. Please check website for details

15 Clifton Street, Lincoln LN5 8LQ  
**01522 527731**

[www.digitrains.co.uk](http://www.digitrains.co.uk)  
[enquiries@digitrains.co.uk](mailto:enquiries@digitrains.co.uk)

## DCC concepts thinking outside the square



**Alpha-Mimic is  
£49.95**



EASY STREET SIDINGS



## Alpha-Mimic

At last - Realistic Signal box or control panel diagrams without the need for complex wiring and there is NO cutting wires or soldering required! Alpha-Mimic panels and LEDs simply plug together easily so an illuminated Mimic Panel is now as easy to assemble as Lego™.

Alpha-Mimic is a totally plug-and-play product that brings many advances we created for our Cobalt Alpha range to all DCC users - Alpha-Mimic is totally self-sufficient and needs NO added DCC interfaces. Once your Mimic panel is complete, wiring it to the layout will be easy too, as only two wires are needed to connect it.

Alpha-Mimic works with ALL DCC system brands and it is also the perfect companion for Cobalt Alpha, Alpha Central, Alpha-Switch-D and Cobalt-S Levers.

Each Alpha Mimic provides plug-and-play links for 24 LED outputs that will reflect the status of up to 12 DCC controlled accessories on your panel. For larger needs Alpha-Mimic is linkable. When linked they can report the status of over 2000 Accessory Addresses. Addressing each Alpha-Mimic outputs is semi-automatic & really simple to do.

As each output can also manage several additional LEDs easily a well designed Mimic or control panel can also define routes clearly and show the route selected! Each Alpha-Mimic pack includes our exclusive "Alpha-LED" design, created for easy installation.

Alpha-Mimic is available complete with Red, Green or Red + Green 2-colour LEDs.

We also offer matching add-on Alpha-Mimic LED packs which include extension leads and multiple-link adapters for the unique Alpha LEDs, and we have even created some free software track-diagram symbols and icons to help you with mimic-panel panel design ([www.dccconcepts.com](http://www.dccconcepts.com) or email and ask for them at [Questions@DCCconcepts.com](mailto:Questions@DCCconcepts.com))

All DCCconcepts products are exclusive to and distributed world-wide by DCCconcepts Pty Ltd [www.dccconcepts.com](http://www.dccconcepts.com)  
DCCconcepts products are distributed in the UK by Gaugemaster Controls Ltd, Ford Rd, Arundel Ph. +44 1903 884488



**H**umans have domesticated and cultivated flora and fauna for thousands of years. Agriculture has transformed our landscape, and continues to shape our surroundings.

In Britain, farmland is a major part of the landscape that surrounds our towns and cities, and the history of the land is influenced by changes in farming practice. In some places in the UK, you can still find evidence of the ridge and furrow open field system, where villagers farmed strips of land.

Then came the concept of enclosure, the origin of the field system we know today. Hedgerows and fences - and even roads - divided the landscape into discrete parcels of land.

### NATURAL CHOICE

Nature has paid the price of our move towards this intensive farming. Woodlands have been cleared, destroying the natural habitats of birds and animals and reducing their numbers, but methods are changing, and some farmers are embracing old practices. 'Re-wilding' is now the buzzword for essentially letting nature take its course.

There's nothing like walking around a rural area and seeing how farming has shaped the land, while listening to the sounds of the herds and flocks of animals.

Then there's the farmyard itself. Modern farm machinery is particularly impressive, with monstrous harvesters, and quad-track tractors that format the earth for agriculture. But farmers seem to like holding on to old machinery, and you'll often see the remains of some fascinating old contraptions tucked away in corners, covered in interesting rusty shades and textures.

### TRACK AND FIELD

Railways and farms are also closely linked. Entire farming organisations might have been relocated by rail, but this was comparatively rare when compared to market day specials, where goods trains would have extra vans attached to be filled with livestock. Areas where agriculture was the primary industry would have a railway flavour all of their own, as special trains were arranged during harvest time to move potatoes or sugar beet, while the temporary influx of inner city folk to pick crops would also result in special train movements.

Farming and modelling go hand in hand, too. Most layouts feature fields of some description. It's a huge topic, so this article describes four farming projects to bring your layout to life. **MR**


# CREATE REAL FARMING SCE



Farmland is a huge aspect of rural railway modelling. **RICHARD FOSTER, DAVE LOWERY** and **PETER MARRIOTT** get their wellies on and show you how to model it accurately.



Below: Some crops bring colour to the landscape and nowhere was this more evident than in the Lincolnshire Fens. Sadly, tulip fields such as around the market town of Spalding are less common today. SKYSCAN PHOTOLIBRARY/ALAMY





# ISTIC NERY

## FURROWED BROWS

By DAVE LOWERY

The plough is one of the longest serving agricultural tools. Egyptian burial chamber murals illustrate ancestors of the modern plough being pulled by oxen.

Like everything else associated with modern farming, today's ploughs are huge, as are the massive tractors that pull them - not to mention the huge flocks of gulls that follow in a ploughing tractor's wake.

Originally, of course, it was done with teams of horses or oxen. But we railway enthusiasts like machines, so let's look at an early mechanised form of ploughing - namely the ploughing engine.

This system was invented by John Fowler of John Fowler & Co., of Leeds, and was almost naïvely simple: fit a length of cable on a drum to a traction engine and connect the other end to a plough, then drag the plough across a field. Sometimes ploughing engines worked in pairs, each working from either end of the field, or you'd get one engine, operating a pulley on the other side.

Rowland Miniatures produces 1:76 scale ploughing engine kits. Judging by the castings, they've been around for quite a while as they are a little less refined than modern kits. This means there will be a fair amount of work involved in cleaning up the casting before you begin construction. Don't be put off though, as the end result is quite worthwhile.

Scalelink offers a pair of R.M. Fowler ploughing engines and a balance plough. I chose to solder these kits together using a low-temperature soldering iron with whitemetal solder and acid flux. It



may be possible to glue the kit together, and while cyanoacrylate adhesives are fast-acting, a two-part epoxy glue would be stronger. The drawback is it is slower to cure, and you'll need to leave glued parts to dry for a while in order to achieve a good strong joint.

Construction using solder allows you to fill any gaps easily with solder. Also, if you need to adjust any parts, you can unsolder the parts and reposition them. As with all construction projects, good reference photos are helpful when it comes to part identification - and painting and weathering when the construction is complete...

We're all familiar with the law of kit-building: as soon as you finish something, someone announces a ready-to-run version. This mini-project is no exception. Oxford Diecast has just unveiled its plans for a 1:76 scale Fowler ploughing engine. Typical!

**MODEL**  
Rowland Miniatures  
WTB05 Fowler  
Ploughing Engines  
x2; Fowler Balance  
Plough  
• Price: WBT05:  
£42.00; WBT06  
£19.20

**AVAILABILITY**  
Scalelink

**DIFFICULTY**



**ESTIMATED  
TIME**  
2-3 days

**TOOLS  
NEEDED**  
• Soldering iron  
• Solder  
• Flux  
• Files  
• Clamps

## HOW TO DO IT: BUILD A PLOUGHING ENGINE KIT



The parts for one of the ploughing engines. Take some time to identify each part by referencing the instruction sheet.



Use a coarse file to remove the casting feeds, then use a finer grade file to smooth off the rough marks.

Low evening sun highlights the remains of ridge and furrow fields in Gloucestershire. These are tangible remains of the ancient farming practises from before the Enclosure Acts starting in 1604. SKYSCAN PHOTOLIBRARY/ALAMY



3



You'll need to take a lot of care when removing the flash from the wheel casting spokes. Use a scalpel and take it slowly.

4



Using the special low temperature soldering iron and whitmetal solder, join the two halves of the main body, filling in any gaps with solder.

5



The main body takes shape, the sub-assemblies have been soldered together and fitted to the main assembly.

6



The chimney really needs to be soldered. Getting the alignment right from all angles may take several attempts, as will achieving a smooth joint.

7



Now it's time to begin painting, starting with the primer. I used Halfords aerosol spray primers, using red oxide for the orange parts and grey for the blue parts.

8



To stabilise the parts for spraying, I used some old forceps to hold the main bodies, which are sprayed blue. I used a cocktail stick to hold the wheels while they were being painted orange.

9



The wheels were only secured in place once the smoke box, inside cab, and ploughing drum had been painted black, and the wheel rims and pistons were picked out with silver. The fully assembled model was then weathered accordingly.

**Farming today:** this Suffolk farmer makes light work of his field with a John Deere 8345RT tractor, with caterpillar tracks and a 394hp engine, and seven-furrow plough. CLYNT GARNHAM AGRICULTURE/ALAMY





Use hair grips as clamps and old weights from Lima locomotives to hold parts in place so they can be soldered. It also saves you from the odd burnt fingertip!



## HOW TO DO IT: BUILD A BALANCE PLOUGH



**1** The kit for the balance plough is very nice - but fiddly. Identify the parts with the instructions and lay them out in order of construction.




**2** Use a vice to hold the main plough casting and solder or glue the plough blade, they are left and right-handed.



**3** Use the diagram on the instruction sheet to find the correct angle of the plough's main framework.



**4** Three mouldboards are fixed to each end of the main frame. Check that when you plough, the furrows are turning in the same directions.



**5** After adding the hand wheels and the seat, paint the main colours in primer and weather fairly heavily. Remember - this machine is dragged backwards and forwards through mud!

## SOLDERING WHITEMETAL

Metals with low melting points, such as whitemetal, require the use of precise temperature adjustment and specific solders. Temperature controlled irons offer the flexibility to work with a variety of different materials and solders. However, 70-150°C is needed for whitemetal soldering and only specialist suppliers like Antex offer suitable irons.

Acid-based, active fluxes are the most popular among modellers and can be neutralised by water (some flux brands also offer specially formulated neutralising washes).

## HOW TO DO IT: SOLDER WHITEMETAL

**STEP 1:** Working with whitemetal involves the same processes, but with different grades of flux and solder and the metal must also be cleaned before bonding. A glass fibre brush is ideal.



**STEP 2:** Hold the two parts together and brush on a little flux to the area to be soldered. For large parts, work in small areas at a time, such as the ends or centre, as it's difficult to transmit enough heat over a large area without damaging the metal.



**STEP 3:** A temperature-controlled iron is essential. Set it to around 80-100°C, and use low-temperature solder such as Carrs 70. Pick up a little solder on the hot iron tip and apply it to the fluxed joint. Apply heat for just as long as it takes for the solder to flow.



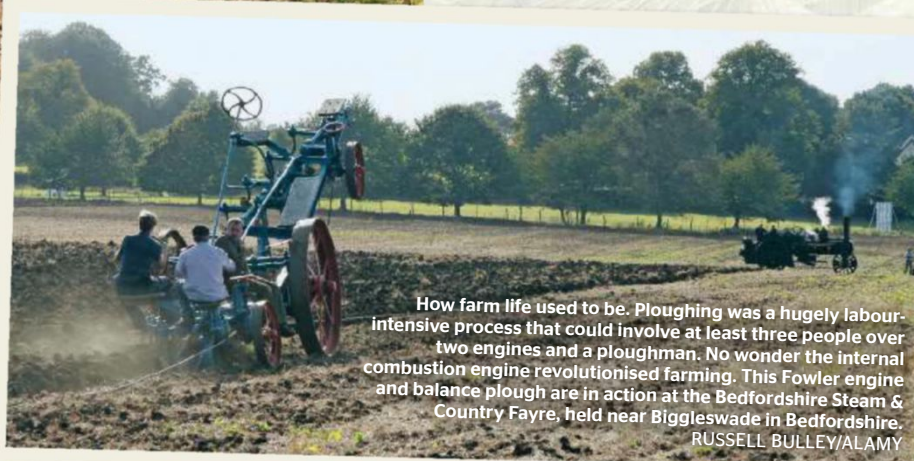
## RECOMMENDED EQUIPMENT

### SOLDER

- DCCconcepts Sapphire 100 solder. Available from Gaugemaster. Tel: 01903 884488. Web: [www.gaugemaster.com](http://www.gaugemaster.com)
- Carrs 70 solder. Available from C&L Finescale. Tel: 01179 505470. Web: [www.finescale.org.uk](http://www.finescale.org.uk)

### FLUX

- DCCconcepts Sapphire No-Clean Flux. Available from Gaugemaster.
- Carrs Yellow. Available from C&L Finescale.



How farm life used to be. Ploughing was a hugely labour-intensive process that could involve at least three people over two engines and a ploughman. No wonder the internal combustion engine revolutionised farming. This Fowler engine and balance plough are in action at the Bedfordshire Steam & Country Fayre, held near Biggleswade in Bedfordshire. RUSSELL BULLEY/ALAMY



# À LA CART

By PETER MARRIOTT

## MODEL

Arch Laser Co.  
ALOO-009 Devon  
farm cart kit  
• Price: £8.95

## AVAILABILITY

Osborn's Models.  
Tel: 01237 423453  
Web: [www.osbornsmodels.com](http://www.osbornsmodels.com)

## DIFFICULTY



## ESTIMATED TIME

90 minutes

## TOOLS NEEDED

- Self-healing cutting board
- Sharp craft knife
- Small paintbrushes
- Black and brown acrylic paints
- Sanding stick
- Busch Laser-Cut Adhesive (available from Golden Valley Hobbies for £2.60).

Urban motorists may complain of congestion and gridlock, but there's nothing more frustrating than bowling down a country lane and coming up behind a tractor and trailer. The trailer will be fully laden, tyres bulging, suspension groaning, full of potatoes or sugar beet, or something equally heavy and it'll trundle along at 25mph for what seems like forever...

The tractor will be some monstrous affair, with hundreds of horsepower under the bonnet, while the trailers seem to get bigger every year. Some manufacturers offer twin-axle trailers with up to 20t capacity - they're impressive bits of kit.


These behemoths are a world away from the trailers and carts of yesteryear. Gone is the clop-clop of the horse-drawn wagon...

Arch Laser Company's growing

range of 'OO' and 'N' gauge laser-cut kits, retailed by Osborn's Models, are beautifully detailed and great fun to build. They're cut from micro-plywood, and construction requires a very different technique to a plastic or card kit.

I chose this wonderful 'OO' gauge Devon cart. This type of horse-drawn wagon was still popular well into the 1950s, and it makes a change from all of the machinery you see today!

■ My thanks go to George Dent for the loan of the horse and groom.




The completed Devon cart with painted front and rear panels, wheels and other parts with diluted acrylic paint the cart looked like this. The hay load, of 6mm static grass fibres, complements the cart's fine detail.



## HOW TO DO IT: BUILD A LASER-CUT CART KIT



The parts of the laser-cut Devon cart. The pieces on two sheets of micro-plywood are held on the backing sheets with small nicks of plywood that need to be cut through using a sharp knife over a self-sealing cutting board.



There is just one small tag holding each of the fine wheels onto the backing sheet. The sharper the blade you use, the easier the cut will be. The wheels can even rotate on their axles. A sanding stick is a good way to remove any 'flash'.



Busch glue is ideal for use with laser-cut kits. The point enables precise application of the glue, and the bottle is squeezable enough to allow steady application. Laser-cut glue works better than PVA because it dries quicker.



The first step is to fix the sides of the cart body together. This is easy to do by simply fixing the well-defined side overlays onto the micro-plywood sides. Remove any excess glue before it sets, otherwise it will leave a shiny mark.



The chassis is easy to assemble because one axle and the rear larger wheels simply fit into the rings on the lower parts of the sides. Wheel nuts should be fixed to the ends of the axles with a dab of glue, leaving the wheels to spin freely.



To paint the wheels of the cart, I used slightly diluted acrylic black paint. For the insides of the cart and the top of the mudguards, I used brown paint. The plywood is quite absorbent, so two coats were necessary.





Above: How it used to be: a horse-drawn cart, heavily laden with straw, at Beamish Museum's Home Farm on September 3 2013. CLEARVIEW/ALAMY

Right: How it is today: In contrast to the horse and cart, the Bailey root trailer has a capacity of 697cu ft, while the JCB Fastrac has a top speed of 50mph. KATHY WRIGHT/ALAMY



## FARMING INSPIRATION



An idyllic farmyard near the beautiful Cotswold village of Duntisbourne Leer, Gloucestershire. Yards such as this bring a certain romanticism to farming, and it conceals the sheer hard work involved! COTSWOLDS PHOTO LIBRARY/ALAMY



There's a beautiful symmetry to a freshly tilled and planted field of potatoes, especially when photographed against a clear blue sky. ALEX RAMSAY/ALAMY



Farmyards are perfect places for a bit of industrial archaeology as farmers never seem to throw anything away! This field, in Herefordshire, is home to the rotting remains of an old Hillman Husky and a Mini van. JOHN JAMES/ALAMY



The result of the Enclosures Acts: distinct fields with their own boundaries - be it walls, roads, hedges and ditches - on the fells of the North Yorkshire Moors. FUNKYFOOD LONDON - PAUL WILLIAMS/ALAMY



# HAVE A FIELD DAY

By PETER MARRIOTT

## MODEL

Noch 07450 Natur+ Arable Land sheet, including ten grass tufts

• Price: £18.50

## AVAILABILITY

Gaugemaster.  
Tel: 01903 884488.  
Web: [www.gaugemaster.com](http://www.gaugemaster.com)

## DIFFICULTY



## TOOLS NEEDED

- Dark brown acrylic paint
- Static grass fibres of various colours and lengths
- Gaugemaster Static Grass Glue GM169
- A small wide paintbrush
- A craft knife
- Self-healing cutting board
- Electrostatic grass planting tool

Careful use of static grass and additional foliage has completely hidden the join between mat and landscape. Building up the surrounding land has paid dividends.



## TOP TIP

It is always necessary to paint the base of an area to be treated with static grass to prevent the base material being seen through the planted fibres from above.



A Claas Jaguar 970 maize harvester tears into a maize silage crop in November 10 2009. WAYNE HUTCHINSON/ALAMY



In my childhood, I would sometimes cut two semi-circles out of shoebox, turn it upside down and call it a tunnel. And I was just as content to call a piece of brown-painted corrugated card a ploughed field.

But to make this ploughed field, I experimented with a Noch Natur+ Arable Land. This 21cm by 19cm hard foam piece of land can be heated with a hairdryer, which softens it and allows it to adopt the contours of the underlying land. It can be cut with a sharp knife and fixed to the landscape with white glue, contact adhesive or hot glue. In this instance, my challenge was to blend it into the adjacent land, because the mat is approximately 4mm deep.

I considered various ways of doing this:

### SHOPPING LIST

• Woodland Scenics Assorted Modelling Sheets C1177, Woodland Scenics Foam Tack Glue ST1444, Woodland Scenics Foam Putty ST1447, Bachmann stockists.

1) butt one of the better quality grass mats up against it; 2) use a few layers of static grass fibres to build up the surrounding land; 3) build up the surrounding land with cardboard or filling plaster; or 4) use sheets of thin foam to build up the land to match the height of the mat (this is the solution I chose).



Above: A Massey Ferguson 5455 tractor ploughing a stubble field near Chatteris, Cambridgeshire, in 2005. COLIN UNDERHILL/ALAMY

## HOW TO DO IT: MAKE A PLOUGHED FIELD



The mat is easy to cut and shape with a sharp blade. Alternatively, you can bond several sheets of it together using Woodland Scenics Foam Tack Glue.



Use a mixture of finely chopped foam scatter materials to represent weeds that have grown, or crops that are about to be ploughed in. Use Deluxe Materials Tacky Glue to hold them in place.

3 I used Woodland Scenics Assorted Modelling Sheets (C1177) to build the height of the land to match the piece of ploughed field. Again, Foam Tack is an ideal adhesive.



To fill the thin gaps along the edge of the mat, Woodland Scenics Foam Putty was pushed in with my fingers and then a damp wide paintbrush used to smooth it out.



With the putty dry, paint with acrylics. Use different shades to represent specific types of soil, underlying earth. Add static grass fibres to the adjacent land.



On this occasion, I used Gaugemaster Static Grass Glue, which has better fixing qualities for when you need the grass fibres to stand upright.



The first layer of grass applied was 2mm fibres. The grass would be built up over the course of a few hours in multiple layers with slightly different coloured layers each time.

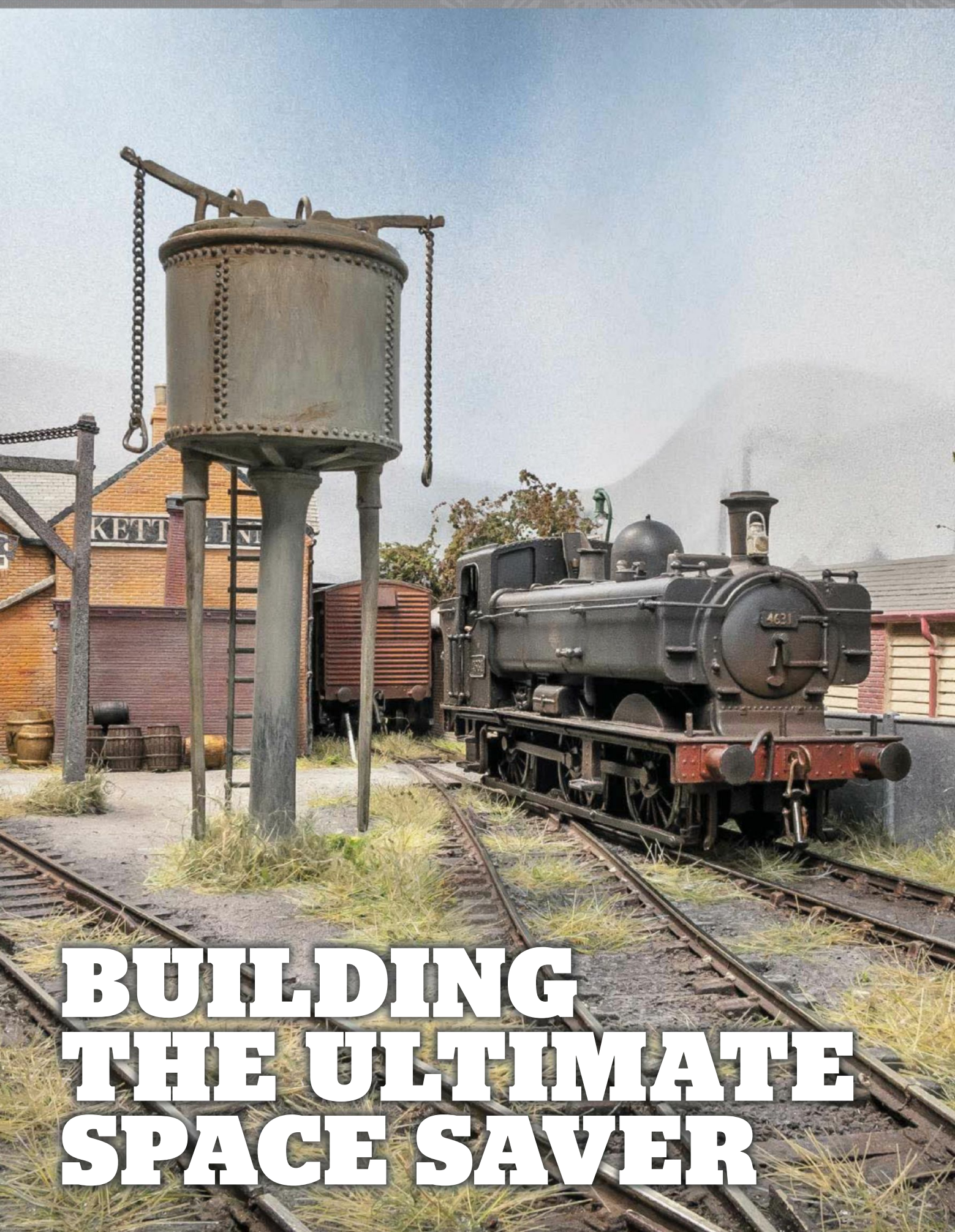


The Noch arable field mat is nicely embedded in the landscape now that the various levels of static grass fibres have been built up around the perimeter.



I spread Woodland Scenics Foam Putty around the field with an off-cut of card to bring the surrounding landscape up to the same level as the field.





# BUILDING THE ULTIMATE SPACE SAVER





Despite the Peco 'Bibloc' track being designed for modern high-speed lines, it also looks at home in a weed-infested, industrial setting, as it looks a lot like stone-sleepered track.



Taking a break from his embryonic 'Forest of Dean' layout, **CHRIS NEVARD** set himself the task of building a micro layout in just one week.

**00  
GAUGE**

**DIFFICULTY**



**ESTIMATED  
TIME**

25 hours

**TOOLS  
NEEDED**

- Knife
- Straightedge
- Files
- Tweezers
- Pipette
- Soldering iron
- Paintbrushes

**R**ecently, I came across a host of my old 'wallflower projects'. By that, I mean buildings that I've assembled or detailed over the years, but for no layout in particular. I'm sure we all have plenty of them, but I wondered if I could use them in a small 'quickie' project, something that could be completed in a much shorter time than previous projects...

Luckily, I had a spare, pre-assembled 2ft by 1ft baseboard from the Tim Horn laser-cut range, so I took a closer look at a few of the buildings in the hope of creating a workable composition for a mini-layout. This tiny area isn't a lot to play with in '00' gauge, so my thoughts turned to some kind of industrial railway with tight radii pointwork, set within a cramped area.

### RAPID DEPLOYMENT

With the help of a set of Peco turnout plans (downloaded from [www.peco-uk.com](http://www.peco-uk.com)), the trackplan was soon formulated and work began. My ideas evolved slightly as

work progressed, shifting the buildings around a bit to improve the visual and operational aspects.

Incredibly, within a week, the layout was completely finished and the trains were running. It's always a good idea to seize those moments of inspiration and get modelling, rather than put it off for another day.

In this article, I'll show you how I worked out a suitable track plan to provide plenty of operational interest, as well as my favoured methods of track laying and ballasting. The next instalment will cover the scenic work, including the modified buildings and stencilled backscene. **MR**

### SHOPPING LIST

#### BASEBOARD KITS

- 65cm by 30cm Scenic/Photo Plank Board 6mm Ply Kit (self-assembly) £41.57 plus P&P, Tim Horn
- Tel: 07920 510 890
- Web: [www.timhorn.co.uk/new-products/](http://www.timhorn.co.uk/new-products/)


## HOW TO DO IT: TRACK PLANNING



It was great fun positioning the Peco templates, buildings and small items of rolling stock to see if something workable could be achieved using tight radius pointwork. Traction no bigger than six-coupled locomotives is envisaged.



I tried out lots of ideas, taking operation into account while checking that locomotives would be able to navigate the track without having to stop across fiddleyard joints during shunting moves (which can cause stalling).



Peco's new Code 75 concrete 'Bibloc' track looks vaguely industrial, so I was keen to try it out. I didn't quite have enough, so a length of C&L bullhead FlexiTrack was used for one siding. This makes things a little more interesting.



The track plan was marked out onto 6mm foam board, rather than cork sheet. In the past I've used double-sided sticky tape to fix the track, rather than glue, with good results. Adding the ballast fixes everything into place.





Micro traction for a micro layout! 'Planet' 4wDM Fleur (Roxey Mouldings kit) potters about the yard. Note the fiddleyard exit beneath the fuel tank.



## SHOPPING LIST


### TRACK PLAN (all Peco Code 75)

- 1 x Peco Small radius 'Y' Turnout SL-E197
- 2 x Small Radius Turnouts (right) SL-E192
- 1 length (1 metre) of SL-106F Peco Streamline 'OO/HO' Code 75 'Bibloc' flexible track
- 30cm of C&L bullhead flexible track

## HOW TO DO IT: TRACK LAYING



DCCconcepts' track cutters made light work of trimming the track to length. Use a needle file to clean up the rail ends after cutting, ensuring the ends are square and free of any burrs.




With the track in position, I altered the arrangement of some of the buildings to get a better visual effect. In the early stages of planning, I was still unsure what the exact nature of the industry would be!



The next step was to solder wire droppers to the track. These pass through to the underside of the baseboard. I tend not to rely on fishplates for power transfer - they can be unreliable, so each section has its own power feed.




The baseboard was originally built as a centre board, so the ends needed to be blocked in with 6mm exterior plywood. After cutting a small exit point on each sheet, they were attached with PVA glue and 10mm panel pins.



A fresh panel was added to the front, too. This will hide the large bulbs I use in the lighting rig, when viewed head-on. Note the foam board base with track - this will be fixed to the baseboard later.



Once the glue has set, the joints can be tidied and the new panels sanded smooth. Wipe away any loose debris with a cloth dampened with white spirit and, when dry, the baseboard will be ready for painting.



Double-sided tape was employed to fix the foam board to the baseboard, having pre-drilled holes in the board for the wire droppers to pass through. PVA glue will do the job, but I ran low, so the tape came to the rescue.



This is a good time to complete all of the necessary wiring, power up the tracks and make sure that everything works. It's far easier to sort out any glitches now, rather than after the track has been ballasted.



Finely sieved beach sand was used as ballast, spooned carefully over the track. With a little practice, it's possible to tap the spoon on the top of the rails while lightly blowing the loose material between the sleepers for a neat finish.



Fix the ballast with diluted PVA (thinned to a milk-like consistency). Add a drop of washing-up liquid (or dishwasher rinse aid) and an optional dash of surgical spirit, which helps the glue sink into the ballast.





If you're adding surgical spirit to the diluted PVA mix, it's best to work outside, or in a very well-ventilated area, to avoid inhaling the strong fumes. Surgical spirit is also highly flammable, so keep it away from naked flames at all costs!



Either use a pipette to flood the diluted PVA into place, or load a brush with glue and lower it toward the track. Surface tension will draw the glue into the ballast and minimise disturbance to the ballast.




You'll need to leave the glue to set overnight (or longer, if possible). Test it gently to see if the ballast can be disturbed. If so, apply a second layer of the diluted PVA glue and leave it to harden for a day or two.



Industrial lines and sidings were often ballasted with very fine material, like old cinders. To replicate this, I used DAS modelling clay on top of the ballast. Smear it into place with your thumb, working on around 6in (15cm) at a time.




Use a stiff paintbrush to tamp the clay into place, wetting it slightly to help blend it into the surrounding surface by creating a light slurry. Practise beforehand, away from the layout, to see how the material behaves.



I don't like gaps between buildings and ground so all of the buildings were pressed into the soft DAS clay before it set. They were then removed, leaving a footprint to aid positioning later on.



I wanted to include a level crossing, so I used DAS clay to build up the road on either side of the track. The timber planking is made from coffee stirrers, pressed into the clay and fixed with neat PVA, with a gap for the wheel flanges.



Once set, the embedded coffee stirrers were sanded, along with the surrounding areas, to iron-out any bumps. Ideally, the crossing timbers should be slightly lower than the rail tops - this will help when cleaning the track.





TESTED

## Expert Tip

Look at how real crops grow before planting anything on your layout. Positioning the plants too far apart will ruin the look of a field.



# HOW TO... PLANT A MODEL MAIZE FIELD



He's an expert in this particular field - **PETER MARRIOTT** tries out JTT Microscale's product and shows you the best way to plant miniature maize.

## MODEL

JTT 95511  
Corn Stalks  
• Price: £7.50

## AVAILABILITY

Model Junction.  
[www.modeljunction.info](http://www.modeljunction.info)

## DIFFICULTY



## ESTIMATED TIME

Ten minutes

## TOOLS NEEDED

• Woodland Scenics  
Scenic Glue



**P**endon Museum features some of the most accurately modelled farm scenes I have ever seen. I don't have the patience to craft anything near Pendon standards, but I wondered if I could create a similar effect using commercially available products. During my search for miniature crops, I came across individual maize plants from US manufacturer JTT Microscale.

Maize - aka sweetcorn or corn on the cob - is still a comparatively new crop to Britain, but it has become a more common sight in our fields. Since the 1970s, maize production has grown from 20,000 acres to 450,000 acres. This crop, which originated in Central America, is hugely versatile and can be used for food, animal fodder and, increasingly, as a source of renewable energy.

I couldn't resist trying out these maize kits, although I resisted the urge to plant my own maize maze! **MR**

## HOW TO DO IT: PLANT A FIELD OF MAIZE



Four of the JTT corn plants straight from the packet. Each plant stands around 2.5cm high. To fix the plants in an upright position, I use either contact adhesive or thick white glue (such as Woodland Scenics Scenic Glue).



Foam scenery is a very good material in which to affix the JTT corn plants, because with a little light pressure, and holding the plant on its sides, the corn can easily be pushed around 3mm into the foam.



Once I had planted grass on the surrounding land, I planted the corn plants one by one. This was more fun than it sounds! Before I pushed the plants into the foam scenery I put a little white glue on the base of the plant to ensure it would stay put.

**4** Planting the corn is very easy and quick if the landscape is covered with foam. I planted three rows of 72 corn plants in less than ten minutes. Ensure that the plants are quite tightly packed in straight rows, as they are grown in real life.










# BROADWATER JUNCTION

**ED PURCELL** discusses the leisurely pursuit of just watching trains, and the decidedly less leisurely practice of building a layout to suit.

Words: MIKE HARRIS







'Broadwater Junction' is a mixed bag of inspirations; Ed cites Dyfi Estuary on the west coast of Wales as a specific location of interest, while also drawing inspiration from Scotland, Cumbria, and the West Country, too.



**3** Main: The track was weathered with an airbrush - sprayed with a dull earthy colour and then again with a slightly rustier brown on the sides of the rails.

**N**o matter how interesting a busy main line terminus is, or how challenging a shunting puzzle might be, sometimes all you want to do is sit back, relax and watch trains go by. With prototypical length trains, a vast rural expanse, and few other distractions, that's the very ethos of Warley Model Railway Club's (WMRC) 'Broadwater Junction'.

This sizable layout measures 15ft by 2ft 6in, and the club has made the most of the available space by working in 1:148 scale.

"It's easier to focus on full-length trains when working in 'N'," says club member Ed Purcell. "We run prototypical-length coal trains, empties, steel specials and engineering trains, with stopping passenger trains trundling behind them."

Additional interest is achieved via Up and Down loops and working signals, to accommodate both static trains and those heading off-scene.


## ROCKY MOUNTAIN WAY

The backscene is hand-painted. Initially, the group couldn't decide how to create it. Ed laughs: "I forced our hand, so to speak, by just getting on and doing it."

"It allowed us to set the layout against an unspecified area of landscape, as opposed to a specific location." It's inspired by the mountainous areas of Mid and North Wales, although Ed confesses: "I think I've made it look too much like somewhere in the United States - Colorado perhaps."

But that hasn't stopped audiences from admiring his artwork. "People seem to like the fact it's handmade, in the same fashion as the model itself," says Ed.


The group considers the Dapol ready-to-plant semaphore signals to









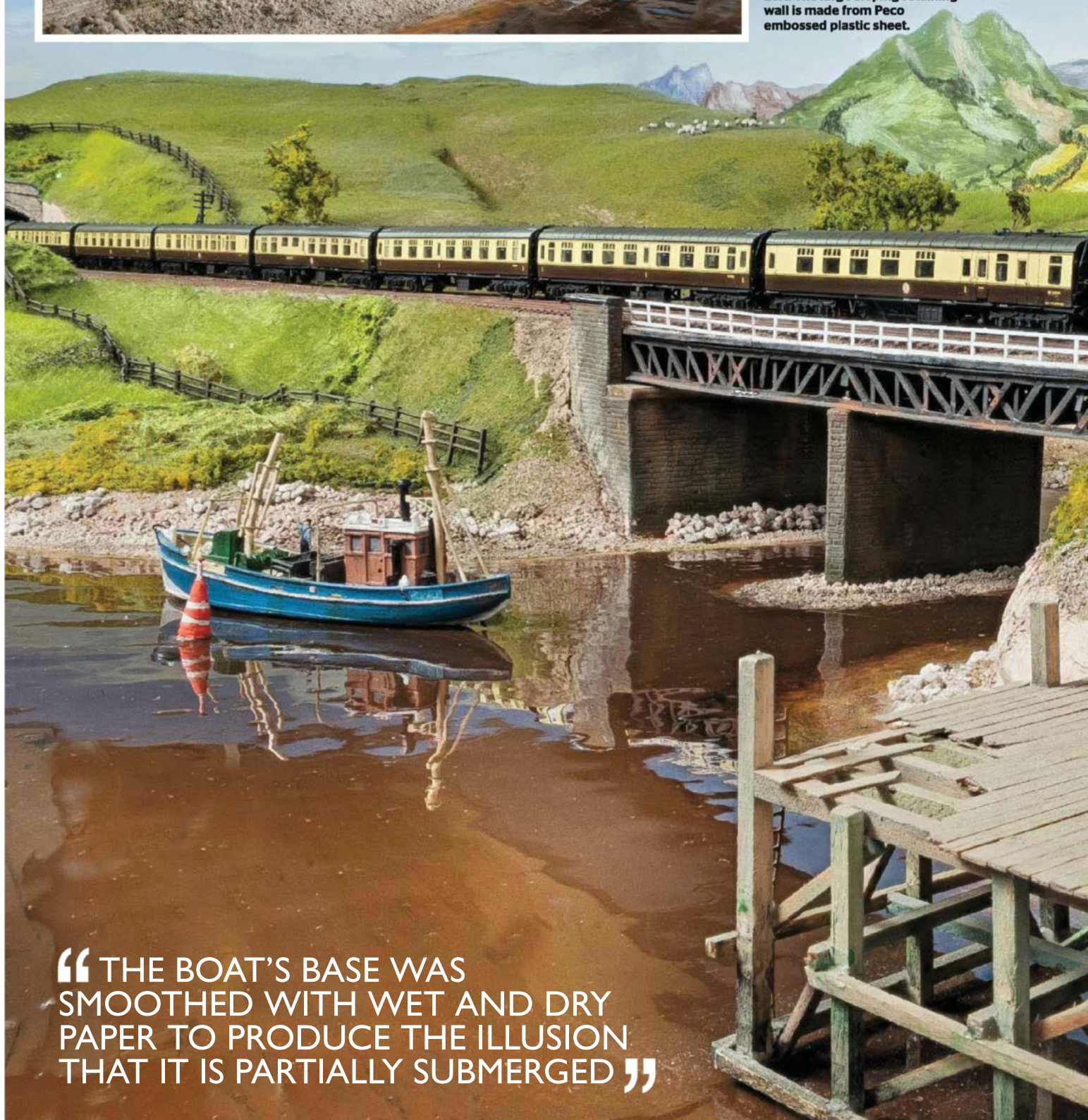


be a little over-scale, but are happy with their reliability. Ed explains: "They're more akin to 'TT' gauge in scale, and the lights are perhaps a little too bright, but they move nice and slowly, are easy to install, and are relatively trouble-free."

#### GROUNDWORK

Although WMRC hasn't had to grapple with masses of infrastructure, wide open terrain presents its own set of challenges, and perhaps the biggest challenge of all was ensuring variety.

**Left: The large sloping retaining wall is made from Peco embossed plastic sheet.**



“THE BOAT’S BASE WAS SMOOTHED WITH WET AND DRY PAPER TO PRODUCE THE ILLUSION THAT IT IS PARTIALLY SUBMERGED”



"You can produce a beautifully textured field using static grass, but if you only use one shade of green it's always going to look fabricated," Ed explains.

"The trick is to vary the colour of your ground cover. You'll find lots of scenic odds and ends scattered about 'Broadwater Junction' - sourced from the club's spares cupboard. We've also tried to vary the nature of the terrain, so there's boggy ground and moorland, too."

The club prefers using hard foam as opposed to expanded polystyrene, due to the mess it can create. The two

hills either side of the layout were made using this material.

"Two of us worked on the hills that hide the entrance/exit to and from the fiddleyard. We simply shaped the hard foam and secured it in place. It's a speedy way of producing hillsides and undulating ground."


The tunnel mouth itself was built using a Peco product, which was then customised accordingly. Says Ed: "We try not to use products fresh from the packaging unless they are exactly

what we're looking for." The wharf is a prime example - it's entirely scratchbuilt.

### MOOR THE MERRIER

This derelict wooden structure is scratchbuilt from American stripwood, but Ed had to stain each individual piece before it could be used. ➔

**S** You might be fooled into thinking that the sheep in the distance are very tiny white blobs or even part of the backscene, but they're actual three-dimensional 1:148 scale sheep. They look convincingly distant because they actually are!











“EIGHT LAYERS OF VARNISH WERE APPLIED IN TOTAL. IT'S A SLOW PROCESS, BUT IT WORKS WELL - FOR CALMER WATERS AT THE VERY LEAST”





“ I WAS CERTAINLY PLEASED WITH THE HUT, ESPECIALLY HOW THE RAFTERS ARE SHOWING ”

 7 The crane on the wharf is a modified Langley Models kit, and was damaged in an accident. However, the skewed jib fits into the derelict surroundings so well you'd never know. The pile of barrels is a casting from P&D Marsh. The tarpaulin is a piece of painted tissue paper.





Right: Trees are made from sea moss. Before they were placed on the layout, they were soaked in PVA (with a dash of washing-up liquid). Then Ed hung them up in his shed to dry. Once cured, the material was much more durable.



"There was loads of it! The cutting and chopping alone took a very long time, and that's before we tackled the assembly," he says.

"We decided to include a section of disused track. The rail was made from fine lining tape, which looks like it's set into the decking of the wharf."

The hut adjacent to the wharf is scratchbuilt using American strip-wood, too. The peeling roof is a particular highlight: "I was certainly pleased with the hut, especially how the rafters are showing. If I were to build it again, I think I would distress the wood a little more."

The boat is a modified Artitec kit (Shrimp Cutter, 54.108). Its base was smoothed with wet and dry paper to produce the illusion that it is partially submerged and not perched on top of the water.


## RICKETY FENCE

All layouts have room for improvement, and Ed cites the fencing (found in an old storage box) as something the club plans to improve in the future.

It proved problematic during installation. "One of our club members, Bill, spent hours and hours carefully placing the fencing along the embankments," says Ed.

"But it just doesn't stay together very well. There's a big gap in one of the photographs! We just cannot get it to stay in place - it's very difficult when you're working in such a small scale."

There's an argument that the fencing represents windswept open terrain rather effectively. And that's really what 'Broadwater Junction' does very well, it's a believable representation of an open expanse of hilly terrain, which is exactly what Warley Model Railway Club set out to do.

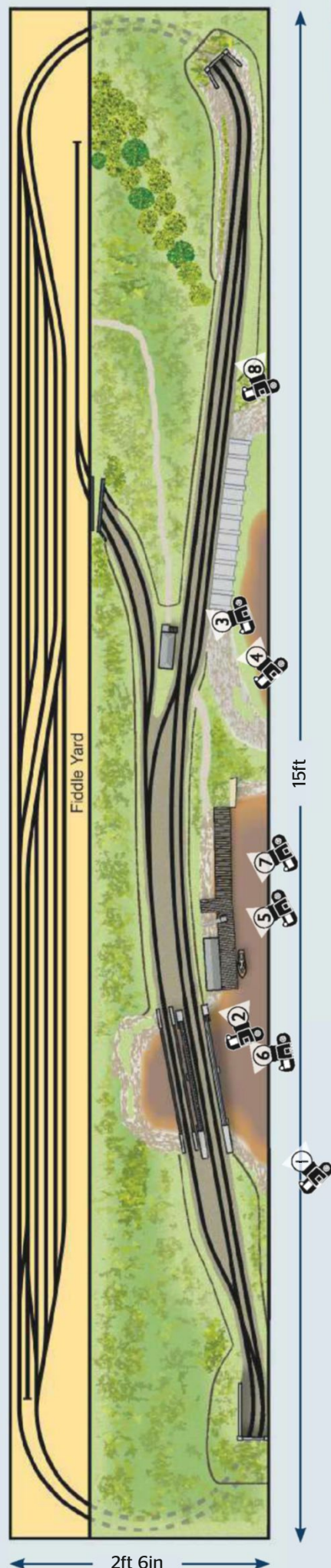
It's refreshing to see a layout that's so realistically sparse, yet utterly absorbing. You can lose yourself in 'Broadwater Junction', and that's down to some very clever modelling indeed. 





## LAYOUT FACTFILE

# BROADWATER JUNCTION



**Gauge & scale:** 2mm:1ft scale, 9mm gauge, 'N'  
**Locomotives:** RTR and kit-built  
**Rolling stock:** RTR and kit-built  
**Signals:** Dapol RTP  
**Power & control:** 12V DC  
**Buildings:** Scratchbuilt and RTP  
**Track:** Peco Code 55


### Things you might have missed



The layout is often run as Great Western due to the club's collection of GWR rolling stock.



The layout's fine custom-built control panel.



The water's edge is broken into two sections with a little land in between - this was to hide the baseboard join, which would have otherwise been visible through the transparent water.

The backscene is the main structural unit from which ribs support the scenic boards in front and the fiddleyard at the back. This has made for a lighter structure.



# dapol

model railway company

Tel: 01691 774455  
Fax: 01691 778866  
e-mail: sales@dapol.co.uk

www.dapol.co.uk

Dapol Limited, Gledrid Industrial Park, Chirk, Wrexham, LL14 5DG

## November releases

**NEW!**



**NEW!**

**2P-012-751** - Maunsell Coach BR Composite Crimson & Cream 5148

**2P-012-752** - Maunsell Coach BR Composite Crimson & Cream 5142



**2P-012-600** - Maunsell Coach BR 1st Class Crimson & Cream 7689  
**2P-012-601** - Maunsell Coach BR 1st Class Crimson & Cream 7670



**2P-012-651** - Maunsell Coach BR Brake 3rd Class Crimson & Cream 4481  
**2P-012-652** - Maunsell Coach BR Brake 3rd Class Crimson & Cream 4482



**2P-012-700** - Maunsell Coach BR 3rd Class Crimson & Cream 2352  
**2P-012-701** - Maunsell Coach BR 3rd Class Crimson & Cream 2353

### A3 Flying Scotsman Booksets



**SS-011-001** - A1 Flying Scotsman 4472 LNER Apple Green + 4 Teak Coaches Light Bar Fitted  
**SS-011-001D** - A1 Flying Scotsman 4472 LNER Apple Green + 4 Teak Coaches Light Bar Fitted DCC  
**SS-011-002** - A10 Flying Scotsman 103 Wardens Black NE  
**SS-011-002D** - A10 Flying Scotsman 103 Wardens Black NE DCC  
**SS-011-003** - A3 Flying Scotsman 60103 BR Express Blue Early Crest  
**SS-011-003D** - A3 Flying Scotsman 60103 BR Express Blue Early Crest DCC  
**SS-011-004** - A3 Flying Scotsman 60103 BR Green E/C + 4 C & CM Coaches Light Bar Fitted  
**SS-011-004D** - A3 Flying Scotsman 60103 BR Green E/C + 4 C & CM Coaches Light Bar Fitted DCC  
**SS-011-005** - A3 Flying Scotsman 4472 LNER Apple Green + 4 Maroon Coaches Light Bar Fitted  
**SS-011-005D** - A3 Flying Scotsman 4472 LNER Apple Green + 4 Maroon Coaches Light Bar Fitted DCC



**2F-028-081** - 20T Steel Miners' - Mergem 158



**2F-028-082** - 20T Steel Miners' - Mergem 158 Weathered



**2F-071-026** - 7 Plank - Gresford Wrexham 228



**2F-071-027** - 7 Plank - Gresford Wrexham 228 Weathered



**4F-014-015** - Fruit D - BR Blue W38126



**4F-014-020** - Fruit D - BR Blue W38126 Weathered



**4F-016-015** - Banana Van - Jaffa B881904



**4F-016-016** - Banana Van - Jaffa B881904 Weathered



**4F-040-015** - 4 Plank - Arnold's Sands 711



**4F-040-020** - 4 Plank - Arnold's Sands 711 Weathered



**4F-051-027** - 5 Plank - W & W Nunnerley 1



**4F-051-028** - 5 Plank - W & W Nunnerley 1 Weathered



**7F-056-001** - BR Standard Plywood Van Diagram 213 Bawdite B765307



**7F-056-003** - BR Standard Plywood Van Diagram 213 Bawdite B765307



**7F-057-001** - BR Insulated Van Diagram 0251 White B872112



**7F-053-002** - 5 Plank Corrugated End BR Diagram 44 Bawdite B486144

Also released this month include:

**2F-039-007** - Telescopic Hook Wagon Tiphook Blue 33 70 0899 048-3  
**7F-053-001** - 5 Plank Wagon Corrugated End BR Diagram 39 Grey B494990  
**7F-053-003** - 5 Plank Wagon Corrugated End BR Diagram 39 Grey M424330

**7F-056-002** - BR Standard Plywood Van Diagram 213 Bawdite B775635  
**7F-056-004** - BR Standard Plywood Van Diagram 213 Bawdite B788101

All product release dates correct at time of going to press

### Product Scale Key

O Gauge

OO Gauge

N Gauge

dapol

15% DISCOUNT ON ALL DAPOL PRODUCTS PURCHASED THROUGH DAPOL

collectors club

ANNUAL OPEN DAY

4 NEWSLETTERS PER YEAR

ONLY £25 PER YEAR

IN GAUGES 'N' 'OO' & 'O'

FOR MORE INFORMATION CONTACT ANDREA / NEIL ON 01691 774455 OPTION 1 OR EMAIL club@dapol.co.uk

### SPECIAL COMMISSION WAGONS

- YOUR CHOICE OF DAPOL BODY
- YOUR CHOICE OF LIVERY
- TURN AROUND IN JUST 3 MONTHS
- FROM JUST 100 IDENTICAL MODELS IN 'OO' OR 'N' 25 IN 'O'
- FOR MORE DETAILS CONTACT CLAIRE ON 01691 774455 OPTION 1 OR EMAIL studio@dapol.co.uk





00  
GAUGE

The distinctive art deco frontage of the real Derngate Bus Station has been faithfully captured.

# HOW TO... BUILD AN ART DECO BUS STATION

In the latest instalment of **CLIVE HARDWICK'S** scratchbuilding odyssey he tackles the stylish - but long-demolished - Northampton Derngate Bus Station.



● Want to see more of Clive's stunning work? See MR117, MR125 (2008), MR134 (2009) and MR152 and MR162 (2011).

**I**t was an easy decision to make. I had an odd-shaped gap to fill on my Northampton townscape layout, and I also had several model buses in the local United Counties livery that needed a home. Therefore, the next in my series of scratchbuilt town buildings had to be a bus station!

The United Counties' bus station used to be in the Derngate area of Northampton. It opened for business in the 1930s and lasted until the late 1970s. Usefully, the site it occupied was irregularly shaped, so I knew I could make it work without making the layout look awkward.

It would have been nice to render the whole building to scale, but I didn't have enough room, so I've had to selectively

compress the model. The frontage has been truncated to coincide with the edge of the baseboard, and the rear garage has been reduced in overall dimensions, having only four bays, rather than nine, in the departure area.

Quite early on in the planing phase, I decided to model the interior of the bus station, which meant I'd need a removable roof. The sheer size of the model also demanded that I build it as two separate halves - the front office block and the rear garage - before joining them together in the final assembly.

I like all my models to have a common appearance, as they will be displayed close together. Plastic card is my tried and tested construction method, so that's what I'd be using. There were some challenges along the way, so

I thought I'd share the tips and techniques that got me through to completion!

## SIGNATURE CURVES

United Counties was a constituent company of the Tilling Group, and the Derngate bus station was built in the firm's signature style of the time - quite art deco in fact - with modern lines, curved brickwork and metal widow frames.

Given the need to create tightly-curved masonry, the use of highly flexible plastic sheet would be essential. Happily, my preferred styrene brickwork products are the vacuum-formed sheets from South-Eastern Finecast. With a good selection of brick bonds in all popular scales, the






The more modern façade of Derngate Bus Station contrasts sharply with the surrounding buildings, in this view from the 1940s.  
CLIVE HARDWICK COLLECTION

## HOW TO DO IT: CREATE CURVED BRICKWORK



Thick plastic card is used to create the rigid wall formers. For the curved sections, styrene discs of the correct radius were cut. These were cut into four even sections to provide quarter-round shaping guides.



Having secured each side wall to the quarter-round former, at right-angles to each other, I could then add the embossed brickwork to the outside. Longer sections were wrapped around the curve, avoiding any unsightly joins.

### USEFUL SOURCES


**South Eastern Finecast**  
Tel: 01342 824 711  
Web: [www.sefinecast.co.uk](http://www.sefinecast.co.uk)

**York Modelmaking**  
Tel: 01904 400358  
Web: [www.yorkmodelmaking.co.uk](http://www.yorkmodelmaking.co.uk)


**Crafty Computer Paper**  
Tel: 0800 970 9440  
Web: [www.craftycomputerpaper.co.uk](http://www.craftycomputerpaper.co.uk)

horizontal mortar courses are accurate enough to be used as cutting guides, and the flexible material can cope with tight radii easily. It must be stressed that the brickwork sheets are employed as decorative overlays only, forming a 'skin' over a rigid plastic sub-structure.

### FINAL THOUGHTS

Despite the necessary truncation of the prototype, I hope that my model captures the essence of the original depot. Even with the reduced dimensions, the resulting model still has a footprint of 2ft by 2ft. When planted onto my layout, the structure will sit above the station throat, with the railway tracks disappearing under the townscape, making for a fairly dramatic scene. 

3 It's vital to ensure that the horizontal brick sections are level using the concentric mortar courses as a guide, but it's also a good idea to double-check them with a straightedge and a setsquare.



Where the curved brickwork has no anchor point on a flat wall either side, shape the brick sheet first by gently rolling it around a suitable cylinder - the handle of a needle file, for example.



Align the mortar courses carefully, affix the brick overlays to the wall base and clamp until set. Liquid poly cement is recommended for strong, neat bonds. Build up the layers of brickwork to match the relief of the prototype.



## HOW TO DO IT: MODEL A CONCRETE APRON

**TOP TIP**

For help with modelling roof features and site layouts of buildings that no longer exist, see [www.britainfromabove.org.uk](http://www.britainfromabove.org.uk)

**1** Lines were scribed into some styrene sheet to simulate the boundaries between each slab of poured concrete. The surface was painted with a 50/50 mix of Humbrol enamels No. 28 and No. 121, then left to dry.

**2** Humbrol No. 33 was dry-brushed over the surface, accentuating the scribed lines. When dry, I applied a weak wash of diluted grey acrylic paints to tone down and unify the colour and overall aspect.

**3** A quick way to paint straight line markings onto the concrete surface is to use strips of sticky notes (such as Post-Its) as a low-tack mask. These are easy to remove and re-use - once you've brushed white paint into the gaps.



Period advertisements and a wealth of fine details bring the interior to life, also helped by the realistically weathered concrete surface.


## HOW TO DO IT: BUILD A REMOVABLE ROOF



I decided to use Plastruct section for the main longitudinal girders, with tailor-made styrene pockets created for each end of the girders to slot into. However, they wouldn't be fixed into the slots, as the roof must be removable.



Four main girders were installed, equidistant, ensuring that each one sat level within its pockets. The ready-formed Plastruct girders saved me hours of scratchbuilding work.




I designed the roof trusses to fit between the girders, commissioning York Modelmaking to laser-cut a set of 20. They were cemented into lengths of U-shaped brass section for strength and glued across the girders transversely.



**By not fixing the main girders into their pockets, the entire roof could be treated as a sub-assembly and the corrugated sheets, top-light glazing and other roof details added away from the main garage module.**



To produce coloured glazing bars, I printed a series of 1mm wide black lines, with a coloured background, onto a sheet of sticky labels. These were then cut and stuck onto clear acetate using spacing marks as a guide.



The underside of the roof was treated to an array of lighting, pipework and heating ducts. To replace the roof, the girders are re-located into their pockets. The weight of the roof keeps it firmly in place.



To help me correctly space the 3D lettering on the outside walls, I first printed out the sign in the correct font and size, then temporarily fixed this template above where the sign was to be installed. Individual letters from a set of Slater's styrene alphabet were then affixed, at the correct spacing and overall length.



## BUS TRANSFERS

If you don't fancy making your own decals, there are a number of existing sources for bus transfers, including Fox, Modelmaster and Model Bus Transfers.

**Fox Transfers Tel:** 0116 319 4950  
**Web:** [www.fox-transfers.co.uk](http://www.fox-transfers.co.uk)  
**Modelmaster Decals Tel:** 01292 289 770  
**Web:** [www.modelmasterdecals.com](http://www.modelmasterdecals.com)  
**Model Bus Transfers Tel:** 02380 739694  
**E-mail:** [philippaine@talktalk.net](mailto:philippaine@talktalk.net)



**TOP TIP**

I wanted to use bright white LEDs when installing the lighting into the bus garage roof, but these were too white for the 1960s era feel, so I painted them with yellow glass paint, which gave a suitable warm-white glow.

## HOW TO DO IT: CHANGE DESTINATION BLINDS

My model buses all had wonderfully clear destination blinds, but they weren't appropriate for routes to and from the Northampton garage, nor did they have any local advertisements on them. Having created the necessary artwork in Photoshop, I obtained some laser-print water-slide decal paper from Crafty Computer Paper and found a local business with a laser printer to print out the decals.

Decals can be printed on home ink-jet printers, but they will need to be sprayed with a clear acrylic medium to prevent the ink running during the wetting process.



Once you've measured your bus and worked out the dimensions of each decal, create the artwork (in your choice of software) using a grid in the background to help make sure it's the right size. Then print it out at 100%.



Once the sheet was printed, the decals were carefully cut out using a scalpel and steel rule. After a 30-second dip in some lukewarm water, the decal was carefully slid into place and allowed to dry.




Seal the decals with a coat of clear gloss varnish for additional protection. Customising destinations, route numbers and advertisements is an effective way of asserting the time and place of your model.



# Show & Tell

This is the place to share your latest layout or project with fellow modellers. Every issue we publish a selection of your best photographs and stories, as well as interesting oddities and the occasional modelling disaster.



## Birthday surprise

There's a first time for everything and this is a first for *Model Rail* - being asked to help with a birthday surprise!

Lindzi Hargrave wrote to MR to say that her grandad, Ivan Leach, turned 80 on December 2.



"My grandad has been working on his model railway for 40 years. It is an 'N' gauge replica of the part of the Great Central main line that runs through our area, and it encompasses Loughborough, and Quorn and Woodhouse stations, as well as the viaduct over the station and the bridge over Swithland reservoir.

He made all of the buildings himself (there are lots of rows of terraced houses, each with back gardens). I'm 29 years old now, and I have been watching this layout develop all my life. The detail is unbelievable!"

Lindzi snuck into Ivan's loft to photograph the 8m by 6m layout, as well as surreptitiously taking snaps of the scenic areas being worked on downstairs.

Ivan has no idea about what his granddaughter has been up to, so it truly is a birthday surprise.

There's only one more thing to say: happy birthday Ivan from all of us at *Model Rail*!





## 'Blutyschlagebahn' Alistair Neill, Edinburgh

Following on from MR220's study of castles and historic buildings, I thought you might be interested in my yet-to-be-completed 4ft by 2ft 'N' gauge layout. It's a preserved railway in the grounds of an historic German castle, which boasts a replica of Hampton Court's famous maze.

The track plan is a tribute to the late North American modeller John Whitby Allen and his overlapping oval with a branch plan of his first small 'Gorre & Daphetid'. I still remember reading about it in the January 1948 *Model Railroader*, lent to me by a friend who had relatives in the US.



## 'Leamington Spa'

Roy Webb, Ontario, Canada

Like Pete Waterman (MR226), I knew Leamington Spa in the last years of steam, but I emigrated to Canada in 1980 and currently reside in Burlington, Ontario. I never lost my love for steam and always dreamt that one day I would build a layout based on my memories of Leamington in the 1950s/1960s.


Frequent trips to Europe allowed me to research and purchase relevant products, but I couldn't start the project until I retired in late 2012. I'm extremely pleased with the result, and it just goes to show what a modelling novice can achieve.

The plan was to replicate Leamington Spa as realistically and historically accurate as possible in 'OO' gauge in my 14ft by 14ft basement. In my eagerness to start the project, I made the mistake of cramming too much into the available space. But after a couple of false starts, I began to gain a deeper understanding of balancing realism with compromise and building around a track layout. It was also obvious that I needed to focus on one area at a time and initially, of course, that had to be the sheds. With rough card shapes of the three key elements, coaling stage, turntable and shed, I established an acceptable track layout.

The coaling stage is a Scalescenes kit. The working chutes and shelter were scratchbuilt from plastic. At my local hobby shop, I found some 12 volt lamp bulbs with brass shades (Miniaturics Corp.) which really looked the part. After some painting and paintbrush weathering, I had a model which I was very pleased with, considering it was my first attempt.

Leamington's turntable was a standard GWR 65ft over girder design, so I combined parts from the Dapol and Peco plastic kits. It's motorised with Locomotech and Digitrax equipment. The shed was the prototype of Churchward's straight shed design, built in 1906. Again, it's a modified Scalescenes kit.

All of the track was weathered by hand using a brush. I added Skytrex water cranes, point levers and figures, but when I looked at the layout and referred to photos there was something missing. I finally realised how prominent the yard lights and telegraph poles were. So I made working lights and placed one taller telegraph pole between the shed and the coaling stage. It was a compromise, but it suited the layout better - if I'd installed every prototypical pole they would have overwhelmed the layout.




## The Northminster & Milchester Joint Railway

David MacDougall, by e-mail

My layout is set 'somewhere in the Welsh Borders' and depicts a preserved railway and open air museum along the lines of Beamish in County Durham.

Like Chris Leigh (MR226), I've devised a fictional history: the NMJR was built during the 'Railway Mania', with financial backing of the Third Earl of Northminster, whose grandfather had previously promoted the canal connecting the cathedral city of Milchester with the Midlands. The present Eighth Earl has ties with the National Railway Museum, through which the NMJR (of which he is a director) is able to borrow a variety of locomotives and rolling stock.

Even after 30 years, the layout is far from finished, and much work is still to be done on the fine detail. It resides in my basement and provides many happy hours of amusement during the long winter months.





# ENJOY A YEAR OF **MODEL RAIL** FOR JUST **£37\***

**Subscribe today and benefit from**

- Free UK delivery to your door
- Instant access to your digital magazine whenever, wherever you are

**PLUS...** For a limited time only, get 13 print editions for just £37!

Get 10% off  
*Model Rail*  
bookazines and  
exclusives when  
you subscribe

**Subscribe to *Model Rail* and get great content, every single month!**

Every issue is packed with superb photography and behind-the-scenes articles about Britain's best model railways, in-depth reviews of new models, real-life inspiration and expert 'how to' advice.



# MAKES THE PERFECT CHRISTMAS GIFT



CHOOSE FROM THESE OPTIONS...



## PRINT ONLY

■ 13 issues for only £37  
when you pay by direct  
debit

■ 13 issues for £43  
when you pay by credit/  
debit card or PayPal




## DIGITAL ONLY

■ 13 issues for only £26  
when you pay by direct  
debit/credit/debit card/  
PayPal

\*when you choose the print option and pay by direct debit

A  
**YEAR**  
FOR ONLY  
**£37\***



SUBSCRIBE ONLINE  
OR BY PHONE - QUOTE: MCAA

CALL: **01858 438884**

Lines open Mon-Fri 0830-2130,  
Sat 0800-1600

ONLINE:

**[www.greatmagazines.co.uk/modelrail](http://www.greatmagazines.co.uk/modelrail)**

**TERMS & CONDITIONS:** Terms & Conditions: \*£37 applies when you choose the print option and pay by direct debit. Subscriptions will start with the next available issue. The minimum term is 13 issues. After your first 13 issues your subscription will be continued at this offer price unless you are notified otherwise. You will not receive a renewal reminder and the Direct Debit payments will continue to be taken unless you tell us otherwise. This offer closes on December 14 2016. This offer cannot be used in conjunction with any other offer. Cost from landlines for 01 numbers per minute are (approximate) 2p to 10p. Cost from mobiles per minute (approximate) 10p to 40p. Costs vary depending on the geographical location in the UK. You may get free calls to some numbers as part of your call package - please check with your phone provider. Order lines open 8am-9.30pm (Mon-Fri), 8am-4pm (Sat). UK orders only. Overseas? please phone +44 1858 438828 for further details. Calls may be monitored or recorded for training purposes. For full terms and conditions please visit [www.greatmagazines.co.uk/offer-terms-and-conditions](http://www.greatmagazines.co.uk/offer-terms-and-conditions)



# MODEL RAIL EXCLUSIVES

Order online at [www.modelrailoffers.co.uk](http://www.modelrailoffers.co.uk) or telephone 01209 613984

## MODEL RAIL EXCLUSIVE SENTINEL 4WVBTS

### LAST CHANCE TO GRAB A SENTINEL

We have fewer than 60 'OO' gauge MR-013 Sentinels left in stock as this issue closed for press. We won't produce any more Sentinels for the foreseeable future, so if you want one, you'll have to act quickly to ensure you don't miss out!



MR-013 No. 14, National Coal Board unlined blue with 'wasp' warning stripes

£ £79.95

(MR subscribers £71.95) inc. P&P

## BACHMANN 32-775Y CLASS 37 37068 GRAINFLOW



Model Rail is pleased to unveil Class 37 37068 Grainflow in Railfreight Distribution 'triple grey'. 37068 received its new name at a ceremony at Ely on September 23 1987 to mark a five-year contract between wagon leasing company CAIB and Railfreight to provide grain wagons.

Our model depicts 37068 in its early 1990s guise and perfectly complements Bachmann's new Polybulk grain hoppers.

£ £125.95 (MR subscribers £112.50) inc. P&P.



IN STOCK NOW!

## BACHMANN 31-145Z 'D11' 4-4-0 No. 5511 MARNE



Help commemorate 100 years since the First World War with this exclusive 'D11' 4-4-0, named after the Battle of Marne. This is the only Bachmann 'D11' to be produced in LNER apple green for the foreseeable future and it's limited to just 500 pieces. Marne is selling fast - order yours NOW to avoid disappointment.

£ £146.95 (MR subscribers £132.26) inc. P&P



IN STOCK NOW!

## HELJAN 89431 RED STAR EXPRESS PARCELS CLASS 128 DPU 55993



Our first exclusive Heljan 'OO' gauge model features the acclaimed Class 128 Diesel Parcels Unit in late-1980s 'Red Star' Express Parcels two-tone blue and red, complete with unofficial embellishments applied by Tyseley depot. Close attention to detail includes a revised bodyshell, GWR coat of arms and GW-style lettering on each side, Tyseley depot set numbers and more. Limited to just 300 pieces, this very popular railcar is selling fast so order yours today without delay.

£ £139.95

(MR subscribers £125.95) inc. P&P



LAST FEW!

## HELJAN 34121 BR GREEN BRCW TYPE 3 DIESEL (CLASS 33/0) D6510



Based on Heljan's all-new Class 33/0 tooling, this exclusive model features BR green D6510 in mid-1960s condition with small yellow warning panels and white trim. Improvements over the old '33' include fine etched metal radiator grilles and footsteps, finer handrails and a much better overall body shape. The model also has an eight-pin DCC decoder socket, directional lights and NEM couplings. Limited to just 500 pieces.

£ £125.99 (MR subscribers save 10% £113.50) inc. P&P



IN STOCK NOW!

## BACHMANN 32-725W/WDS EURO CARGO RAIL CLASS 66 DIESEL



Produced with the full co-operation of DB Schenker and Euro Cargo Rail, this superb Bachmann Class 66 is available 'DCC Ready' or with a factory-fitted DCC sound decoder. Our model features modified front skirts with snowploughs and a wealth of extra printed detail as per the prototype, which is used in Britain and France.

**STOP PRESS:** There are fewer than ten DCC-ready versions left in stock as this issue closed for press  
£ £122.50 (MR subscribers £110.25) inc. P&P DCC Sound Fitted: £261.95 (MR subscribers £235.75) inc. P&P



IN STOCK NOW!



## BACHMANN 31-650R PROVINCIAL SERVICES CLASS 47/4 DIESEL 47475



To complement our limited edition Bachmann Trans-Pennine Mk 2a coaches (below), we've commissioned a model of the unique Provincial Services Class 47/4, which was a regular performer on Liverpool-Newcastle and associated routes in the late 1980s and early 1990s. The model has a 21-pin DCC socket, directional headlights and switchable cab lights, plus all-wheel drive and pick-up. Limited to 500 pieces.

£ **£115.95** (MR subscribers £104.35) inc. P&P

**IN STOCK NOW!**

## BACHMANN 39-000N TRANS-PENNINE MK 2A COACH PACK



**LAST FEW!**

£ **£54.00** inc. P&P  
**NEW LOWER PRICE!**

To complement Provincial 47475 (above), we've commissioned a matching pair of Trans-Pennine Mk 2a coaches (39-000N) consisting of Tourist Second Open 5321 and First Corridor 13445, as used on Trans-Pennine services in the late 1980s and early 1990s.

**STOP PRESS:** There are fewer than 40 packs left - order now to avoid disappointment!

## BACHMANN 38-404Z SATLINK ZTR BRAKE VAN




**IN STOCK NOW!**



Based on Bachmann's superb Southern Railway 'pillbox' brake van, KDS56153, classified ZTR on TOPS, was used as a personnel carrier to work sites and is the perfect companion to our other 'Satlink' liveried models. Order yours now.

£ **Just £29.95** (MR subscribers £27.00) inc. P&P

## HORNBY BARROW HILL SIGNAL BOX



Produced exclusively for *Model Rail* by Hornby, this classic Midland Railway signal box is based on an original now at Barrow Hill. To clear our storeroom for new stock now arriving, this model has been reduced in price - get one while you can!

£ **NOW £221**  
(MR subscribers £19.80) inc. P&P

**LAST FEW!**

- |  |   |   |  |
|--|---|---|--|
| <input type="checkbox"/> 32-775Y Grainflow | <input type="checkbox"/> BR green D6510 | <input type="checkbox"/> MR-013 No. 14    | <input type="checkbox"/> 38-404Z Brake van |
| <input type="checkbox"/> 31-145Z Marne     | <input type="checkbox"/> ECR Class 66   | <input type="checkbox"/> 31-650R Class 47 | <input type="checkbox"/> BH Signal box     |
| <input type="checkbox"/> Red Star 55993    | <input type="checkbox"/> ECR '66' sound | <input type="checkbox"/> 39-000N TP Mk 2a |  |

@ £..... each.

Total.....

Sorry, we are no longer able to accept cheques.

Send your order or a copy of this form with payment to: **MODEL RAIL OFFERS, 100 Trelowarren Street, CAMBORNE TR14 8AN**

**Your Details**

Title  First name

Surname

\*Subscription number

Address

Town  Postcode

E-mail address\*\*

Telephone No.\*\*

**Credit Card Details**

☐ Please debit my MasterCard/Visa/Switch card number Exp. Date

For Switch please quote issue number  or start date

Three-digit security number from back of card

Signature  Date

\*\* Please enter this information so that Bauer Media (publisher of *Model Rail*) can keep you informed of newsletters, special offers and promotions via email or free text messages. You may unsubscribe from receiving these messages at any time.

Bauer Media (publisher of *Model Rail*) would also like to keep you informed of special offers and promotions via post or telephone. Please tick the box if you do not wish to receive these from us ☐ or carefully selected partners ☐ Please allow 28 days for delivery.

\*Please note - You must quote your subscription number to obtain a discounted price.



## Nov 18-20

**WAKEFIELD.** Wakefield RMS MRE. Thornes Park Athletic Stadium, Horbury Road, Wakefield WF2 8TY. **Time:** Fri 1730-2100, Sat 1000-1800, Sun 1000-1700. **Admission:** Adult £7, Child £2. **Web:** [www.wakefieldrms.org](http://www.wakefieldrms.org)

## Nov 19

**BASSINGBOURNE, CAMBS.** Royston & District MRC MRE. Bassingbourne Village College, South End, Bassingbourne, nr Royston SG8 5NJ. **Time:** 1030-1700. **Admission:** £5. **Web:** [www.roystondmrc.co.uk](http://www.roystondmrc.co.uk)

**HERSHAM, SURREY.** Hershams MRE. All Saints RC Church Hall, 13 Queens Road, Hershams KT12 5LU. **Time:** 1030-1600. **Admission:** Adult £5, Senior/Child £3, Family £12. **Web:** [www.hershamtrainexhibition.co.uk](http://www.hershamtrainexhibition.co.uk)

**PORTSMOUTH, HANTS.** South Hants MRC MRE. The Admiral Lord Nelson School, Dundas Lane (near Ocean Park). Portsmouth PO3 5XT. **Time:** 1030-1630. **Admission:** Adult £5. **Tel:** 01329 847989. **Web:** [www.shmrc.org.uk](http://www.shmrc.org.uk)

**WRESSLE, N. YORKS.** Carlton Railway Society MRE. Wressle Village Hall, Wressle YO8 6ET. **Time:** 1000-1600. **Admission:** Adult £4, Child £2. **E-mail:** [thomaszugic@gmail.com](mailto:thomaszugic@gmail.com)

## Nov 19-20

**SCUNTHORPE, LINCS.** Scunthorpe & District MRC MRE. Sunshine Hall, Ashby High Street, Scunthorpe DN16 2ND. **Time:** Sat 1000-1700, Sun 0930-1600. **Admission:** Adult £2.50, Concessions £2, Family £7. **Tel:** 01724 860149. **E-mail:** [sdmrc63@virginmedia.com](mailto:sdmrc63@virginmedia.com)

**RETTFORD, NOTTS.** Bassetlaw (North Notts) Railway Society. Retford Town Hall, Market Square, Retford DN22 6DQ. **Time:** Sat 1000-1700, Sun 1000-1600. **Admission:** Adult £4, Child £2.50, Family £10. **Tel:** 07768 347456. **Web:** [www.bnnrs.net](http://www.bnnrs.net)

**SOUTHAMPTON, HANTS.** Millbrook MRE. Blighmont Army Reserve Centre, Millbrook Road West, Southampton SO15 0AJ. **Time:** Sat 1000-1700, Sun 1000-1600. **Admission:** Adult £3.50, Child £2, Family £9.

**WORKINGTON, CUMBRIA.** Workington MRE. Energus Building, Blackwood Road, Lillyhall, Workington CA14 4JW. **Time:** Sat 1000-1700, Sun 1000-1600. **Admission:** Adult £5, Child £1. **Web:** [www.solrail.co.uk](http://www.solrail.co.uk)

## Nov 20

**FARNHAM, SURREY.** Wrecclesham Community Centre, Greenfield Road, Wrecclesham Farnham GU9 8TJ. **Time:** 1000-1600. **Admission:** Adult £1. **E-mail:** [openday@farnhammrc.org.uk](mailto:openday@farnhammrc.org.uk) **Web:** [www.farnhammrc.org.uk](http://www.farnhammrc.org.uk)

## Nov 26

**ARLESEY, BEDS.** Letchworth MRS MRE. Etonbury Academy, Stotfold Road, Arlesey SG15 6XS. **Time:** 1000-1630. **Admission:** Adult £5, Concession £4. **Web:** [www.leitchworthmrs.org.uk](http://www.leitchworthmrs.org.uk)

**CHEADLE HULME, MANCHESTER.** St Andrew's Railway Modellers MRE. St Andrew's Church, Cheadle Road, Cheadle Hulme SK8 5ET. **Time:** 1000-1500. **Tel:** 0161 440 0837.

**RAINHILL, MERSEYSIDE.** Rainhill MRC Family Christmas MRS. Rainhill Village Hall, Weaver Ave, Rainhill L35 4LU. **Time:** 1000-1700. Adult £2.50, Child £3.50. **Tel:** 01925 226266. **Web:** [www.rainhillmrc.org.uk](http://www.rainhillmrc.org.uk)

## Nov 26-27

**BIRMINGHAM.** Warley National MRE. NEC Birmingham. **Time:** Sat 0945-1800, Sun 0945-1700. **Admission:** Adult £13.50, Child £7, Family £36. **Tel:** 0844 338 0338. **Web:** [www.thewarleyshow.co.uk](http://www.thewarleyshow.co.uk)

**BROADSTAIRS, KENT.** Isle of Thanet Railway Society MRE. St George's School, Westwood Road, Broadstairs CT10 2LH. **Time:** Sat 1000-1700, Sun 1000-1600. **Admission:** Adult £4.50, Senior £4, Child £2.50, Family £12. **Tel:** 01843 835587. **E-mail:** [highpeak37254@btinternet.com](mailto:highpeak37254@btinternet.com)

**FALKIRK.** Falkirk MRE. Forth Valley College, Grangemouth Road, Falkirk FK2 9AD. **Time:** Sat 1000-1700, Sun 1000-1630. **Web:** [www.falkirkmrc.co.uk](http://www.falkirkmrc.co.uk)

## Nov 27

**BROCKENHURST, HANTS.** New Forest MRS Open Day. Brockenhurst Village Hall, Highwood Road, Brockenhurst SO42 7RY. **Time:** 1000-1630. **Admission:** Adult £3, Child £2.50, Family £10. **Web:** [www.nfmrs.org](http://www.nfmrs.org)

## Dec 2-3

**WARRINGTON.** Thelwall & Grappenhall MRC Open Days. GYCA, Bellhouse Lane, Grappenhall WA4 2SG. **Time:** Fri 1600-1900, Sat 1400-1700. **Admission:** Adult £1. **Tel:** 01925 601294.

## Dec 3

**PRESTATYN, DENBIGHSHIRE.** Rhyl & District MRC Prestatyn MRE. Christ Church & Parish Community Hall, High Street, Prestatyn LL19 9AR. **Time:** 1030-1600. **Admission:** Adult £3, Child £1.50. **Web:** [www.rhlymodelrailclub.co.uk](http://www.rhlymodelrailclub.co.uk)

**WHITSTABLE, KENT.** East Kent MRS Open Day. The Old Dairy, Church Street, Whitstable CT5 1PJ. **Time:** 1000-1600. **Admission:** Adult £1, Child 70p, Family £3. **Tel:** 01227 275157 (eves).

## Dec 4

**CHICHESTER.** Chichester Model Engineers. Santa Steam Special. Blackberry Lane, Chichester PO19 7FS. **Time:** 1300-1600. **Admission:** Child £9. Adult £4. **Tel:** 07954 051594. **Web:** [www.cdsme.co.uk](http://www.cdsme.co.uk)

**GAINSBOROUGH, LINCS.** Gainsborough MRS Open Day. Florence Terrace, Gainsborough DN21 1BE. **Time:** 1330-1800. **Admission:** Adult £4, Senior/Child £3, Family £10. **Tel:** 01427 615871. **Web:** [www.gainsboroughmodelrailway.co.uk](http://www.gainsboroughmodelrailway.co.uk)

**YATTON, N. SOMERSET.** Nailsea MRC Open Day. Yatton Village Hall BS49 4HL. **Time:** 1000-1600. **Admission:** Adult £3, Concession £2, Child £1, Family £5. **Web:** [www.nailsea-district-mrc.co.uk](http://www.nailsea-district-mrc.co.uk)

## Dec 10

**HEYWOOD, LANCs.** Heywood MRG MRE. Club Rooms, Unit 3, Park Works, River St, Heywood OL10 4AB. **Time:** 1000-1600. **Web:** [www.hmrg.co.uk](http://www.hmrg.co.uk)

# TOYFAIRS & SWAPMEETS

To advertise your toyfair or swapmeet, contact our Advertising Department on 01733 366384.

## Nov 19

**EXETER.** Matford Centre, Matford Park Road, Marsh Barton Trading Estate, Exeter EX2 8FD. **Time:** 1000-1530. **Admission:** £2. **Tel:** 01823 480097. **E-mail:** [rayheard66@btinternet.com](mailto:rayheard66@btinternet.com)

## Nov 26

**STOKE ON TRENT.** Fenton Community Centre, Manor Street, Fenton ST4 2PT. **Time:** 1030-1400. **Admission:** £1.

## Nov 29

**CHESTER-LE-STREET.** Park View School, North Lodge, North Road DH3 4BB. **Time:** 1030-1500. **Admission:** Adult £2.50, Child/Senior £1.50, Early Bird £5.

## Dec 3

**NOTTINGHAM.** Bluecoat Academy, Aspley Lane, Nottingham NG8 5GY. **Time:** 1000-1400. **Admission:** Adult £2. **Tel:** 0795 1072790. **Web:** [www.tttf.co.uk](http://www.tttf.co.uk)

## Dec 4

**COLCHESTER.** Langham Community Centre, School Road, Colchester CO4 5PA. **Time:** 1000-1400. **Admission:** Adult £2. **Tel:** 07739 998010.

## Dec 4

**NEWTON ABBOT.** Newton Abbot Racecourse, Newton Road, Newton Abbot TQ12 3AF. **Time:** 1000-1530. **Admission:** £2. **Tel:** 01823 480097. **E-mail:** [rayheard66@btinternet.com](mailto:rayheard66@btinternet.com)

## Dec 6

**RUGBY.** The Benn Hall, Newbold Road, Rugby CV21 2LN. **Admission:** Adult £1.50, Senior £1.20, Child 50p. **Web:** [www.bpfairs.com](http://www.bpfairs.com)

## Dec 10

**GATESHEAD.** Gateshead International Stadium, Neilson Road NE10 0EF. **Time:** 1000-1500. **Admission:** Adult £3, Child/Senior £2, Early Bird £5.

## Dec 11

**STAFFORD.** The Prestwood Argyle Suites, County Showground, Weston Road, Stafford ST18 0BD. **Admission:** Adult £3.50, Senior £3, Child £1. **Web:** [www.bpfairs.com](http://www.bpfairs.com)

## Dec 14

**BURTON UPON TRENT.** Burton Town Hall, King Edward Place, Burton upon Trent DE14 2EB. **Time:** 1830-2030.

**TONBRIDGE, KENT.** Garden of Eden Modelfest. Angel Centre, Angel Lane, Tonbridge TN9 1SF. **Time:** 1030-1630. **Admission:** Adult £5, Advance £4.50. **Tel:** 01243 26164. **Web:** [www.gardenofenglandmodelfest.co.uk](http://www.gardenofenglandmodelfest.co.uk)

## Dec 10-11

**POYNTON, CHESHIRE.** The Model Show. Poynton Leisure Centre, Yew Tree Lane, Poynton, Stockport SK12 1PU. **Time:** Sat 1000-1700, Sun 1000-1630. **Admission:** Adult £5.75, Child £3.75. **E-mail:** [enquiries@themodelshow.co.uk](mailto:enquiries@themodelshow.co.uk) **Web:** [www.modelshow.co.uk](http://www.modelshow.co.uk)

**SWADLINCOTE, DERBYSHIRE.** Gresley & Wychnor MRG MRE. Gresley Social Centre, 5a Park Street, Church Gresley, Swadlincote, Derbyshire DE11 9QE. **Time:** Sat 1000-1630, Sun 1000-1600. **Admission:** Adult £3, Child £1, Family £6.50.



## Dec 10-12

**BLAENAVON, S. WALES.** The Blaenavon MRC Open Weekend. Pontypool & Blaenavon Railway, Furnace Sidings Blaenavon NP4 9SF. **Admission:** Adult £3, Concession £2.

## Dec 11

**WELLING, KENT.** Selkent MRC - Bexley MRS. Welling School Berwick Road Entrance, Welling, Kent DA16 1QU. **Time:** 1000-1600. **Admission:** Adult: £6 (advance £4.95), Child/Senior £5 (£3.95), Family £15 (£12). **Tel:** 0208 694 1888. **Web:** [www.modelrailwayexhibition.com](http://www.modelrailwayexhibition.com)

## Dec 27

**KEIGHLEY, YORKS.** Keighley MRC Christmas Open Day, Keighley MRC, Knowle Mills, South Street, Keighley BD21 1SY. **Time:** Sun 1000-1630. **Admission:** Adult £3.50, Child £2.50. **Tel:** 07771 565617. **Web:** [www.keighley-mrc.org.uk](http://www.keighley-mrc.org.uk)

## Dec 27-28

**GAINSBOROUGH, LINCS.** See Dec 4.

## Dec 29-30

**TAUNTON, WEST SOMERSET.** Taunton MRG Winter Steam Festival Event. Platform One, Bishops Lydeard Station. **Time:** 1030-1630.

## Jan 7

**MAIDENHEAD.** Marlow, Maidenhead & District MRC MRE. Cox Green Community Centre, 51 Highfield Lane, Maidenhead SL6 3AX. **Time:** 1000-1700. **Web:** [www.mmdmrc.org.uk](http://www.mmdmrc.org.uk)

## Jan 14

**BRIDPORT, DORSET.** Bridport & District MRC MRE. Beaminster Public Hall, Fleet Street, Beaminster DT8 3EF. **Time:** 1000-1600. **Admission:** Adult £3, Child £1. **Tel:** 01308 861754. **E-mail:** [robert@rahrens.wanadoo.co.uk](mailto:robert@rahrens.wanadoo.co.uk)

**HEYWOOD, LANCS.** See Dec 10.

## Jan 14-15

**BOGNOR REGIS.** Bognor Regis MRC MRE. Felpham Community College PO22 8EL. **Time:** Sat 1000-1700. Sun 1000-1600. **Admission:** Adult £5, Child £3.

**PRATTS BOTTOM, ORPINGTON.** Orpington & District MRS. Pratts Bottom Village Hall, Norsted Lane, Rushmore Hill, Pratts Bottom BR6 7PQ. **Time:** 1000-1700. **Admission:** Adult £3.50, Child £1.50. **Time:** 07885 270437. **Web:** [www.orpingtonmodelrail.org.uk](http://www.orpingtonmodelrail.org.uk)

**WELWYN, HERTS.** Bassett Lowke Society Vintage MRS. Tewin Memorial Hall, Lower Green, Tewin, Welwyn AL6 0JX. **Time:** 1000-1700. **Admission:** £3, Child £1. **Tel:** 01438 717323.

## Jan 20-22

**LONDON.** London Model Engineering Exhibition. Great Hall, Alexandra

Palace Way, Wood Green N22 7AY. **Time:** Fri-Sat 1000-1700. Sun 1000-1630. **Admission:** Adult £12 (advance £10.50), Senior/Student £11 (£9.50), Child £4 (£3). **Tel:** 01926 614101. **Web:** [www.londonmodelengineering.co.uk](http://www.londonmodelengineering.co.uk)

## Jan 21-22

**BLACKBURN, LANCS.** ELMRO MRE. Audley Sports Centre. **Time:** Sat 1100-1600, Sun 1000-1600. **Admission:** Adult £5, Child/Senior/Student £3, Family £12. **Tel:** 07585 762627. **Web:** [www.elmro.org](http://www.elmro.org)

## Jan 22

**GUILDFORD, SURREY.** Astolat MRC MRE. Surrey Sports Park, University of Surrey, Richard Meyjes Road, Guildford GU2 7AD. **Time:** 1000-1700. **Admission:** Adult £6, Child £3, Family £12. **Tel:** 01483 722098. **Web:** [www.astolatmrc.co.uk](http://www.astolatmrc.co.uk)

**LENHAM, KENT.** The SNCF Society MRS. Lenham Community Centre, Groom Way, Lenham ME17 2QT. **Time:** 1000-1700. **Admission:** Adult £4.50, Child £1.50. **E-mail:** [roger.allen1@btinternet.com](mailto:roger.allen1@btinternet.com) **Web:** [www.sncfsociety.org.uk](http://www.sncfsociety.org.uk)

## Jan 28-29

**LONGFIELD, KENT.** Erith MRS MRE. The Longfield Academy, Main Road, Longfield DA3 7PH. **Time:** Sat 1000-1700, Sun 1000-1600. **Admission:** Adult £7, Concession £6, Child £3, Family £18. **Web:** [www.erithmrs.ukmodelshops.co.uk](http://www.erithmrs.ukmodelshops.co.uk)

## Jan 28-29

**EASTLEIGH, HANTS.** Southampton MRS MRE. Barton Peveril College, Chestnut Avenue, Eastleigh SO50 5ZA. **Time:** Sat 1000-1700, Sun 1000-1630. **Admission:** Adult £7, Child £3, Family £17. **Tel:** 01489 799809. **Web:** [www.southamptonmodelrailwaysociety.wordpress.com](http://www.southamptonmodelrailwaysociety.wordpress.com)

**PONTEFRAC.** Normanton & Pontefract MRS MRE. New College, Park Lane, Pontefract WF8 4QR. Sat 1000-1700, Sun 1000-1630. **Admission:** Adult £5. **Web:** [www.nprms.org](http://www.nprms.org)

## Jan 29

**SITTINGBOURNE, KENT.** G Scale Society Kent Group MRE. Teynham Village Hall, Belle Friday Close, Teynham, Sittingbourne ME9 9TU. **Admission:** Adult £2.50, Child £1. **E-mail:** [roger.allen1@btinternet.com](mailto:roger.allen1@btinternet.com) **Web:** [www.gscaekent.co.uk](http://www.gscaekent.co.uk)

## Feb 4

**YATE, GLOS.** Sodbury Vale MRC MRE. St Mary's Church & Church Hall, Church Road, Yate BS37 5BG. **Time:** 1000-1630. **Admission:** Adult £5. **Tel:** 01454 327611. **Web:** [www.sodburyvalemrc.co.uk](http://www.sodburyvalemrc.co.uk)

## Feb 11

**HEYWOOD, LANCS.** See Dec 4.

## Feb 18

**PRINCES RISBOROUGH, BUCKS.**

Risborough & District MRC MRE. Community Centre, Wades Park, Stratton Road, Princes Risborough HP27 9AX. **Time:** 1000-1700. **Admission:** Adult £3, Child £2. **Tel:** 01296 415107. **Web:** [www.rdmrc.org.uk](http://www.rdmrc.org.uk)

## Feb 18-19

**SILEBY, LEICS.** Syston MRS MRE. Community Centre, High Street, Sileby LE12 7RX. **Time:** Sat 1000-1630. Sun 1000-1600. **Admission:** Adult £4, Senior/Concession £3.50, Family £8. **Tel:** 0116 2605760. **Web:** [www.systonmrs.org.uk](http://www.systonmrs.org.uk)

## Feb 26

**TROWELL, NOTTS.** Ilkeston MRC MRE. Trowell Parish Hall, Stapleford Road, Trowell NG9 3QA. **Time:** 1000-1630. **Admission:** Adult £3. **Tel:** 01773 712648.

## Mar 4-5

**LEAMINGTON SPA, WARKS.** Leamington & Warwick MRS MRE. Warwickshire College, Warwick New Road, Royal Leamington Spa, CV32 5JE. **Time:** Sat 1000-1700, Sun 1000-1600. **Admission:** Adult £7, Child £1, Family £15. **E-mail:** [exhibition@lwms.co.uk](mailto:exhibition@lwms.co.uk) **Web:** [www.lwms.co.uk](http://www.lwms.co.uk)

## Mar 11

**PUDSEY, LEEDS.** Narrow Gauge North 2017. Pudsey Civic Hall, Dawsons Corner, Pudsey LS28 5TA. **Time:** 1000-1630. **Admission:** Adult £6, Child £1. **Web:** [www.narrowgaugeenorth.org.uk](http://www.narrowgaugeenorth.org.uk)

## Mar 18-19

**LEAMINGTON SPA, WARKS.** Garden Rail/Large Scale MRS. The Warwickshire Exhibition Centre, The Fosse, Fosse Way, nr Leamington Spa CV31 1XN. **Time:** 1000-1600. **Admission:** £8.50 (online £7.50), Senior £7.50 (£6.50), Child £3 (£2). **Web:** [www.largescalemodelrail.co.uk](http://www.largescalemodelrail.co.uk)

## Mar 25

**BELPER.** Belper MRE. The Strutt's Centre, Derby Road, Belper DE56 1UU. **Time:** 1000-1700. **Admission:** Adult £3, Concession £2.50, Child £1.50. **E-mail:** [BelperMRG@outlook.com](mailto:BelperMRG@outlook.com) **Web:** [www.bmrg.coffeecup.com](http://www.bmrg.coffeecup.com)

## Apr 8

**HEYWOOD, LANCS.** See Dec 4.

## Apr 29

**HITCHIN, HERTS.** Luton MRC O Gauge Section. Christchurch Hall, Bedford Road, Hitchin SG5 1HF. **Time:** 1030-1700. **Admission:** Adult £5, Child £2, Family £10. **Tel:** 01582 413200. **Web:** [www.lutonmodelrailwayclub.org.uk](http://www.lutonmodelrailwayclub.org.uk)

## May 13

**HEYWOOD, LANCS.** Heywood MRG Open Day. Club Rooms, Unit 3, Park Works, River St, Heywood OL10 4AB. **Time:** 1000-1600. **Admission:** Free (donation). **Web:** [www.hmrg.co.uk](http://www.hmrg.co.uk)

## PROMOTE YOUR EVENT HERE

*Model Rail* is happy to accept details of club exhibitions for inclusion on this page free of charge on the understanding that details may be edited down to suit available space and that *Model Rail* and its staff are not held responsible for any errors, howsoever caused. Send your exhibition details to: *Model Rail* Exhibition Diary, Media House, Lynchwood, Peterborough Business Park, Peterborough PE2 6EA or e-mail: [jane.skinner@bauermedia.co.uk](mailto:jane.skinner@bauermedia.co.uk) Entries for the January 2016 issue should reach us by November 30 2016.



# KJB MODELS

A family-run business which provides an efficient, friendly and professional service dealing in pre-owned & ex-shop model railway stock.

**OUR NEW WEBSITE IS HERE**  
**[www.kjbmodels.co.uk](http://www.kjbmodels.co.uk)**

**WANTED N Gauge &  
OO Gauge Collections**

**Pre-Owned Model Railway  
Collections always Wanted.**

**Any Gauge Considered.**

**Top Prices Paid.**

**Tel No 07542 710005**

**Email [enq@kjbmodels.co.uk](mailto:enq@kjbmodels.co.uk)**

**PayPal™**





# CASH TODAY

**Money for your secondhand  
locos & rolling stock**

**Tel : 0151 733 3655**  
**Email : [preowned@hattons.co.uk](mailto:preowned@hattons.co.uk)**

Phone opening times  
Mon to Sat 7:30am-6pm Sun 9am-5pm

Shop opening times  
Mon to Sun 9am-5pm

"I would just like to say how impressed and pleased I am with my selling experience with Hatton's. It was a smooth and efficient process from beginning to end."

*Mr C Isgar, Dorset*

"I was very pleased with the price offered by Hatton's and the simplicity of the service - I hope you find happy new owners for my locomotives"

*Mr R Thompson, Surrey*

## Step 1

**Contact us** with your list of items

Email your list of items to:  
**[preowned@hattons.co.uk](mailto:preowned@hattons.co.uk)**

Post your list to:  
**17 Montague Road, Widnes, WA8 8FZ**



## Step 2

Our experienced staff **Review** your list

A **Valuation** is made of your items



We make you an **Offer**

(usually within 24 hours)

## All brands purchased:

(including)



## Step 4

We confirm the offer &

make **Payment**

Fast and secure with your choice of either

**Cash - Bank Transfer - PayPal - Cheque**



## Step 3

Either **Send** us your items  
Or we arrange to **Collect**, then **Check**  
through the list



"I've bought from Hatton's for years and the trade-in service is just as efficient and friendly as usual - great service!"

*Mr H Moorhouse, Lincoln*





# THE HEREFORD MODEL CENTRE

Email - Sales@herefordmodels.co.uk 4 COMMERCIAL ROAD, HEREFORD,  
www.herefordmodels.com HEREFORDSHIRE, HR1 2BB

**SALES LINE**  
**01432 352809**  
**OFFICIAL HORNBY**  
**COLLECTORS CENTRE**

## SPECIAL LTD EDITIONS

37-711Y	Pack of 3 GWR Cattle wagons, Non Weathered.....	£27.20	37-557Y	TTA Shell Black 5169, Weathered.....	£10.85	37-659Z	Benzole set of Three.....	£29.95
37-711Z	Pack of 3 GWR Cattle wagons, Weathered.....	£27.20	37-730Z	GWR Vent Vans, Weathered, Set of Three.....	£25.45	33-300F	GWR Toad Brake.....	£11.35
37-577W	TTA Shell Black 5172, Weathered.....	£10.85	37-675U	Mobil set of Thre.....	£29.95	32-900Y	CL108 Blue/Grey.....	£69.95
37-557X	TTA Shell Black 5178, Weathered.....	£10.85						

### NEW RELEASES

R3448 BR B17 .....	£124.45
R3447 LNER B17 .....	£124.45
R3483 Sentinel Crossley .....	£51.45
R3414 LNER J15 .....	£99.45
32-560 BR A1 BR Apple Green .....	£152.95
32-858 BR 9F weathered .....	£140.20
30-285 The Midlander Set .....	£178.45
R1180 Postal Express Set .....	£124.45

#### HORNBY

R3003 B17/6 Bamsley .....	£116.45
R3003X B17/6 Bamsley DCC .....	£121.95
R3245TTS A1 Tornado .....	£135.75
R2744 School's Blundell's BR .....	£84.95
R2784X Mallard .....	£85.00
R2917 2800 Class BR .....	£103.99
R3004 Serby Hall .....	£116.45
R3004X Serby Hall .....	£133.45
R3169 GWR Olton Hall .....	£72.50
R3229 British Monarch .....	£119.25
R3242A K1 BR Early .....	£116.95
R3243B K1 BR Late .....	£116.95
R3276 LMS compound .....	£66.45
R3278 Patriot Class Bradshaw .....	£70.00
R3284 TTS Flying Scotsman LNER .....	£87.90
R3233 LNER D16 .....	£100.95
R3235 British Railways D16 .....	£100.95
R3315 Fowler 2P BR .....	£87.45
R3316 Fowler 2P SJDR .....	£87.45
R3318 B17 BR Early Gilwell .....	£116.45
R3325 J50 BR Early .....	£69.45
R3326 J50 BR Late .....	£69.45
R3329 BR Late S15 .....	£123.99
R3327 SR S15 .....	£123.99
R3333 BR Early Adams .....	£107.95
R3334 BR Late Adams .....	£107.95
R3335 LSWR Adams .....	£107.95
R3371 Mallard Railroad version .....	£74.00
R3395TTS A4 Mallard .....	£102.25
R3408 GWR King Class .....	£142.25
R3413 S15 BR Late .....	£119.45
R3412 S15 BR Early .....	£119.45
R3419 SR 700 Class .....	£99.45
R3420 BR 700 Class .....	£99.45
R3421 BR 700 Class .....	£99.45
R3311 BR School's Westminster .....	£119.45

### Mail Order Service

All prices valid to 31.12.16  
You must state these prices when ordering  
POSTAGE & PACKING RATES PER ORDER:  
• UK Standard Postage and Packing Rate £3.95  
• UK Insured Postage and Packing Rate £7.10  
• UK Courier Transport and Packing Rate £9.00  
• Worldwide at cost + VAT free to non EC  
\*\*\*Train Sets/Packs and Controllers/Handsets -  
Postage charged at cost\*\*  
PRICES SUBJECT TO CHANGE  
WITHOUT NOTICE  
\*\*\*Please allow 7 days for clearance  
when paying by cheque\*\*\*  
**PLEASE QUOTE OUR SPECIAL  
PRICES WHEN YOU VISIT US**  
CREDIT CARDS WELCOME  
PLEASE STATE EXPIRY DATE

R3409 GWR King Class .....	£142.25
R3410 BR Blue King .....	£142.45
R3411 SR S15 .....	£125.95
R3444 BR Britannia Thomas Hardy .....	£137.45
R3356 Br Crosti 9F Weathered .....	£104.45
R3424 LNER Q6 .....	£125.45
R3425 BR Early Q6 .....	£125.45
R3426 BR Late Q6 .....	£125.45
R3433 LNER Claude Hamilton .....	£106.45
R3441 LNER Black A4 .....	£129.45
R3456 N15 BR .....	£137.45
R3457 SR T9 .....	£116.45
R3463 S2xx BR .....	£106.45
R3465 LNER N2 .....	£82.95
R3461 LNER L1 .....	£125.50
R3467 SECR Terrier .....	£64.45
R3499 BR Hall Class .....	£72.45

#### Train Packs/Sets

30-049 Permanent Way Set .....	£233.70
R2372m Royal Dutcheys Pack .....	£95.00
R2815 Southern Suburban Ltd .....	£159.00
R3059 Tornado Train Pack .....	£128.45
R2986 Date with the Duchy .....	£179.90
R3093 Tornado Train Pack .....	£116.99
R3302 Return from Dunkirk .....	£229.75

#### HORNBY Diesel Electric Locomotives

R3260 2 HAL SR Green .....	£113.90
R3261 Class 08 Network Rail .....	£84.45
R3343 Class 08 F.G.W. .....	£104.45
R3342 Class 08 BR Blue .....	£104.45
R3267XS Class 60 Transrail w/Sound .....	£217.75
R3268 Class 67 Arriva .....	£122.90
R3275 Class 31 Dutch Livery .....	£55.45
R3373 Class 71 BR Green w/panel .....	£134.95
R3374 Class 71 BR Blue .....	£134.95
R3376 Class 71 BR Green .....	£134.95
R3177 BR 2 Bli SR Green .....	£98.95
R2900XS CL31 Railfreight .....	£179.45
R2508 CL121 .....	£47.50
R3161B SR 2 Bli .....	£120.60
R3177 NRM 2 Bli BR Green .....	£98.95
R3180 Tarmac Sentinel .....	£44.95
R3290A BR 2 Hal Green .....	£113.90
R3262 Class 31 DCR .....	£142.45
R3266 Class 60 Subsector Quinag .....	£139.45
R3346 DB Schenker Class 92 .....	£70.45
R3353 Sentinel Balfour Beatty .....	£49.45
R3341A BR Blue 2 HAL .....	£115.95
R3392TTS Class 40 with sound .....	£77.45
R3476 Arriva Wales Cl. 153 .....	£86.45
R3477 Regional Railways Cl. 153 .....	£86.45
R3478 FGW HST .....	£189.45
R3487 Class 66 EWS .....	£77.45
R3486 Class 66 DB Schenker .....	£77.45

#### HORNBY TRACK

R070 Turntable .....	£59.95
R083 Buffer Stop .....	£1.65
R207 Track Fixing Pins .....	£2.50
R600 Straight .....	£1.15

R601 Double Straight .....	£1.85
R604 Curve 1st Rad. ....	£1.65
R605 Double Curve 1st Rad. ....	£2.05
R606 Curve 2nd Rad. ....	£1.40
R607 Double Curve 2nd Rad. ....	£1.95
R608 Curve 3rd Rad. ....	£1.65
R609 Double Curve 3rd Rad. ....	£2.25
R610 Short Straight .....	£1.10
R614 LH Diamond Crossing .....	£9.25
R615 RH Diamond Crossing .....	£9.25
R617 Uncoupling Ramp .....	£2.30
R618 Double Isolating Rail .....	£6.85
R620 Railer Uncoupler .....	£4.35
R628 Half Curve 3rd Rad. ....	£1.80
R643 Half Curve 2nd Rad. ....	£1.20
R8072 LH Point .....	£7.95
R8073 RH Point .....	£7.95
R8074 LH Curved Point .....	£12.80
R8075 RH Curved Point .....	£12.80
R8076 Y point .....	£8.95
R8077 LH Express Point .....	£12.60
R8078 RH Express Point .....	£12.60
R8206 Power Track .....	£5.95

#### HORNBY Track Accessories

R076 Footbridge .....	£15.10
R169 Junction Home Signal .....	£10.35
R170 Junction Distant Signal .....	£10.35
R171 Single Home Signal .....	£7.95
R172 Single Distant Signal .....	£7.95
R189 Single Brick Bridge .....	£7.95
R406 Colour Light Signal .....	£19.00
R537 Lineside Fencing .....	£6.95
R574 Trackside Accessories .....	£12.95
R626 Point Underlay .....	£4.20
R636 Double Level Crossing .....	£20.15
R638 Track Underlay .....	£10.55
R645 Single Level Crossing .....	£12.45
R657 Girdler Bridge .....	£13.50
R658 Inclined Pier Set .....	£12.65
R659 High Level Pier Set .....	£6.95
R660 Elevated Track Side Walls .....	£18.95
R909 Track Supports .....	£8.85

#### HORNBY Trackside

R334 Station Canopy .....	£18.50
R460 Straight Platform .....	£3.45
R462 Large Curve Platform .....	£3.45
R463 Small Curve Platform .....	£3.45
R464 Platform Ramp .....	£3.45
R495 Platform Subway .....	£3.45
R510 Platform Shelter .....	£10.95
R513 Platform Fencing .....	£7.95
R514 Platform Canopies .....	£11.95
R590 Station Halt .....	£19.90
R8000 Country Station .....	£31.95
R8001 Waiting Room .....	£17.95
R8003 Water Tower .....	£13.55
R8004 Engine Shed .....	£18.35
R8006 Diesel Maintenance Depot .....	£21.99
R8007 Booking Hall .....	£24.99

#### HORNBY Control Equipment

R044 Point Switch .....	£8.45
R046 Two Way Switch .....	£8.45
R047 On/Off Switch .....	£8.45
R602 Power Connecting Clip .....	£1.65
R8014 Point Motor .....	£6.75
R8015 Point Motor Housing .....	£3.99

#### GOLDEN VALLEY HOBBIES

GV2017 GWR 0-6-0T .....	£52.45
GV2018 Black 0-6-0T .....	£52.45

#### BACHMANN Steam Locomotives

31-001 Robinson BR Late Crest .....	£94.99
31-002 Robinson BR Early Crest .....	£94.99
31-003 Robinson LNER .....	£94.99
31-003A Robinson 04 LNER .....	£110.45
31-004A Robinson 04 BR Early .....	£118.95
31-435 Class 1F BR Early .....	£81.55
31-480 Class G2A LMS .....	£101.95
31-433 Class 1F LMS .....	£81.55
31-434 Class 1F BR Early .....	£81.55
31-204 LMS Patriot Crimson .....	£131.70
31-214 Patriot BR Early .....	£131.70
31-088 BR Black Earl .....	£118.95
31-089 GWR Earl .....	£118.95
31-128 BR ROD Weathered .....	£102.45
31-138 BR D11/2 Black Early .....	£106.20
32-154A N Class BR Black weathered .....	£99.10
31-213DS Patriot BR Late .....	£201.45
31-136DC D11/2 BR .....	£115.90
31-465 C Class BR .....	£93.46
31-461A C Class SR Black .....	£106.20
31-462A C Class BR Early .....	£106.20
31-481 Class G2A BR Early .....	£114.70
32-131 45XX GWR Green .....	£80.70
32-227B LMS 3F Jinty .....	£72.20
32-235 BR 3F Jinty .....	£80.70
31-614 V3 BR Late .....	£110.45
31-615 V3 BR Early .....	£110.45
31-626A Class 3F BR .....	£71.25
31-626DC BR Black weathered .....	£93.20
31-728 GWR City Class .....	£118.95
31-780 Swthland Hall BR .....	£106.20
31-782 Thirststone Hall BR .....	£114.70
31-783 Fountains Hall BR .....	£114.75
31-980 Standard 3MT Green .....	£110.45
31-981 Standard 3MT BR Black .....	£101.95
32-129A Class 45XX Early BR Black .....	£72.20
32-233 3F Jinty SJDR .....	£62.00
32-084 Class 56XX GWR .....	£76.45
32-085 Class 56XX BR Early .....	£76.45
32-980 Fairburn LMS .....	£106.20
32-882 Fairburn BR Late .....	£106.20
32-954 4MT BR Black Early .....	£87.50
32-955 4MT BR Black Late .....	£87.50
32-509 BR SMT Early Crest .....	£104.55
32-550A A1 Tornado Apple Green .....	£109.45
32-550B Tornado BR Green .....	£127.95
31-933 BR Compound Late Crest .....	£112.88
32-165DC N Class BR Early .....	£86.95

31-127 CL3000 BR ROD .....	£118.45
31-932DC BR Compound .....	£127.75

#### BACHMANN Diesel/Electric Locomotives

31-268 MLV NSE .....	£83.26
31-269 MLV Jafra .....	£83.26
31-364 Class 03 BR Green weathered .....	£76.45
31-365 Class 03 BR Blue .....	£70.50
31-366 Class 03 BR Green .....	£70.50
31-656DC CL47 BR Green .....	£101.25
31-656 Class 47 Green TOPS .....	£127.45
31-658 CL47 Petroleum Sector .....	£97.70
31-679 Class 85 Electric Blue .....	£118.45
32-408 Class 25/3 BR Blue .....	£93.45
32-483 Class 40 Green .....	£118.95
32-331 Class 25/1 BR Green .....	£89.20
32-680 Class 45 Blue .....	£101.95
32-981 Class 66 Freightliner .....	£127.45
32-982 Class 66 DRS .....	£127.45
32-034A Class 20 BR Green .....	£97.70
32-038DS Class 20 BR Blue .....	£95.45
32-045 Class 20 BR Railfreight .....	£93.45
32-065 Class 43 BR Maroon .....	£118.95
32-066 Class 43 BR Green .....	£118.95
32-644 Class 20 BR Green .....	£93.45
32-784 Class 37 Mainline Blue .....	£106.20
32-785DS Class 37 Dutch .....	£203.95
32-786 Class 37 EWS .....	£106.20
32-906 CL108 2 car Green .....	£93.50
32-429DS CL24 BR Green .....	£124.95
32-805 CL47 BR Blue .....	£68.95
32-762DS Virgin Class 57 Hood .....	£203.95
32-815 Class 47 InterCity .....	£89.20
31-327 CL105 BR Green .....	£79.45
31-535 CL105 BR Blue Power Twin .....	£84.45
32-381 M Class 37 DRS .....	£117.25
32-928 Class 150 Sprinter .....	£135.95
32-937 Class 150 Centro .....	£127.45
31-677 CL85 BR Blue .....	£85.99
31-575 Windhoff MPV NWR .....	£104.00
31-576DC Windhoff MPV NWR .....	£114.00
31-577 Windhoff Railtrack .....	£104.00

**ORDER BY  
TELEPHONE**  
Orders taken 6 days a week  
9 - 5.30 Monday to Saturday  
**01432 352809**





# DISCOUNT 'O' GAUGE

## TOWER BRASS LOCOMOTIVES

R.T.R in unpainted brass/factory painted

GWR/BR King	£900.00
GWR/BR Railcar 19-33	£550.00
GWR/BR Parcels Railcar No.34	£550.00
GWR 1361 Early black chassis	£525.00
GWR/BR 1361 Late black chassis	£525.00
L/LMS/BR Pug black	£450.00
LNER/BR J39 0-6-0 black	£925.00
GWR/BR 8750 Pannier black chassis	£525.00

## TOWER BRASS COACHES

Fully assembled in unpainted brass

GWR/BR Collett D127 brake 3rd	£235.00
-------------------------------	---------

## FULLY FINISHED R-T-R LOCOMOS

L&Y/LMS/BR Pug 0-4-0T	from £252.00
GWR/BR 1361 0-6-0ST	from £695.00
GWR/BR 8750 Pannier tank	from £695.00
GWR/BR King 4-6-0	from £1260.00
GWR/BR Razor Edge railcar	£835.00
GWR/BR Parcels railcar	£810.00
LNER/BR J39 0-6-0	£1075.00
LMS/BR Original Patriot	£1650.00

Over 100 R-T-R locos available off the shelf

## GLADIATOR LOCO KITS

FT6 LNER/BR J25 0-6-0	£225.00
GTR1 LNER/BR D10/D11 4-4-0	£295.00
GTR18 LMS/BR de-streamlined Duchess	£395.00
GTR19 LMS/BR non-streamlined Duchess	£395.00
GTR20 LMS/BR Princess	£395.00
GTR21 LMS/BR Rebuilt Royal Scot	£345.00
GTR24 LMS/BR Original Patriot	£345.00
GTR25 LMS/BR Rebuilt Patriot	£345.00
GTR44 LNW/LMS/BR Coal Tank 0-6-2T	£225.00
GTR48 LNW/LMS Crane Tank	£205.00
GTR50 LNER/BR Beyer Garrett 2-8-8-2	£595.00
GTR68 Maunsell King Arthur 8 Wheel Tender	£395.00
GTR72 LBSCR/BR 13 4-4-2T	£235.00

## JAVELIN LOCOMOTIVE KITS

JKL3 GWR/BR Dukedog 4-4-0	£325.00
JKL5 SECR/VR/D Class 4-4-0	£305.00
JKL6 G.W.R. Dean Goods 0-6-0	£295.00
JKL7 SECR/VR/D Class 0-6-0	£295.00
JKL11 LMS/BR Long Fire Box Black Five	£345.00

## MERCIAN LOCO KITS

DL1 LMS Armstrong Whitworth 0-6-0DE	£175.00
SG5 LNER/BR J4 Austerity 0-6-0ST	£180.00
ML11 M.R. Spinner 4-2-2	£295.00

## TOWER COLLECTION (D.J.H.) BEGINNERS KITS

TC1 Class 02 0-4-0 Diesel Shunter	£240.00
TC3 Andrew Barclay 4-0-4 Steam Shunter	£240.00

## TOWER COLLECTION LOCO KITS

Require wheels, gears and motor

TC2 LMS streamlined Coronation	£525.00
TC4 LMS/BR non-streamlined Duchess	£525.00
TC5 LMS/BR de-streamlined Duchess	£525.00
TC6 LMS/BR Sir William Stainer	£525.00
TC7 LMS/BR Black Five 4-6-0	£525.00
TC14 LMS/BR Stainer 8F 2-8-0	£525.00
TC16 LMS/BR Duchess with sloping firebox	£525.00

## D.J.H. LOCO KITS

K3000 B.R. Standard 84xx 2-6-2T	£345.00
K301 B.R. Standard 2MT 2-6-0	£395.00
K302 LMS/BR Ivatt 2-6-2T	£345.00
K303 LMS/BR Fairburn 2-6-4T	£345.00
K310A LNER/BR A3 with Corridor tender	£575.00
K317B BR Britannia with BR1/1A tender	£575.00
K324B B.R. 9F 2-10-0 BR1/BR1C	£575.00
K326 B.R. Class 03 complete kit	£395.00
K336 LNER/BR R Peppercorn A2	£535.00
K338 LNER/BR R GS 0-4-0T	£395.00
K340 B.R. Class 14 complete kit	£395.00
K344 New LNER/BR Hunt Class 4-4-0	£475.00
K345 New LNER/BR Thompson A2/1	£556.00

## PECO LINESIDE KITS

LK704 Wooden lineside hut kit	£19.00
LK705 Brick lineside hut	£19.00
LK709 Ground Level Signal Box	£27.25
LK735 GWR Yard Crane	£20.50
LK741 GWR spear fencing	£10.50
LK 742 GWR spear fencing ramps	£10.50
LK743 Field fencing and gates	£9.45
LK745 Telegraph Poles (4)	£8.00
LK749 Loading Gauges (2)	£11.85
LK750 Single track level crossing gates	£19.25
LK758 Palletways tools	£6.10
LK759 Platform lamps (4)	£8.35
LK760 Telephone boxes (2)	£8.35
LK761 GWR Station seats (4)	£7.90
LK762 MR/NER station seats (4)	£7.90
LK763 SR/BR Station seats	£7.90
LK764 Bicycles (8)	£7.90
LK790 GWR home or distant signal	£17.75

## SLATERS BR WAGONS AND VANS

7062 B.R. 12ton Vanwide	£37.50
7063 B.R. Standard Van	£37.50
7064 B.R. 12ton Standard/Flat Van	£37.50
7065 B.R. Meat Van	£37.50
7066 B.R. Insulated Van	£37.50
7067 B.R. 13 ton conflat 'A'	£33.75
7069 B.R. Lowflr Wagon	£33.25
7070 B.R. 12 ton Palvan	£37.50
7071 B.R. 13 ton High Goods Wagon	£33.25

## PECO WAGON KITS

W601 GWR Toad brake can	£38.75
W602 GWR Permanent Way brake	£38.75
W603 GWR 6 wheel brake	£40.50
W604 GWR 4 plank open	£32.50
W605 GWR Steel Open	£32.50
W606 GWR 10 ton Van	£39.75
W607 BR 16 ton Mineral wagon	£40.50
W608 BR 27 ton Iron Ore wagon	£39.75
W609 BR 20 ton Pig Iron wagon	£39.75

## PECO 'O' GAUGE TRACKWORK

SLE786BH Curved R/H Point	£52.25
SLE787BH Curved L/H Point	£52.25
SLE700BH 12 yards flexitrack	£76.95
SLE791BH Right Hand Point	£41.95
SLE792BH Left Hand Point	£41.95
SLE797BH Y Point	£41.95
SLE790BH Double Slip	£87.95
SL10 24 metal railjoiners	£2.65
SL11 12 Insulated railjoiners	£2.65
SL740BH Buffer stop	£2.65
TP1 Long Track pins (15mm)	£3.25
ST700 Box (6) 393mm straight	£43.25
ST725 Half circle 1028mm radius curves	£46.00
NEW Setback R/H Point	TBA
NEW Setback L/H Point	TBA

## HELMSMAN CONTROLLERS

CFS4 Sump Signal Controller	£145.00
RM5 Remote handset for above	£40.00

## H.M.R.S. TRANSFERS

H1 L.M.S. gold loco and coach	£20.00
H2 L.M.S. yellow loco and coach	£20.00
H2A L.M.S. black style/Crew loco	£20.00
H3 L.M.S. loco lining	£20.00
H3A L.M.S. coach lining	£20.00
H4 L.N.E.R. green loco and coach	£20.00
H4A L.N.E.R. black loco and Gill Sands	£20.00
H5 L.N.E.R. loco lining	£20.00
H6 L.M.S. goods wagon lettering	£18.50
H7 G.W.R. loco and coach lettering	£20.00
H8 G.W.R. loco and coach lining	£20.00
H9 S.R. Maunsell loco and coach lettering	£20.00
H10 S.R. Bulleid loco and coach lettering	£20.00
H11 G.W.R. goods wagon lettering	£18.50
H12 L.N.E.R. goods wagon lettering	£18.50
H13 S.R. goods wagon lettering	£18.50
H14 BR steam loco and coach lettering	£20.00
H15 BR blue diesel and coach lettering	£18.50
H16 LNW/R/WCSJ loco coach & wgn	£21.00
H17 LTR/MR/SD/L/MCR gds lettering	£20.00
H18 N.E.R. loco and coach lettering	£21.00
H20 CB/NB/GSWR/VR/GMSR wgn lettering	£20.00
H22 B.R. mixed traffic/L.N.W.R. loco lining	£20.00
H24 MRVSDJRTSR/VGN loco & coach	£21.00
H25 B.R. pre-TOPS wagon numbers etc	£18.50
H26 B.R. pre-TOPS wgn instructions etc	£18.50
H31 Pullman crests, names and numbers	£21.00
H32 Pullman lining	£18.50
H40 G.N.R. coach lettering	£21.00

## BACHMANN SCENECRAFT BUILDINGS

47003 Cattle Dock	£25.00
47040 Diesel Refuelling Point	£39.95
47047 Hampton Hill Platelayers Hut	£24.95
47203 Low Relief Corner Shop	£25.95
47004 Provender Store	£30.00
47009 Single Engine Shed	£30.00
47036 Sectional Lineside Hut	£20.50

## NEW HORNBY O GAUGE BUILDINGS

Fully assembled and painted

99080 Great Northern Station	£80.00
99081 Station Waiting Room	£55.00
99082 Platform Mounted Signal Box	£50.00
99085 Platelayers Hut	£22.50
99087 Great Northern Water Tower	£37.50

All the above can be seen on our website.

## IXION HUDSWELL CLARKE

R.T.R 0-6-0 LOCO	
Lined forest green	
RRP £299.00 OUR PRICE £225.00	
OR FITTED WITH DCC SOUND £375.00	

## IXION FOWLER

0-4-0 DIESEL SHUNTER	
GWR No1 lined green	
or private owner plain green	
RRP £299.00 OUR PRICE £225.00	

## LIONHEART WAGON CLEARANCE

B.R. COKE WAGONS	
PRIVATE OWNER COKE WAGONS	
LIST PRICE £45.00	
ANY THREE FOR £100.00	
Whilst stocks last. See website for full details	

## LIONHEART TOWER MODELS

EXCLUSIVE LIMITED EDITION WAGONS	
Superb quality fully finished R.T.R	
B.R. 16 Ton Grey Mineral Wagons	
Choice of twelve running numbers	
£42.00 each	
Three for £120.00, Six for £230.00,	
Nine for £330.00 Twelve for £440.00	

## NEW DAPOL CLASS 08 DIESEL SHUNTER

Fully finished, ready run locos	
BR black livery	
BR early green livery	
BR late green livery	
BR late green with wisp stripes	
BR blue pre Top's	
BR blue post Top's	
RRP £199.95 OUR PRICE £169.50	
Sound fitted RRP £410.70 OUR PRICE £345.00	

## DAPOL R-T-R TERRIERS

G.W.R. green Portlisshead	
L.B.S.C. Marsh under Gipsyhill	
S.R. green Fishbourne	
BR late crest black 32636	
RRP £225.00 OUR PRICE £189.00	
Sound fitted RRP £410.70 OUR PRICE £345.00	

## LIONHEART SUBURBAN COACHES

Fully finished superb quality with interior details and lights	
Single cars (3 types) B.R. Maroon	
RRP £265.00 OUR PRICE £225.00	
2 car 'B' set G.W.R. or B.R. 6 types	
RRP £470.50 OUR PRICE £399.99	
4 car D set G.W.R. or B.R. 4 types	
RRP £823.50 OUR PRICE £699.99	

## DAPOL (EX LIONHEART) PANNIERS

64XX and 74XX G.W.R. or B.R.	
List Price £399.00 OUR PRICE £340.00	
Available mid 2017 Reserve yours now	

## DAPOL (EX LIONHEART) AUTOCOACHES

Choice of B.R. or G.W.R. liveries	
RRP £200.00 OUR PRICE £170.00	
Available mid 2017 Reserve yours now	

## NEW DAPOL 57XX LOW CAB PANNIER

Available in a range of G.W.R. and B.R. liveries plus London Transport red	
RRP £235.00 OUR PRICE £199.75	
Available mid 2017 Reserve yours now	

## NEW DAPOL 10 FOOT W.B. WAGONS

B.R. Open Wagons (various)	
RRP £45.00 OUR PRICE £38.50	
B.R. VEA, VBA, MEAT, INSULATED AND STANDARD VANS (12 TYPES)	
RRP £49.95 OUR PRICE £42.50	

## DAPOL R.T.R. WAGONS

A range of approx 100 private owner and company wagons 5, 7 and 8 plank	
RRP £44.41 OUR PRICE £38.00	
6 WHEEL MILK TANKERS 5 TYPES	
RRP £80.60 OUR PRICE £70.00	
S.R. / B.R. PILLBOX BRAKE VANS (4 Liveries)	
RRP £80.60 OUR PRICE £70.00	
See our website for details	

## NEW DAPOL JINTY

Early or late LMS S.D.J.R. British Railways or late B.R. available numbered or un-numbered	
RRP £225.00 OUR PRICE £191.25	
Any of the above sound fitted	
RRP £400.00 OUR PRICE £340.00	
Available late 2017.	
Reserve yours now	

## HELJAN CLASS 128 PARCELS RAILCAR

6 Versions	
See website for details	
RRP £579.00 OUR PRICE £460.00	
Available mid 2017.	
Reserve yours now	

## NEW HELJAN CLASS 121

Passenger Railcar	
Available in a range of liveries from Cats Whiskers to N.S.E	
RRP £579.00 OUR PRICE £460.00	
Available late 2017. Reserve yours now.	

## NEW HELJAN CLASS 117

3 Car D.M.U.	
Available in a range of liveries from Cats Whiskers to N.S.E	
RRP £1100.00 OUR PRICE £875.00	
Available late 2018. Reserve yours now.	

## NEW HELJAN CLASS 120

2 and 3 Car D.M.U.	
Choice of blue or green liveries	
2 car set RRP £800.00 OUR PRICE £640.00	
3 car set RRP £1100.00 OUR PRICE £875.00	
Available late 2018. Reserve yours now.	

## NEW HELJAN 61XX PRAIRIE TANK

HJ6100 6110 Great Western	
HJ6101 6106 G.W.R.	
HJ6102 6114 B.R. unlined black	
HJ6103 6111 B.R. unlined green	
HJ6104 6132 B.R. lined green	
HJ6120 un-numbered Great Western	
HJ6121 un-numbered B.R. unlined black	
HJ6122 un-numbered B.R. unlined green	
HJ6123 un-numbered B.R. lined green	
HJ6124 5184 Great Western	
HJ6125 4144 B.R. unlined black	
HJ6126 5158 B.R. lined green	
RRP £649.00 OUR PRICE £500.00	
Available late 2017 Reserve yours now	
See our website for full details	

## NEW HELJAN 43XX MOGUL

7 standard versions in G.W.R. and B.R. all un-numbered and 3 limited editions numbered	
List Price £779.00 OUR PRICE £630.00	
Available 2018 Reserve yours now	

## NEW HELJAN CLASS 45

6 versions from original green to later blue	
RRP £699.00 OUR PRICE £550.00	
Available 2017 Reserve yours now	

## NEW HELJAN CLASS 03

Several versions from original green to later blue	
Price to be confirmed	
See our website for details	

## NEW HELJAN CLASS 05

HJ2590 B.R. Plain Green	
HJ2591 B.R. Green with chevrons early	
HJ2592 B.R. Green with chevrons late	
HJ2593 B.R. Blue with chevrons	
HJ2594 CEG Yellow	
HJ2595 NCB Green	
HJ2596 Industrial Maroon	
RRP £396.00 OUR PRICE £315.00	
Available mid 2017 Reserve yours now	

## HELJAN READY TO RUN WAGON

Class B tankers 6 types	
VAA vans 4 types	
OAA open wagons 5 types	
RRP £84.95 OUR PRICE £70.00	
Mix and match any ten for £65.00 each	

## NEW HELJAN CLASS 37

CENTRE HEAD CODE VERSION	
Green with yellow panel	
Green with yellow ends	
Blue with yellow ends	
Blue large logo	
Dutch livery	
Railfreight 3 versions	
RRP £599.00 OUR PRICE £475.00	
Available early 2017. Reserve yours now	

## HELJAN CLASS 40

B.R. Blue with yellow ends	
RRP £649.00 OUR PRICE £500.00	

## HELJAN CLASS 31

<b>HELJAN CLASS 31</b>
Green with yellow panels
<b>RRP £579.00 OUR PRICE £460.00</b>



## ALL AVAILABLE TO PRE-ORDER NOW

### Class 414 2-HAP EMU Pre-order for £186.96 (estimated)



31-390 6061 in BR green  
31-391 6062 in BR blue & grey  
31-392 4322 in Network SouthEast livery

### Class 5P4F Stanier Mogul 2-6-0 Pre-order for £127.46



31-690 2955 in LMS lined black  
31-691 42969 in BR lined black with early emblem  
31-692 42968 in BR lined black with late crest (as preserved)

### Class 57 Diesel Pre-order from £127.46



32-753DS 7007 "Freightliner Bond" in Freightliner green  
- DCC sound fitted £203.96  
32-756 57603 "Tintagel Castle" in GWR (2015) green  
32-764 57305 "Northern Princess" in DRS Northern Belle livery



Pre-order at [www.hattons.co.uk/bachmann2016](http://www.hattons.co.uk/bachmann2016)

### Class 70 diesel Pre-order from £131.71



31-590 70015 in Freightliner livery with air intake modifications  
31-591 70805 in Colas livery with air duct boxes

### WD Austerity 2-8-0 Pre-order for £131.71



32-250A 79250 "Major-General Mc Mullen" in Longmoor Military Railway blue  
32-254A 77003 in LNER plain black

### LNWR 0-6-2T Webb Coal Tank Pre-order for £97.71



35-050 1054 in LNWR plain black livery  
35-051 7841 in LMS black livery  
35-052 58900 in BR black early emblem

### SECR 60' Birdcage Coaches Pre-Order for £50.96



39-600 Brake Composite SECR Dark Lake  
39-601 Brake Composite SR Olive Green  
39-602 Brake Composite BR Vermillion  
39-610 Composite SECR Dark Lake  
39-611 Composite SR Olive Green  
39-612 Composite BR Vermillion  
39-620 Brake 3rd SECR Dark Lake  
39-621 Brake 3rd SR Olive Green  
39-622 Brake 3rd BR Vermillion

### Wickham Type 27 Trolley Car Pre-order for £67.96



32-991 BR maroon  
32-992 BR Engineers yellow (IN STOCK EARLY NOV)  
32-993 BR Engineers yellow with wasp stripes



**Hatton's Announce Exclusive O Gauge Class A3, A4 and Teak coaches**



### Class A3 4-6-2 Pre-order for £750



©Charlie Jackson - Flickr

A3001 2750 "Papyrus" in LNER Grass green with unstreamlined corridor tender - "Record Breaker"  
A3002 4472 "Flying Scotsman" in LNER Grass green with unstreamlined corridor tender - "Record Breaker"  
A3003 2745 "Captain Cuttle" in LNER black with unstreamlined non-corridor tender  
A3004 60072 "Sunstar" in BR Express blue with unstreamlined non-corridor tender  
A3005 60035 "Windsor Lad" in BR green with early crest and unstreamlined non-corridor tender  
A3006 60077 "The White Knight" in BR green with late crest and unstreamlined non-corridor tender  
A3007 60103 "Flying Scotsman" in BR green with late crest and unstreamlined corridor tender

See the full announcement at  
[www.hattons.co.uk/recordbreakers](http://www.hattons.co.uk/recordbreakers)

### Class A4 4-6-2 Pre-order for £750



©Alan Wilson - Flickr

A4001 2509 "Silver Link" in LNER silver with streamlined corridor tender  
A4002 4468 "Mallard" in LNER Garter blue with streamlined non-corridor tender - "Record Breaker" (1938 condition)  
A4003 4468 "Mallard" in LNER Garter blue with streamlined non-corridor tender (as preserved)  
A4004 4489 "Dominion of Canada" in LNER Garter blue with steel numbers/letters and unstreamlined corridor tender  
A4005 4464 "Bittern" in LNER Garter blue with streamlined corridor tender - "Record Breaker"  
A4006 60007 "Sir Nigel Gresley" in BR express blue with unstreamlined corridor tender - "Record Breaker"  
A4007 60012 "Commonwealth of Australia" in BR green with early crest and streamlined corridor tender  
A4008 60009 "Union of South Africa" in BR green with late crest and unstreamlined corridor tender  
A4009 60008 "Dwight D Eisenhower" in BR green with late crest and streamlined non-corridor tender

### Gresley Teak coaches Pre-order for £249



©Hugh Llewlyn

TC11501 Diagram 115 Corridor Third in LNER Teak  
TC11502 Diagram 115 Corridor Third in LNER Teak  
TC11503 Diagram 115 Corridor Third in BR carmine & cream  
TC11504 Diagram 115 Corridor Third in BR carmine & cream  
TC11505 Diagram 115 Corridor Third in BR maroon  
TC11506 Diagram 115 Corridor Third in BR maroon  
TC17501 Diagram 175 Brake Corridor Composite in LNER Teak  
TC17502 Diagram 175 Brake Corridor Composite in LNER Teak  
TC17503 Diagram 175 Brake Corridor Composite in BR carmine & cream  
TC17504 Diagram 175 Brake Corridor Composite in BR carmine & cream  
TC17505 Diagram 175 Brake Corridor Composite in BR maroon  
TC17506 Diagram 175 Brake Corridor Composite in BR maroon  
TC18601 Diagram 186 Open Third in LNER Teak  
TC18602 Diagram 186 Open Third in LNER Teak  
TC18603 Diagram 186 Open Third in BR carmine & cream  
TC18604 Diagram 186 Open Third in BR carmine & cream  
TC18605 Diagram 186 Open Third in BR maroon  
TC18606 Diagram 186 Open Third in BR maroon



Tel: **0151 733 3655** [info@hattons.co.uk](mailto:info@hattons.co.uk)  
17 Montague Road, Widnes, WA8 8FZ

Phones Open **Mon to Sat 7:30am to 6pm Sun 9am to 5pm**

Shop Open **Mon to Sun 9am to 5pm**

**18,000+** items available on [www.hattons.co.uk/hm](http://www.hattons.co.uk/hm)

**HORNBY**

Pre-order at [www.hattons.co.uk/hornby2016](http://www.hattons.co.uk/hornby2016)

**LNER Holden B12/3 4-6-0**  
Pre-order for £123  
Due December 2016



R3430 8573 in LNER apple green  
R3431 61533 in BR black with early emblem  
R3432 61580 in BR black with late crest

**Class 8P Merchant Navy 4-6-2**  
Pre-order from £144  
Due during 2017



R3434 21C1 'Channel Packet' in SR Malachite Green  
R3435 21C3 'Royal Mail' in SR Malachite Green  
R3436 35028 'Clan Line' in BR Green with early emblem  
R3382TTS 35023 'Holland-Afrika Line' in BR Green with early emblem - TTS sound fitted £162

**20T Coke Hopper Wagons**  
Pre-order singles for £18 each



R6731 20 Ton Coke Wagon in LMS livery  
R6731A 20 Ton Coke Wagon in LMS livery  
R6733 20 Ton Coke Wagon in BR livery  
R6733A 20 Ton Coke Wagon in BR livery  
R6783 BR 20 Ton Coke Hopper Wagons - Three Wagon Pack £44.00

**BR Mk1 BSO & FO**  
Pre-order for £33 (estimated)  
Due in stock during 2017



Maroon as well as blue and grey versions announced. Product codes and prices TBC. We will update customers via email as soon as further details are released.

**Wainwright Class H 0-4-4T**  
Pre-order from £111.10 (estimated)  
Due in stock during 2017



Exact liveries and running numbers are yet to be confirmed. As soon as these are confirmed we will update our system and send emails to anyone who has placed a pre-order or signed up for notifications.

**Liveries announced:**

BR Black with early emblem  
SECR lined green  
SR Olive green (TBC)  
BR black with late crest (in train pack with 2 Maunsell push/pull coaches)



To sign up for email notifications or pre-order these items please visit:  
[www.hattons.co.uk/hclass](http://www.hattons.co.uk/hclass)

All our exclusive items are available to view and pre-order at [www.hattons.co.uk/exclusives](http://www.hattons.co.uk/exclusives)

**Class 14xx**  
Pre-order for £99  
Due in to stock Dec/Jan



**Pristine**

H1401 48xx 4825 in GWR unlined green Great Western  
H1404 58xx 5808 in GWR unlined green Shirtbutton  
H1406 14xx 1420 in GWR unlined green G W R  
H1408 58xx 5816 in BR lined black BRITISH RAILWAYS  
H1409 14xx 1470 in BR lined black early emblem  
H1410 58xx 5819 in BR unlined black early emblem  
H1413 14xx 1444 in BR lined green early emblem  
H1414 14xx 1450 BR lined green late crest  
H1416 14xx 1409 BR unlined green late crest

**Lightly Weathered**

H1402 58xx 5814 in GWR unlined green Great Western  
H1403 48xx 4871 in GWR unlined green Shirtbutton  
H1405 48xx 4807 in GWR wartime black G W R  
H1407 58xx 5802 in GWR unlined green G W R  
H1411 58xx 5801 in BR unlined green G W R

**Heavily Weathered**

H1412 14xx 1474 in BR unlined black early emblem  
H1415 14xx 1432 BR lined green late crest

[www.hattons.co.uk/14xx](http://www.hattons.co.uk/14xx)

**50t Warwell Bogie Well Wagon**  
Available in OO and O.  
Pre-order from £33 for OO. £85 for O.  
Due in stock Q4 2017

*Hattons*



WW-018

Large variety of liveries, including weathered versions announced.

[www.hattons.co.uk/warwell](http://www.hattons.co.uk/warwell)

**Beilhack ZZA Snowplough**  
Available in OO only  
Pre-order for £43  
Due in stock Q1 2018

*Hattons*



BH-004

BR, NSE, Railtrack and Network Rail versions announced

[www.hattons.co.uk/beilhack](http://www.hattons.co.uk/beilhack)

**Class 121/122 "Bubble Car" DMU**  
In Partnership with Dapol  
Pre-order for £129.95



4D-009-HAT01 120 in 'GWR 150' Chocolate & Cream livery  
4D-009-HAT02 121032 in Arriva Trains Wales livery

4D-009-HAT03 960011 in Railtrack blue & green livery  
4D-009-HAT04 121020 in Chiltern blue livery

4D-009-HAT05 55033 in Revised Network South East livery

4D-009-HAT06 960010 in Railtrack "coaching stock" maroon

4D-009-HAT07 55022 in Original Network South East livery

4D-015-HAT01 TDB975023 in Route Learning BR blue



[www.hattons.co.uk/hattonsbubble](http://www.hattons.co.uk/hattonsbubble)

[www.hattons.co.uk/preorder](http://www.hattons.co.uk/preorder)

Pre-orders accepted via credit or debit card only  
Pre-order prices subject to manufacturer RRP.





Welcome to our project update feature, with the latest status of forthcoming releases from all major manufacturers. Use it to see the progress of projects you are interested in. The web address in the "link" column can be used to view products online, and to place your preorders.

**0151 733 3655**

**17 Montague Road,  
Widnes, WA8 8FZ**

Phone opening times    Shop opening times  
Mon to Sat 7:30am-6pm    Mon to Sun 9am-5pm  
Sun 9am-5pm

	Link	Price	Date announced	CAD done	In Tooling	Seen 1st EP	Decorated samples	In production	On Board Ship	Released
Wickham trolley car	<a href="http://hattons.co.uk/wtc">hattons.co.uk/wtc</a>	£67.96	Mar 2013							
Stanier Mogul 2-6-0	<a href="http://hattons.co.uk/5p4f">hattons.co.uk/5p4f</a>	£127.46	Mar 2013							
LNWR Webb coal tank	<a href="http://hattons.co.uk/wct">hattons.co.uk/wct</a>	£97.71	Sep 2014							
Class 450	<a href="http://hattons.co.uk/cl450">hattons.co.uk/cl450</a>	£254.96-£271.96	Mar 2015							
Bircage Coaches	<a href="http://hattons.co.uk/bc">hattons.co.uk/bc</a>	£50.96	Mar 2014							
Class 414 2-HAP	<a href="http://hattons.co.uk/cl414">hattons.co.uk/cl414</a>	£186.96 (EST)	Mar 2016							

Birdcage coaches, Class 24/1, J72, V2, J39, 94xx, H2 Atlantic - view these projects at [www.hattons.co.uk/projectupdates](http://www.hattons.co.uk/projectupdates)

	Link	Price	Date announced	CAD done	In Tooling	Seen 1st EP	Decorated samples	In production	On Board Ship	Released
Class 68	<a href="http://hattons.co.uk/c68">hattons.co.uk/c68</a>	£123.72	April 2014							
Class 121/122	<a href="http://hattons.co.uk/dapolbubble">hattons.co.uk/dapolbubble</a>	£103 - £134.95 (EST)	Dec 2012							

Class 59, Class B4, GWR Railcar, IDA flat, Turbot - view these projects at [www.hattons.co.uk/projectupdates](http://www.hattons.co.uk/projectupdates)

	Link	Price	Date announced	CAD done	In Tooling	Seen 1st EP	Decorated samples	In production	On Board Ship	Released
Golden Arrow Class 71s	<a href="http://hattons.co.uk/goldenarrow">hattons.co.uk/goldenarrow</a>	£139.95	Jun 2016							
14xx	<a href="http://hattons.co.uk/14xx">hattons.co.uk/14xx</a>	£99	Sep 2014							
Hatton's King	<a href="http://hattons.co.uk/king">hattons.co.uk/king</a>	£169 - £179	Aug 2014							


	Link	Price	Date announced	CAD done	In Tooling	Seen 1st EP	Decorated samples	In production	On Board Ship	Released
Class 1366	<a href="http://hattons.co.uk/1366">hattons.co.uk/1366</a>	£131	Nov 2013							
4-wheel A & B Tanks	<a href="http://hattons.co.uk/heltank">hattons.co.uk/heltank</a>	£20.50 - £76	Nov 2015							
Class 47xx "Night Owl"	<a href="http://hattons.co.uk/47xx">hattons.co.uk/47xx</a>	£154	Nov 2014							
Hatton's O Gauge Class A3/A4	<a href="http://hattons.co.uk/recordbreakers">hattons.co.uk/recordbreakers</a>	£750	Aug 2016							

Class 1361, Class 07 Shunter - view these projects at [www.hattons.co.uk/projectupdates](http://www.hattons.co.uk/projectupdates)

	Link	Price	Date announced	CAD done	In Tooling	Seen 1st EP	Decorated samples	In production	On Board Ship	Released
Class B12 Holden	<a href="http://hattons.co.uk/B12">hattons.co.uk/B12</a>	£123	Nov 2015							
Peckett 0-4-0	<a href="http://hattons.co.uk/peckett">hattons.co.uk/peckett</a>	£70	Oct 2015							
10T Cattle Wagon	<a href="http://hattons.co.uk/horcat">hattons.co.uk/horcat</a>	£18	Nov 2015							
Merchant Navy	<a href="http://hattons.co.uk/mn">hattons.co.uk/mn</a>	£144 - £162	Mar 2015							
Mk1 FO & BSO	<a href="http://hattons.co.uk/hornbymk1">hattons.co.uk/hornbymk1</a>	TBC	Oct 2016							
H Class 0-4-4T	<a href="http://hattons.co.uk/hclass">hattons.co.uk/hclass</a>	TBC	Sep 2016							

- view these projects at [www.hattons.co.uk/projectupdates](http://www.hattons.co.uk/projectupdates)

	Link	Price	Date announced	CAD done	In Tooling	Seen 1st EP	Decorated samples	In production	On Board Ship	Released
Dean Goods	<a href="http://hattons.co.uk/oxdg">hattons.co.uk/oxdg</a>	£95	Jan 2016							
Carflat Car Carrying Wagon	<a href="http://hattons.co.uk/oxcarflat">hattons.co.uk/oxcarflat</a>	£25	May 2016							
Mk 3 Coaches	<a href="http://hattons.co.uk/oxmk3">hattons.co.uk/oxmk3</a>	£29	Jan 2016							
Hatton's ICI Hopper	<a href="http://hattons.co.uk/ici">hattons.co.uk/ici</a>	£24-25	Mar 2015							

 Shows the stage the project is at based on the information available to us. CAD: Computer Aided Design. 1st EP: First Engineering Prototype. TBC: Price is yet To Be Confirmed (EST): Price is estimated.

You can view extended lists, preorder & comment on all of these projects at

**[www.hattons.co.uk/projectupdates](http://www.hattons.co.uk/projectupdates)**

Information correct at the time of going to press. All information subject to change.





Visit

[www.hattons.co.uk/preorder](http://www.hattons.co.uk/preorder)

for all forthcoming releases

OO Gauge (1:76 Scale)

Steam locos



J9405 Austerity 0-6-0ST "Hurricane" in NCB Bickershaw Colliery lined green - lightly weathered - Ltd Ed of 200 (DJ) . . .£99



J9401 Austerity 0-6-0ST "Robert" in NCB Bold Colliery lined green - Ltd Ed of 200 (DJ) . . .£99



J9404 Austerity 0-6-0ST 1763 in NCB Peckfield Colliery lined maroon chevrons - very heavily weathered - Ltd Ed of 200 (DJ) .£99  
J9402 Austerity 0-6-0ST 71515 Mech Navvies maroon - Ltd Ed of 200 (DJ) .£99  
J9408 Austerity 0-6-0ST 98 "Royal Engineer" Army green - Ltd Ed of 200 (DJ) .£99  
J9410 Austerity 0-6-0ST No 15 in Wemyss Private Railway lined brown - Ltd Ed of 200 (DJ) .£99  
J9407 Austerity 0-6-0ST No 4 in NCB Backworth Colliery lined black - Ltd Ed of 200 (DJ) .£99



J9409 Austerity 0-6-0ST No 7 in NCB Littleton Colliery lined blue - lightly weathered - Ltd Ed of 200 (DJ) . . .£99  
R3292 Class 0F Pug 0-4-0ST 56011 in BR black - Hornby 2014 Collectors Club special edition (Hor) (list £24.99) . . .BARGAIN . . .£17



31-933 Class 1000 Midland Compound 4-4-0 41157 in BR lined black late crest (Bac) (list £139.95)BARGAIN . . .£79



31-440 Class 2MT Ivatt 2-6-2T 41243 in BR lined black early emblem (Bac) . . .£110.46



31-441DC Class 2MT Ivatt 2-6-2T 41291 in BR lined black late crest - DCC Fitted (Bac) . . .£131.71



R3315 Class 2P 4-4-0 40602 in BR Black late crest (Hor) (list £99.99) . . .BARGAIN . . .£61  
R3316 Class 2P 4-4-0 44 in Somerset & Dorset Joint Railway prussian blue (Hor) (list £99.99) . . .BARGAIN . . .£61



R3459TTS Class 2P Fowler 4-4-0 40626 in BR Black early emblem - TTS sound fitted (Hor) (list £139.99)BARGAIN £118 (list £129.95) . . .BARGAIN . . .£80



31-728 Class 3700 City 4-4-0 3708 "Killarney" in Great Western green (Bac) . . .£118.96  
32-235 Class 3F Fowler Jinty 0-6-0 tank 47673 in BR black late crest - weathered (Bac) . . .£80.71



31-728 Class 3700 City 4-4-0 3708 "Killarney" in Great Western green (Bac) . . .£118.96  
32-235 Class 3F Fowler Jinty 0-6-0 tank 47673 in BR black late crest - weathered (Bac) . . .£80.71



R2882 Class 3P Jinty 0-6-0T 24 in S&DJR Blue (Railroad range) (Hor) (list £32.49) . . .BARGAIN . . .£21



R3334 Class 415 Adams Radial 4-4-2T 30582 in BR black late crest (Hor) . . .£111.10



R3335 Class 415 Adams Radial 4-4-2T 488 in LSWR (as preserved) (Hor) . . .£111.10  
32-131 Class 45xx 2-6-2 Prairie tank 4539 in Great Western green (Bac) .£84.96



R3499 Class 49xx 4-6-0 6947 "Helmingsham Hall" in BR Green late crest - Railroad Range (Hor) . . .£75



R3313 Class 4F 0-6-0 4323 in LMS Black (Hor) (list £99.99) . . .BARGAIN . . .£58



R3460TTS Class 4F 0-6-0 44198 in BR Black late crest - TTS sound fitted (Hor) . . .£114



R3314 Class 4F 0-6-0 44341 in BR Black early crest (Hor) (list £99.99) . . .BARGAIN . . .£58  
31-884 Class 4F Midland 0-6-0 44044 BR black late crest - weathered (Bac) . . .£106.21  
32-680 Class 4MT Fairburn 2-6-4 tank 2278 LMS black - weathered (Bac) .£110.46



32-580A Class 4MT Ivatt 2-6-0 43014 in BR late crest - weathered (Bac) . . .£127.46  
R3323 Class 5MT Black 5 4-6-0 44694 in BR Black late crest (Hor) . . .£124.99  
R3409 Class 6000 King 4-6-0 6002 "King William IV" BR Green late crest (Hor) . . .£144



R3384TTS Class 6000 King 4-6-0 6006 "King George I" in BR Green late crest - TTS sound fitted (Hor) . . .£166



R3410 Class 6000 King 4-6-0 6025 "King Henry III" in BR Blue early emblem (Hor) . . .£144  
R3278 Class 6P Patriot 4-6-0 45518 "Bradshaw" in BR Green early crest - Railroad range (Hor) . . .£64.80  
31-204 Class 6P Patriot 4-6-0 5530 "Sir Frank Rea" LMS crimson (Bac) .£140.21



R3444 Class 7P Britannia 4-6-2 70034 "Thomas Hardy" in BR green early emblem (Hor) . . .£140



R3444 Class 7P Britannia 4-6-2 70034 "Thomas Hardy" in BR green early emblem (Hor) . . .£140



R3288 Class 9F 2-10-0 92220 "Evening Star" in BR Green late crest (Hor) . . .£89



R3086 Class A1 4-6-2 4472 "Flying Scotsman" in LNER apple green - Railroad Range (Hor) (list £84.99)BARGAIN £55



R3284TTS Class A1 4-6-2 4472 "Flying Scotsman" in LNER Green TTS Sound - Railroad range (Hor) . . .£92.70



32-550B^ Class A1 4-6-2 60163 "Tornado" in BR lined Brunswick green (Bac) (list £159.95) . . .BARGAIN . . .£95



R3060 Class A1 4-6-2 60163 "Tornado" in British Railways Apple Green (Railroad Range) (Hor) (list £89.99)BARGAIN . . .£79



32-560 Class A1 60117 4-6-2 in BR apple green British Railways lettering (Bac) NEW . . .£152.96



32-561 Class A1 60122 4-6-2 "Curlew" in BR express blue early emblem (Bac) NEW . . .£152.96



R3467 Class A1X "Terrier" 0-6-0ST 751 in SE&CR Green (Hor) . . .£66



R3132 Class A3 4-6-2 2599 "Book Law" in LNER apple green (Hor) (list £152.99) . . .BARGAIN . . .£99



R3250 Class A3 4-6-2 4472 "Flying Scotsman" in LNER apple green - 1984 condition - Ltd Ed of 500 (Hor) (list £135) . . .BARGAIN . . .£115



R3336 Class A3 4-6-2 4472 "Flying Scotsman" in LNER Green - NRM Special Edition (Hor) (list £169.99) . . .BARGAIN . . .£124  
R3312 Class A3 4-6-2 60062 "Minoru" in BR Green early emblem (Hor) (list £154.99) . . .BARGAIN . . .£94



R3443 Class A3 4-6-2 60103 "Flying Scotsman" in BR brunswick green late crest - as preserved (Hor) . . .£153



R3443 Class A3 4-6-2 60103 "Flying Scotsman" in BR brunswick green late crest - as preserved (Hor) . . .£153



R3395TTS Class A4 4-6-2 4468 "Mallard" in LNER Garter Blue - TTS sound fitted - Railroad Range (Hor) (list £119.99)BARGAIN£103



R3441 Class A4 4-6-2 4499 "Sir Murreough Wilson" in LNER wartime black (Hor) . . .£131



R3338 Class B1 4-6-0 61310 in BR Apple Green (Hor) (list £155.99) . . .BARGAIN . . .£87



R3447 Class B17 4-6-0 2842 "Kilvestone Hall" in LNER Lined Apple Green (Hor) NEW . . .£127  
R3448 Class B17 4-6-0 61619 "Welbeck Abbey" BR early emblem (Hor) NEW . . .£127



R3004 Class B17 4-6-0 61631 "Serlby Hall" in BR Green early emblem - weathered (Hor) (list £131.99)BARGAIN . . .£79



R3318 Class B17/6 4-6-0 61646 "Gilwell Park" in BR Green early emblem (Hor) (list £131.99)BARGAIN . . .£74  
R3235 Class D16/3 Claud Hamilton 4-4-0 E2524 in early BR Black (Hor) (list £109.99) . . .BARGAIN . . .£73



31-480 Class G3A Super D 0-8-0 9576 LMS black tender back cab (Bac) .£101.96  
31-320DC Class J11 Robinson (GCR SJ) 64325 BR black late crest - DCC Fitted (Bac) . . .£93.46



R3495 Class D49/1 4-4-0 62760 "The Cotswold" in BR early crest - Railroad Range (Hor) . . .£66  
35-075 Class E4 Brighton tank 0-6-2 579 in LB & SCR umber (Bac) (list £109.95) . . .BARGAIN . . .£80  
31-480 Class G3A Super D 0-8-0 9576 LMS black tender back cab (Bac) .£101.96  
31-320DC Class J11 Robinson (GCR SJ) 64325 BR black late crest - DCC Fitted (Bac) . . .£93.46



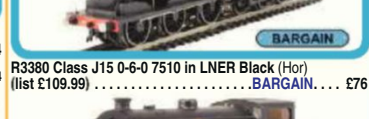
R3414 Class J15 0-6-0 5444 in LNER Black (Hor) NEW . . .£101



R3381 Class J15 0-6-0 65475 in BR black early emblem (Hor) (list £109.99) . . .BARGAIN . . .£75



R3380 Class J15 0-6-0 7510 in LNER Black (Hor) (list £109.99) . . .BARGAIN . . .£76



OOJ94-001 Class J94 Austerity 0-6-0ST 68023 in BR black early crest & tall coal bunker (DJ) . . .£82



OOJ94-001 Class J94 Austerity 0-6-0ST 68023 in BR black early crest & tall coal bunker (DJ) . . .£82



Visit

[www.hattons.co.uk/brm](http://www.hattons.co.uk/brm)18,000+ items available  
with live stock informationR3242A Class K1 2-6-0 62032 in BR Black early emblem (Hor) (list £129.99) ..... **BARGAIN** ..... £82R3243B Class K1 2-6-0 62064 in BR Black late crest (Hor) (list £129.99) ..... **BARGAIN** ..... £82  
R3461 Class L1 Thompson 2-6-4T 67702 LNER apple green BR number (Hor) ..... £122R3456 Class N15 King Arthur 4-6-0 30792 "Sir Hervis de Revel" in BR Lined Green early emblem (Hor) **NEW** ..... £1403910 Class O2/3 Tango 2-8-0 3965 in LNER black stepped tender (Hel) ..... £148  
R3424 Class Q6 Raven 0-8-0 3418 in LNER Black (Hor) ..... £118.99

R3426 Class Q6 Raven 0-8-0 63429 in BR Black late crest (Hor) ..... £118.99

R3457 Class T9 4-4-0 116 in Southern Green (Hor) ..... £118  
R3311 Class V Schools 4-4-0 30908 "Westminster" BR Green early crest (Hor) ..... £124.99  
R3194 Class V Schools 4-4-0 30937 "Epsom" in BR Black early emblem (Hor) (list £133.99) ..... **BARGAIN** ..... £9831-614 Class V3 2-6-2T 67646 in BR lined black late crest (Bac) ..... £110.46  
31-615 Class V3 2-6-2T 67690 in BR lined black early emblem (Bac) ..... £110.46  
R3279 County Class 4-6-0 1016 "County Of Hants" in BR Green early crest - Railroad range (Hor) ..... £89.50  
R1173 loco GWR Class 2721 0-6-0PT 2732 GWR green - Split from R1173 set (Hor) ..... £39

32-360A Standard Class 4MT 2-6-4T 80104 in BR lined black late crest (Bac) ..... £110.46



32-353 Standard Class 4MT 2-6-4T 80135 in BR green late crest (As Preserved) (Bac) ..... £110.46

32-508 Standard Class 5MT 73049 in BR lined green late crest & BR1 tender (Bac) (list £129.95) **BARGAIN** ..... £8232-509 Standard class 5MT 73109 in BR lined black early emblem and BR1B tender (Bac) (list £129.95) **BARGAIN** £8932-858 Standard Class 9F 2-10-0 92189 in BR black late crest & BR1F tender - weathered (Bac) **NEW** ..... £140.21

R9287 Thomas &amp; Friends - 0-6-0T No.1 Thomas the Tank Engine (Hor) ..... £36

## Train packs

R3299 'Going Home' train pack - 70th Anniversary of the end of WWII Black 5 4-6-0 5156 in LMS Black and 3 x LMS Period 3 Coaches - Ltd Ed (Hor) (list £289.99) ..... **BARGAIN** ..... £150  
30-325 Ambulance Train No.40 Train Pack GWR Class 3700 No.3711 'City of Birmingham' in WWI khaki, 3 x coaches in olive green & 6 x WWI figures (Bac) ..... £140.2030-430 Capital Commuter train pack Class 416 in Network SouthEast and low relief station building (Bac) **NEW** £178.45

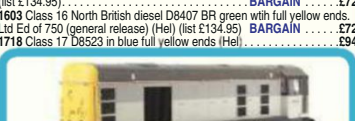
30-425 Class 251 Midland Pullman train pack in Pullman nanking blue - Collectors Edition (Bac) ..... £490



R3401 The Bristolian Train Pack - Ltd Ed (Hor) ..... £240

R3220 Tyseley Connection train pack Class 49xx 4953 "Pitchford Hall" in GWR green & 3 Mk1 coaches (Hor) (list £199.99) ..... **BARGAIN** ..... £114R3501 Virgin Trains East Coast train pack Class 91 91124 & Mk4 DVT 82219 in VTEC - Ltd Ed of 1000 (Hor) ..... £183  
R3300 Winston Churchill's Funeral Train Pack Battle of Britain class 4-6-2 34051 "Winston Churchill" in BR green late crest, 2 Pullman coaches & SR Baggage car - Ltd Ed (Hor) ..... £222.21

## Diesel locos

30-130Loco Class 30 MoD 2144 "Western Waggoner" in MoD Army Green - Split from 30-130 set (Bac) ..... £70  
R3065 Class 06 Shunter 06008 in BR blue (Railroad Range) (Hor) (list £29.99) ..... **BARGAIN** ..... £19R3342 Class 08 Shunter 08489 in BR blue (Hor) (list £119.99) ..... **BARGAIN** ..... £93  
1602 Class 16 North British diesel D8404 BR green Stratford-style yellow warning panels. Ltd Ed of 750 (general release) (Hel) (list £134.95) ..... **BARGAIN** ..... £72  
1603 Class 16 North British diesel D8407 BR green with full yellow ends. Ltd Ed of 750 (general release) (Hel) (list £134.95) ..... **BARGAIN** ..... £72  
1718 Class 17 D8523 in blue full yellow ends (Hel) ..... £9430-049Loco Class 20 20088 in BR railfreight triple grey - DCC Sound Fitted - Split from 30-049 set (Bac) **BARGAIN** ..... £154

32-045 Class 20 20118 "Saltburn-by-the-Sea" BR Railfreight Red Stripe (Bac) ..... £93.46

R3262 Class 31/4 31452 in Devon & Cornwall Railways green (Hor) (list £162.25) ..... **BARGAIN** ..... £79  
3435 Class 33/0 33049 in BR blue full yellow ends (Hel) ..... £94

3415 Class 33/0 D6516 in early BR green (Hel) ..... £94

3525 Class 35 Hymek 7011 in BR blue full yellow ends (Hel) **NEW** ..... £101  
3522 Class 35 Hymek D7012 BR two-tone green no yellow ends (Hel) **NEW** ..... £1013523 Class 35 Hymek D7054 in BR two tone green yellow warning panels (Hel) **NEW** ..... £1013524 Class 35 Hymek D7076 in BR green full yellow ends (as preserved) (Hel) **NEW** ..... £101  
32-785DS Class 37/0 37254 in BR Departmental Civil Link Duct Livery (Weathered & DCC Sound Fitted) (Bac) ..... £203.96

32-391DS Class 37/7 37796 in Railfreight coal sector (DCC Sound Fitted) (Bac) ..... £203.96



32-484 Class 40 40159 in BR Blue (Bac) ..... £118.96



32-482 Class 40 97407 'Aureol' in BR Blue (Bac) ..... £131.71

R3392TTS Class 40 40164 in BR blue - TTS sound fitted - Railroad Range (Hor) (list £89.99) ..... **BARGAIN** ..... £74

32-483 Class 40 D338 in BR Green small yellow panel (Bac) ..... £118.96

R3491 Class 42 Warship D805 "Benbow" in BR green (Hor) (list £59.99) ..... **BARGAIN** ..... £39

31-660 Class 47/4 47436 in BR Large Logo Blue (Bac) ..... £114.71



R3482 Class 4DH Sentinel DH16 in MSC (Manchester Ship Canal) (Hor) ..... £53

R3483 Class 4DH Sentinel in Crossley and Evans (Hor) **NEW** ..... £534D-003-011 Class 52 D1002 "Western Explorer" in BR green small yellow panels (Dap) ..... £109  
4D-003-007 Class 52 diesel D1012 "Western Firebrand" in BR maroon small yellow panels (Dap) ..... £1194D-003-012 Class 52 diesel loco D1026 "Western Centurion" in BR blue full yellow ends - weathered (Dap) ..... £113  
5312 Class 53 D1200 "Falcon" in BR blue - Ltd Ed (Hel) **NEW** ..... £125

R3487 Class 66 66079 "James Nightfall GC" in EWS (Hor) ..... £79

32-981 Class 66 66416 in Freightliner Powerhaul (Bac) ..... £127.46  
32-982 Class 66 66434 in DRS blue Compass Logos (Bac) ..... £127.46R3388TTS Class 67 67004 "Cairn Gorm" in Caledonian Sleeper - TTS sound fitted (Hor) (list £169.99) **BARGAIN** £144  
R3481 Class 67 67025 "Western Star" EWS (Hor) (list £144.99) **BARGAIN** £110

4000 Hawker Siddeley Brush HS4000 "Kestrel" prototype diesel electric loco (Hel) ..... £150

## Electric locos

R3374 Class 71 71012 in BR Blue (Hor) ..... £127.50  
R3373 Class 71 E5001 in BR Green (Hor) ..... £127.50R3376 Class 71 E5022 in BR Green no yellow ends (Hor) ..... £127.50  
9001 Metropolitan Bo-Bi electric 9 "John Milton" in Metropolitan (Hel) ..... £107

## HSTs



R3403 Intercity 125 Anniversary Train Pack Class 43 HST W43002 &amp; W43003 in BR blue &amp; grey - Ltd Ed (Hor) ..... £192



R3390TTS Pair of Class 43 HST Power Cars in Virgin Trains East Coast - TTS sound fitted (Hor) ..... £223





**Prices valid until 14/12/16**

Orders received after this date for products that have increased in price will be given a refund

### DMUs

32-285 Class 101 2 Car DMU in BR green speed whiskers 'Newcastle/Middlesbrough' (Bac) ..... £135.96



31-535 Class 105 Cravens 2 Car DMU in BR blue full yellow ends (Power Twin Unit) (Bac) (list £119.95) **BARGAIN** ..... £78  
32-905 Class 108 2-car DMU in BR blue & grey full yellow ends (Bac) (list £139.95) ..... **BARGAIN** ..... £72.50



32-912 Class 108 3 Car DMU in BR blue full yellow ends (Bac) ..... £86  
8923 Class 128 DPU 55991 Royal Mail Letters red (Hel) (list £119.95) ..... **BARGAIN** ..... £59  
8993 Class 128 DPU in BR blue full yellow ends and Midland style fronts M55990 (Hel) (list £119.95) ..... **BARGAIN** ..... £52



8991 Class 128 DPU in BR green small yellow panels & Midland style fronts M55989 (Hel) (list £119.95) **BARGAIN** £69  
8990 Class 128 DPU in BR green speed whiskers and Midland style fronts M55987 (Hel) (list £119.95) ..... **BARGAIN** ..... £69



8922 Class 128 DPU W55992 in BR blue yellow ends & no branding 'Scooby Doo' - weathered (Hel) (list £129.95) ..... **BARGAIN** ..... £59  
32-937 Class 150/2 2-car DMU 150202 in Centro blue stripe (Bac) ..... £140.21  
R3477 Class 153 153321 in Regional Railways (Hor) ..... £88



R3351 Class 153 153358 in Northern Rail (Hor) (list £89.99) ..... **BARGAIN** ..... £56

### EMUs



R3340 Class 2-HAL 2 Car EMU 2603 in BR green full yellow ends (Hor) (list £130.25) ..... **BARGAIN** ..... £62



R3341 Class 2-HAL 2 Car EMU 2677 in BR blue (Hor) (list £130.25) ..... **BARGAIN** ..... £62



R3341A Class 2-HAL 2623 2 car EMU in BR blue (Hor) (list £134.99) ..... **BARGAIN** ..... £62  
R3215 Class 373 Eurostar 4 car EMU in new (post-2014) Eurostar (Hor) (list £169.99) ..... **BARGAIN** ..... £94



31-380 Class 416 2-EPB EMU 6262 in BR blue & grey Network Southeast branding (Bac) **NEW** ..... £186.96  
31-379 Class 416 2EPB 2 Car EMU 5771 BR green no yellow panel (Bac) £186.96



31-266 Class 419 Motor Luggage Van (MLV) in BR Southern Region green yellow panel (Bac) (list £104.95) **BARGAIN** £64

### DEMUS

31-236X Class 205 2-H 'Thumper' 1121 in BR green small yellow panel - Exclusive to Kenwood MRC (Bac) ..... £204

### Track Maintenance vehicles



B800 Non-motorised OO Track Cleaner motorised cleaning heads & vacuum in blue (Dap) ..... £56  
31-577 Windhoff MPV Multi-Purpose master and slave units in 'Railtrack' (Bac) (list £148.95) ..... **BARGAIN** ..... £79

### Train sets - analogue



R1151 Caledonian Belle trainset 0-4-0 steam loco in blue 4 wheel coach & open wagon (Hor) (list £49.99) **BARGAIN** ..... £35  
R1188 Country Flyer Train Set (Hor) **NEW** ..... £27  
R1180 GWR Postal Express train set - operating travelling post office (Hor) **NEW** ..... £70



R1155 Pendolino trainset 390004 in Virgin Trains 'Alstom Pendolino' branding (Hor) ..... £150



R1185 Santa's Express Christmas Train Set (Hor) ..... £44



30-285 The Midlander Express train set (Bac) **NEW** £178.45



30-165 The Thanet Flyer train set (Bac) ..... £152.95

R9283 Thomas the Tank Engine Train Set (Hor) ..... £54

### Train sets - DCC



R1173 e-Link DCC Western Master train set GWR Class 2721 steam loco & 3 wagons (Hor) ..... £124



R1172 e-Link Majestic train set A1 Pacific Peppercorn Class in Experimental blue & BR Class 47 (Hor) (list £299.99) **BARGAIN** £230



R1126 Mixed Freight DCC digital train set Class 08 0-6-0 BR diesel electric loco, steam loco & 4 wagons (Hor) £165



R1125 Somerset Belle train set Class 3F 0-6-0 S&DJR 0-6-0 steam loco & 3 wagons - DCC control (Hor) (list £179.99) ..... **BARGAIN** ..... £115



30-049 The Permanent Way train set Digital Sound (Bac) £233.70



R1184 Western Express digital train set eLink TTS sound Hall steam loco (Hor) (list £299.99) ..... **BARGAIN** ..... £199

### Coaches

76BMC004 BMC Booking Office Harris Coaches (Oxt) **NEW** ..... £12  
39-777A ex-LMS 50' Inspection saloon M45030M BR Blue & Grey (Bac) £50.96



39-779 ex-LMS 50' inspection saloon M45035M in BR maroon (Bac) ..... £50.96

R4518B Gresley non-vestibuled suburban brake third 3738 LNER teak (Hor) £40



R4517B Gresley non-vestibuled suburban composite in LNER teak (Hor) **NEW** ..... £40



R4516B Gresley non-vestibuled suburban third class 21022 in LNER teak (Hor) **NEW** ..... £40  
R4698 K-Type Pullman First Class Kitchen Car 'Joan' (Hor) ..... £44  
R4697 K-Type Pullman First Class Parlour Car 'Ursula' (Hor) ..... £44  
R4695 K-Type Pullman Third Class Parlour Brake Car 'Car No.80' (Hor) ..... £44



R4534D Maunsell push-pull coach pack Set 619 in BR green (Hor) **NEW** ..... £70  
R4698 Mk1 BG full brake E80534 BR crimson & cream (Hor) (list £29.99) ..... **BARGAIN** ..... £22  
R4699 Mk1 BG full brake S80926 in BR green (Hor) (list £29.99) **BARGAIN** ..... £22  
R4710 Mk1 BSK brake second corridor W34290 in BR chocolate & cream (Hor) (list £29.99) ..... **BARGAIN** ..... £22



R4701 Mk1 TSO second open M3947 in BR maroon (Hor) (list £29.99) ..... **BARGAIN** ..... £22



R4700 Mk1 TSO second open M4487 in BR maroon (Hor) (list £29.99) ..... **BARGAIN** ..... £22



R4611A Mk2E FO first open W3245 in BR blue & grey - lights (Hor) (list £29.99) ..... **BARGAIN** ..... £19



R4597 MK3 SLEP Sleeper 10601 in First Great Western Night Riviera (Hor) (list £28.49) ..... **BARGAIN** ..... £17



R4663 Pullman First Class Kitchen Car - K-Type Pullman Car (Hor) (list £49.99) ..... **BARGAIN** ..... £33  
R4664 Pullman First Class Parlour Car - K-Type Pullman Car (Hor) (list £49.99) ..... **BARGAIN** ..... £33  
R4662 Pullman Third Class Brake Parlour Car - K-Type Pullman Car (Hor) (list £49.99) ..... **BARGAIN** ..... £33  
R4661 Pullman Third Class Parlour Car - K-Type Pullman Car (Hor) (list £49.99) ..... **BARGAIN** ..... £33

### Wagons

4F-021-007 12 ton box van in Southern Railway (Dap) **NEW** ..... £9.50  
4F-021-008 12 ton box van in Southern Railway - weathered (Dap) **NEW** £10.50  
4F-033-102 24T Hopper Richard Thomas (Dap) **NEW** ..... £10  
4F-033-103 24T Hopper Richard Thomas - weathered (Dap) **NEW** ..... £11  
35-087 5 plank china clay in BR bauxite - heavily weathered (Bac) **NEW** ..... £10.01



33-086 5 plank china clay tent hood in BR bauxite (Bac) **NEW** ..... £11.48  
4F-071-184 7 Plank open wagon 'Cardigan Merchandise' (Dap) **NEW** ..... £9.50  
4F-071-185 7 Plank open wagon 'Cardigan Merchandise' - weathered (Dap) **NEW** ..... £10.50  
4F-080-112 8 Plank open wagon 'SPC' (Dap) **NEW** ..... £10  
4F-080-113 8 Plank open wagon 'SPC' - weathered (Dap) **NEW** ..... £11



38-425 Megapack of 8 Bulk grain bogie hopper in VTG 'Traffic Services' - weathered (Bac) (list £479.60) ..... **BARGAIN** ..... £370  
38-425 Single (Bac) ..... £51.39  
38-425 Pack of 4 (Bac) (list £239.80) ..... **BARGAIN** ..... £192



R6724 Drax 1021 biomass hopper in Drax 'powering tomorrow' - Produced for Drax power station - Limited to 1000 - Available only from Hatton's (Hor) ..... £83  
R6723 Drax 1021 biomass hopper in Drax 'Swoosh' - Produced for Drax power station - Limited to 1000 - Available only from Hatton's (Hor) ..... £83  
R6479 Pack of 3 16 ton mineral wagons in BR bauxite - Railroad Range (Hor) (list £17.99) ..... **BARGAIN** ..... £15  
R6712A Pack of 3 five-plank open wagons BR bauxite (Hor) (list £24.99) ..... **BARGAIN** ..... £15  
33-090 Triple Pack 5 Plank China Clay Wagon Flat Hood GWR Brown (Bac) ..... £31.41

### Analogue controllers

R8012 HM2000 High output power & speed controller, mains supply. (Hor) ..... £87

### DCC decoders

36-554 21-pin 3-function 2-sided 1A decoder back EMF for slow running (Bac) £12



36-557 Pack of 5 21-pin E-Z Command 4-function 1A decoder back EMF (Bac) (list £92.50) ..... **BARGAIN** ..... £70  
36-557 Single (Bac) ..... £14.50  
BPDC227 8 & 21-pin 4-function 1A (1.8A peak) small OMNI decoder (measures 231 x 27w x 10d mm) x 5 (Gau) ..... £71



R8249 Box of 6 8-pin 4-function 2-sided 0.5A (1A peak) decoder (Hor) ..... £76  
R8249 Single (Hor) ..... £14  
BPDC229 OMNI 8 Pin Direct Plug Decoder (5 Pack) (Gau) ..... £88

### DCC accessory decoders

R8247 DCC accessory decoder (for points and motors) (Hor) ..... £32

### DCC controllers



R8214 DCC Elite unit digital controller (Hor) ..... £205  
R8219 DCC Select unit (boxed) (Hor) ..... £90



36-504 EZ Command Dynamis Ultima DCC system (Bac) ..... £250.71

### DCC accessories



R8238 DCC reverse loop control module (Hor) (list £39.99) ..... **BARGAIN** ..... £12



R8239 Power and Signal Booster - can be used any DCC controlled system (Hor) (list £99.99) ..... **BARGAIN** ..... £25  
R8201 Track Link Wire Pack - For DCC and Live Steam systems (Hor) (list £5.99) ..... **BARGAIN** ..... £3.50







Visit

[www.hattons.co.uk/new](http://www.hattons.co.uk/new)

for new releases

Track - Code 55 Finescale



371-330 Class 150/1 150128 in First Great Western (Gra) £131.71

**EMUs**  
371-702 Class 350/1 Desiro 4 Car EMU 350 101 in London Midland (Gra) (list £169.95) **BARGAIN** £99  
371-701 Class 350/2 Desiro 4-car EMU 350 238 in London Midland (Gra) (list £169.95) **BARGAIN** £99

**Train sets - analogue**

**Coaches**



374-710A BR Mk2A TSO Tourist Second Open in blue & grey (Gra). £23.46  
2P-012-651 Maunsell brake third 54481S BR crimson and cream (Dap) **NEW** £23.78  
2P-012-652 Maunsell brake third 54482S BR crimson and cream (Dap) **NEW** £23.78  
2P-012-751 Maunsell composite S5141S BR crimson and cream (Dap) **NEW** £23.78  
2P-012-752 Maunsell composite S5142S BR crimson and cream (Dap) **NEW** £23.78



2P-012-600 Maunsell first class S7669S in BR crimson and cream (Dap) **NEW** £23.78  
2P-012-601 Maunsell first class S7670S BR crimson and cream (Dap) **NEW** £23.78  
2P-012-700 Maunsell third class S2352S BR crimson and cream (Dap) **NEW** £23.78  
2P-012-701 Maunsell third class S2353S BR crimson and cream (Dap) **NEW** £23.78

**Wagons**

2F-013-043 4-wheel gunpowder van "Ferrocete" (Dap) **NEW** £10  
2F-013-044 4-wheel gunpowder van "Ferrocete" - weathered (Dap) **NEW** £10.50



2F-036-031 Bulk Grain Hopper Bass Charrington 37 (Dap) **NEW** £13  
2F-036-032 Bulk Grain Hopper Bass Charrington 37 Weathered (Dap) **NEW** £14  
377-701A JJA Mark 2 auto ballast non generator unit flat profile in Railtrack - weathered (Gra) **NEW** £39.06  
377-490 Triple pack of china clay wagons no hoods in GWR grey without hoods (Gra) **NEW** £39.91

**Accessories**

**Spares**

2A-000-011 Magnetic couplings - short arm - 5 pairs (Dap) £18  
SL-310 Rail Joiners/Fishplates for N & OO9 gauge (24 per pack) (Pec) £2

**Buildings - railways**


PN137 Brick-built country station and waiting shelter kit (Met) **NEW** £11

**Buildings - general**

PN179 Low relief brick built department store and shops (Met) **NEW** £11

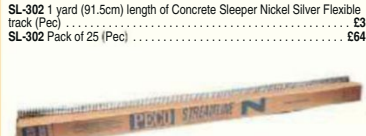
**Track - Code 80 Setrack**

ST-11 Double straight track (Pec) £1.50

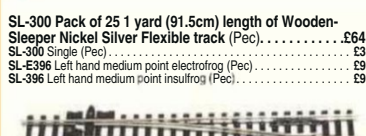


SL-302 1 yard (91.5cm) length of Concrete Sleeper Nickel Silver Flexible track (Pec) £3  
SL-302 Pack of 25 (Pec) £64

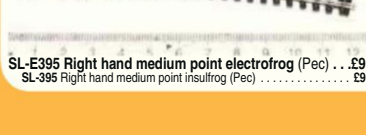
**Track - Code 80 Streamline**



SL-300 Pack of 25 1 yard (91.5cm) length of Wooden-Sleeper Nickel Silver Flexible track (Pec). £64  
SL-300 Single (Pec) £3  
SL-E396 Left hand medium point electrofrog (Pec) £9  
SL-396 Left hand medium point insulfrog (Pec) £9




SL-E395 Right hand medium point electrofrog (Pec) £9  
SL-395 Right hand medium point insulfrog (Pec) £9



SL-300F Pack of 30 1 yard (91.5cm) length of Finescale Nickel Silver flexible Wooden Sleeper track (Pec) £84

SL-300F Single (Pec) £3  
SL-E399F 3-way finescale turnout (Pec) £26  
SL-E386F Finescale curved double radius right hand point electrofrog (Pec) £11  
SL-E390F Finescale double slip electrofrog (Pec) £35



SL-E392F Finescale left hand small point electrofrog (Pec) £9  
SL-E388F Finescale right hand large point electrofrog (Pec) £11  
SL-E395F Finescale right hand medium point electrofrog (Pec) £10



SL-E383F Finescale scissors crossover electrofrog (Pec) £58



NIR2003 Irizar PB Ulsterbus (Oxf) **NEW** £8.95

**Commercial vehicles**

NMB001 Mercedes Actros Curtainside Eddie Stobart (Oxf) **NEW** £12  
NVOL4001 Volvo FH4 Curtainside Eddie Stobart (Oxf) **NEW** £10.80

**O Gauge (1:43 Scale)**

**Steam locos**



7S-010-010 Class A1X Terrier 0-6-0T W9 'Fishbourne' in Southern Railway green (Dap). £191.25



7S-010-011D Class A1X Terrier 0-6-0T 32636 in BR black late crest (Dap) £191.25  
7S-010-011D Class A1X Terrier 0-6-0T 32636 in BR black late crest - DCC Sound Fitted (Dap) £340



7S-010-008 Class A1X Terrier 0-6-0 5 'Portishead' in GWR Green (Dap) £191.25



7S-010-011 Class A1X Terrier 0-6-0T 32636 in BR black late crest (Dap) £191.25  
7S-010-009D Class A1X Terrier 0-6-0T 643 'Gipsyhill' in LB&SCR marsh umber brown (Dap) £191.25  
7S-010-009D Class A1X Terrier 0-6-0T 643 'Gipsyhill' in LB&SCR marsh umber brown - DCC Sound fitted (Dap) £340

**Diesel locos**



2553 Class 25/1 in BR blue (unnumbered) (Hel) £470



2551 Class 25/1 in BR green small yellow warning panels (unnumbered) (Hel). £470

5352 Class 53 1200 'Falcon' in BR blue full yellow ends (Hel) £550



6002 Class 60 diesel in EWS (Supplied un-numbered separate waterslide numbers, sector emblems and, a selection of nameplates.) (Hel) £499



6000 Class 60 diesel in Railfreight triple grey (Supplied un-numbered separate waterslide numbers, sector emblems and, a selection of nameplates.) (Hel) £499

**Coaches**



4910 BR Mk1 SO 2nd open in carmine & cream (Hel) (list £325) **BARGAIN** £250


**Wagons**

7F-071-018W 7 Plank open wagon 'James Edge' - weathered (Dap) **NEW** £37.75  
7F-071-018 7 Plank Wagon James Edge (Dap) **NEW** £34

**Track - Code 124 Bullhead Streamline**



SL-700BH Box of 12 1 Yard O Gauge Flexible Nickel Silver Track (Bullhead Nickel Silver Rail) (Pec) £73  
SL-700BH Single (Pec) £6.50  
SL-E790BH Double slip (8 degree angle), Electrofrog (Pec) £83



SL-E792BH Left hand point bullhead rail and electrofrog (Pec) £39

**Cars**

43AMDB9002 Aston Martin DB9 Coupe Onyx Black (Oxf) **NEW** £20  
43AMV002 Aston Martin Vanquish Coupe Salene Bronze (Oxf) **NEW** £20  
VA02538 Corgi 60th - Austin Mini Cooper Mk1, Surf Blue (Cor) **NEW** £13  
VA10710 MGB, 1966 Marathon de la Route, Outright Winner (Cor) **NEW** £23

**Any or Multiple Scales**

**Analogue controllers**



COMBI Combi 12v 1Amp Single Track Controller Transformer (Gau) £30



D Double/Twin track power controller (Gau) £69



Q Quadruple 4 circuit power controller (Gau) £130

**Analogue point control**

CDU Capacitor Discharge Unit (Gau). £11  
PL-15 Twin Microswitch (Pec) £7

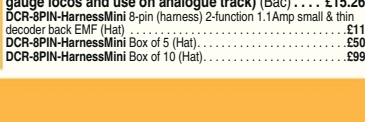
**DCC decoders**



DCR-21PIN-Direct Box of 10 21-pin 4-function 1.1Amp direct plug decoder back EMF (Hat) £110  
DCR-21PIN-Direct Single (Hat) £12  
DCR-21PIN-Direct Box of 5 (Hat) £57



36-558A 6-pin 2-function decoder (suitable for OO & N gauge locos and use on analogue track) (Bac) £15.26  
DCR-8PIN-HarnessMini 8-pin (harness) 2-function 1.1Amp small & thin decoder back EMF (Hat) £11  
DCR-8PIN-HarnessMini Box of 5 (Hat) £50  
DCR-8PIN-HarnessMini Box of 10 (Hat) £99



DCR-8PIN-Harness Box of 10 8-pin (harness) 4-function 1.1Amp decoder back EMF (Hat) £94  
DCR-8PIN-Harness Single (Hat) £10  
DCR-8PIN-Harness Box of 5 (Hat) £48  
36-553 8-pin 3-function 0.75A decoder back EMF (Dap) £15.50  
DCR-8PIN-Direct 8-pin compact direct 4-function 1.1Amp decoder back EMF (Hat) £13  
DCR-8PIN-Direct Box of 5 (Hat) £59  
DCR-8PIN-Direct Box of 10 (Hat) £105

**DCC accessory decoders**

DCD-ADS2FX COBALT Solenoid Accessory Decoder (2 Output) (DCC) £17



DCD-ADS8FX COBALT Solenoid Accessory Decoder (8 Output) (DCC) £56

**DCC controllers**

PK55040 'SmartControl Digital Starter Set (Pik) (list £339.95) **BARGAIN** £228



524-042 NCE Power Cab 2 Amp DCC controller (NCE) £136



DCC02 Prodigy 'Advance 2' starter DCC controller package (Gau) £220  
DCC01 Prodigy Express Package. Can be extended the DCC13 Walkaround or DCC51 Wireless (Gau) £124

**DCC accessories**

GM500D Universal Relay Switch for DCC use (Gau) **NEW** £5.75

**Point motors**

DCP-CB1DIP Cobalt ip slow-action digital point motor \* 1 (DCC) £17  
DCP-CB6DIP Cobalt ip slow-action digital point motor - pack of 6 (DCC) £94  
BPM120 Pack of five Surface mounted seep point motors (Gau) **NEW** £36  
PL-10 Point Motor (Switch Machine) (Pec) £5  
PL-10 Bag of 6 (Pec) £34



PL-10E Bag of 6 Point Motor Extended Pin (use PL-9) (Pec) £34  
PL-10E Single (Pec) £6



PM-1 Seep point motor accessory switch (Gau) £4



PL-13 Side/surface mounted point motor (Pec) £7.50  
HAT-PM-01 Solenoid point motor including pin extension and 2-way arm for use points and signals. Exclusive to Hatton's (Hat) £6.50  
HAT-PM-01 Pack of 6 (Hat) £35

**Switches & Levers**

PL-13 Accessory Switch for fitting to turnout motor PL10 (Pec) £3



DCP-CBS12 Cobalt S - Lever all accessories - unpainted x 12 (DCC) £165

**Track underlay**

GM130 Cork sheet - 1/16 thickness 3' x 2' (600 x 900mm) approx (Gau). £5.50

**Railway publications**

RailwayModellerAnnual2017 Railway Modeller Annual 2017 (124 pages) (Pec) **NEW** £6.99

**Paint accessories**

44510 Precision masking tape - 10mm x 18 metres - pack of two rolls (Exp) **NEW** £2.75  
44511 Precision masking tape - 1mm x 18 metres - pack of two rolls (Exp) **NEW** £1.25  
44502 Precision masking tape - 2mm x 18 metres - pack of two rolls (Exp) **NEW** £1.50  
44506 Precision masking tape - 6mm x 18 metres - pack of two rolls (Exp) **NEW** £2

**Glues**

AD-77 Plastic Magic bonding agent - 40ml - applicators (Del) **NEW** £5.50

**Tools**

TC-200-PS Flexi-track and metal cutting tool UK power supply and adjustable angle support (Pro) **NEW** £75

XU2175B Flexible track cutters (XURON) (Gau) £15  
DCM-RRA6 Rolling Road - Active (Powered) Set - 6 Way - For OO, N, HO, TT Gauge - See Description (ex DCP101) (DCC) £61



# GAUGEMASTER.com

## The Online Home of The Engine Shed

### DCC CONTROL

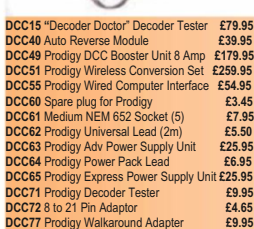
#### DIGITAL CONTROL SYSTEMS



DCC01 Prodigy Express System £149.95



DCC02 Prodigy Advance2 System £279.95  
DCC03 Prodigy Advance2 Wireless System £479.95



DCC15 "Decoder Doctor" Decoder Tester £79.95  
DCC40 Auto Reverse Module £39.95  
DCC49 Prodigy DCC Booster Unit 8 Amp £179.95  
DCC51 Prodigy Wireless Conversion Set £259.95  
DCC55 Prodigy Wired Computer Interface £54.95  
DCC60 Spare plug for Prodigy £3.45  
DCC61 Medium NEM 652 Socket (5) £7.95  
DCC62 Prodigy Universal Lead (2m) £5.50  
DCC63 Prodigy Adv Power Supply Unit £25.95  
DCC64 Prodigy Power Pack Lead £6.95  
DCC65 Prodigy Express Power Supply Unit £25.95  
DCC71 Prodigy Decoder Tester £9.95  
DCC72 8 to 21 Pin Adaptor £4.65  
DCC77 Prodigy Walkaround Adapter £9.95

### ANALOGUE CONTROL

#### MAINS POWERED CONTROLLERS



GMC-COMBI Single Track Controller £39.95  
GMC-100M Single Track £84.95  
GMC-100MO Single Track O Scale £84.95  
GMC-10LGB Single Track G Scale £99.95  
GMC-10LGBSF Single Track G Scale Fan £169.95  
GMC-P Single Track Simulation £99.95  
GMC-PO Single Track Simulation O Scale £104.95



GMC-D Twin Track £99.95  
GMC-DO Twin Track O Scale £169.95  
GMC-DS Twin Track Simulation £169.95  
GMC-TS Three Track Simulation £174.95



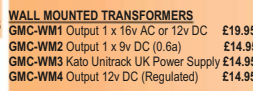
GMC-Q Four Track £179.95



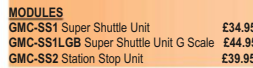
GMC-100 Single Track £34.95  
GMC-100 O Single Track O Scale £44.95  
GMC-100LGB Single Track G Scale £54.95  
GMC-U Single Track Simulation £44.95  
GMC-UF Single Track Feedback £39.95  
GMC-UO Single Track Simulation O Scale £59.95  
GMC-UD Twin Track £54.95  
GMC-UDF Twin Track Feedback £59.95  
GMC-UDS Twin Track Simulation £69.95  
GMC-UTS Three Track Controller Sim. £79.95  
GMC-UQ Four Track £84.95



GMC-W Single Track £39.95  
GMC-HH Single Track Feedback £39.95  
GMC-WS Single Track Simulation £59.95



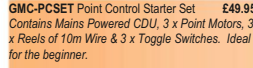
MAINS POWERED TRANSFORMERS  
GMC-M1 Output 2 x 16v AC £49.95  
GMC-M1DC Output 2 x 12v DC £54.95  
GMC-M2 Output 1 x 18v AC (2.5a) £54.95  
GMC-M3 Output 1 x 24v AC (1.25a) £54.95  
GMC-M4 Output 2 x 12v AC (1.25a) £54.95



WALL MOUNTED TRANSFORMERS  
GMC-WM1 Output 1 x 16v AC or 12v DC £19.95  
GMC-WM2 Output 1 x 9v DC (0.6a) £14.95  
GMC-WM3 Kato Unitrack UK Power Supply £14.95  
GMC-WM4 Output 12v DC (Regulated) £14.95



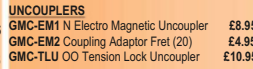
OPEN TRANSFORMERS  
GMC-T1 Output 2 x 16v AC (1a) £24.95  
GMC-T2 Output 1 x 18v AC (2.5a) £24.95  
GMC-T3 Output 1 x 24v AC (1.25a) £24.95  
GMC-T4 Output 2 x 12v AC (1a) £24.95



MODULES  
GMC-SS1 Super Shuttle Unit £34.95  
GMC-SS1LGB Super Shuttle Unit G Scale £44.95  
GMC-SS2 Station Stop Unit £39.95




POINT CONTROL STARTER SET  
GMC-PCSET Point Control Starter Set £49.95  
Contains Mains Powered CDU, 3 x Point Motors, 3 x Reels of 10m Wire & 3 x Toggle Switches. Ideal for the beginner.



MAINS POWERED POINT CONTROL SYSTEM  
GMC-PCU1 Point Control Unit £114.95  
GMC-PCU2 Slave Unit for PCU1 £52.95



CAPACITOR DISCHARGE UNITS  
GMC-CDU Capacitor Discharge Unit £13.95  
GMC-MCDU Mains Powered CDU £24.95



POINT MOTORS  
GMC-PM1 SEEP Motor with Built-In Switch £5.50  
GMC-PM2 SEEP Motor No Switch £4.95  
GMC-PM4 SEEP Motor Latching Mechanism £6.25



GMC-PM10 Solenoid Point Motor £6.95  
GMC-BPPM10 Solenoid Point Motor (5) £29.95  
Designed with easy installation in mind, this motor features a built-in reversible mounting plate (with adjustment slots and holes), robust, plated metalwork and fibreglass PCBs for longer life. The magnetic coils are high efficiency for reliable operation. Also has easy to use "solder-free" screw terminals. Includes mounting screws and a throw-bar extension.



GMC-PM10D Digital Solenoid Point Motor £18.95  
All the features of the PM10 but with an inbuilt DCC decoder to make wiring even easier.



POINT MOTOR ACCESSORIES  
GMC-PM50 Connection Boxes (3) £3.95  
When you run out of wire when connecting points, simply screw the end of the wire into one end of the connection box and begin the new run of wire at the other. Fixing screws included too.



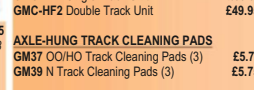
GMC-PM51 Tripled Point Motor Wire 10m £6.95




GMC-PM52 Point Motor Accessory Pack £2.95  
The set also includes five ballast stickers which come with a pre-cut slot, which allow you to drill the hole in your baseboard created when you drill a hole in your baseboard for your point motor tiebar.



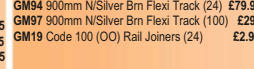
GMC-PM53 Harnesses for PM10D (2) £3.95  
GMC-PM60 Solenoid Point Motor Decoder £12.95



TRACK  
GMC-HF1 Single Track Unit £39.95  
GMC-HF2 Double Track Unit £49.95



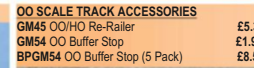
ELECTRONIC HIGH FREQUENCY TRACK CLEANERS FOR DC [ANALOGUE] USE ONLY  
GMC-HF1 Single Track Unit £39.95  
GMC-HF2 Double Track Unit £49.95



AXLE-HUNG TRACK CLEANING PADS  
GM37 OO/HO Track Cleaning Pads (3) £5.75  
GM39 N Track Cleaning Pads (3) £5.75



TRACK TESTER  
GM52 Multi Scale Track Tester £4.95



OO SCALE TRACK ACCESSORIES  
GM45 OO/HO Re-Railer £5.35  
GM54 OO Buffer Stop £1.95  
BPGM54 OO Buffer Stop (5 Pack) £8.50



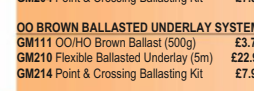
GM55 OO Lit Buffer Stop £7.25  
GM56 OO Buffer Stop Lights (Pack of 2) £9.95  
GM13 Pair of Leads (Joiners/Bare Wire) £4.95  
GM66 Hornby Type Track Pins 10mm £2.65  
GM67 Extra Long Track Pins 15mm £2.65



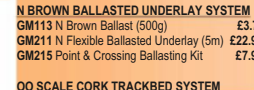
N SCALE FLEXIBLE TRACK  
GM96 900mm N/Silver Bk Flexi Track (24) £54.95  
GM18 Code 80 (N) Rail Joiners (24) £2.95  
N SCALE TRACK ACCESSORIES  
GM46 N Re-Railer £2.95  
GM53 N Scale Buffer Stop £4.75  
BPGM53 N Scale Buffer Stop (Pack of 5) £21.50  
GM57 N Lit Buffer Stop on Track £9.25  
GM58 N Track Stop Lights (Pack of 2) £9.95  
GM17 Pair of Leads (N Joiner/Bare Wire) £4.95



OO GREY BALLASTED UNDERLAY SYSTEM  
GM114 OO/HO Granite Ballast (500g) £3.75  
GM117 OO/HO Granite Ballast (200g) £2.55  
GM200 Flexible Ballasted Underlay (5m) £22.95  
GM204 Point & Crossing Ballasting Kit £7.95




OO BROWN BALLASTED UNDERLAY SYSTEM  
GM111 OO/HO Brown Ballast (500g) £3.75  
GM210 Flexible Ballasted Underlay (5m) £22.95  
GM214 Point & Crossing Ballasting Kit £7.95



N GREY BALLASTED UNDERLAY SYSTEM  
GM115 N Granite Ballast (500g) £3.75  
GM118 N Granite Ballast (200g) £2.55  
GM201 N Flexible Ballasted Underlay (5m) £22.95  
GM205 N Point & Crossing Ballasting Kit £7.95



N BROWN BALLASTED UNDERLAY SYSTEM  
GM113 N Brown Ballast (500g) £3.75  
GM211 N Flexible Ballasted Underlay (5m) £22.95  
GM215 Point & Crossing Ballasting Kit £7.95



OO SCALE CORK TRACKBED SYSTEM  
GM231 2mm Cork Trackbed 2.8 x 50cm (6) £8.95  
GM252 3mm Cork Plates 15 x 50cm (2) £4.50  
GM240 For RH Sectional Points (2) £4.25  
GM241 For LH Sectional Points (2) £4.25  
GM242 For RH Sectional Curved Points (2) £4.25  
GM243 For LH Sectional Curved Points (2) £4.25  
GM247 For Y Sectional Points (2) £4.25



N SCALE CORK TRACKBED SYSTEM  
GM231 2mm Cork Trackbed 2.8 x 50cm (6) £8.95  
GM232 2mm Cork Plates 15 x 50cm (2) £4.50  
GM225 For RH Sectional Points (2) £3.95  
GM226 For LH Sectional Points (2) £3.95



SCENICS  
GM194 Scenic Starter Pack £24.95



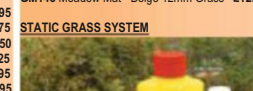
STARTER PACK  
GM100 Mod Roc (2.75m) £4.65  
GM119 Fine Plaster of Paris (1kg) £4.25  
GM130 1/16 Cork Sheet 3' x 2' (60 x 90cm) £6.75  
GM131 1/8 Cork Sheet 3' x 2' (60 x 90cm) £10.75  
GM167 Balsa Bundle 50 x 76 x 229mm £2.25  
GM168 Balsa Bundle 75 x 150 x 450mm £9.95



GRASS & GRAVEL MATS  
GM20 Spring Grass Mat 100cm x 75cm £7.95  
GM21 Summer Grass Mat 100cm x 75cm £7.95  
GM22 Autumn Grass Mat 100cm x 75cm £7.95  
GM23 Gravel Mat 100cm x 75cm £5.95  
GM38 Spring Grass Mat 240cm x 120cm £29.95



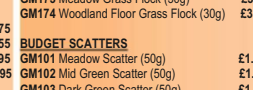
MEADOW MATS  
GM140 Meadow Mat - Spring 6mm Grass £9.25  
GM141 Meadow Mat - Meadow 6mm Grass £9.25  
GM142 Meadow Mat - Spring 12mm Grass £12.25  
GM143 Meadow Mat-Meadow 12mm Grass £12.25  
GM147 Meadow Mat - Beige 6mm Grass £9.25  
GM148 Meadow Mat - Beige 12mm Grass £12.25



STATIC GRASS SYSTEM  
GM196 Static Grass Starter Set £9.95  
GM193 Puffer Bottle £4.95  
GM169 Static Grass Glue (250ml) £6.95  
GM170 Spring Grass Flock (30g) £3.35  
GM171 Summer Grass Flock (30g) £3.35  
GM172 Moorland Grass Flock (30g) £3.35  
GM173 Moorland Grass Flock (30g) £3.35  
GM174 Woodland Floor Grass Flock (30g) £3.35



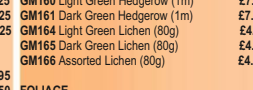
BUDGET SCATTERS  
GM101 Meadow Scatter (50g) £1.95  
GM102 Mid Green Scatter (50g) £1.95  
GM103 Dark Green Scatter (50g) £1.95  
GM105 Spring Green Scatter (50g) £1.95  
GM108 Earth Brown Scatter (50g) £1.95  
GM109 Red Scatter (50g) £1.95  
GM110 Red/Brown Scatter (50g) £1.95  
GM112 Imitation Coal (50g) £2.45  
GM116 Grey Tarmac Scatter (50g) £1.95



GM196 Static Grass Starter Set £9.95  
GM193 Puffer Bottle £4.95  
GM169 Static Grass Glue (250ml) £6.95  
GM170 Spring Grass Flock (30g) £3.35  
GM171 Summer Grass Flock (30g) £3.35  
GM172 Moorland Grass Flock (30g) £3.35  
GM173 Moorland Grass Flock (30g) £3.35  
GM174 Woodland Floor Grass Flock (30g) £3.35



LICHENS & HEDGES  
GM160 Light Green Hedgerow (1m) £7.50  
GM161 Dark Green Hedgerow (1m) £7.50  
GM164 Light Green Lichen (80g) £4.95  
GM165 Dark Green Lichen (80g) £4.95  
GM166 Assorted Lichen (80g) £4.95



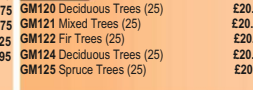
FOLIAGE  
GM150 Fine Light Green Foliage (30g) £3.45  
GM151 Fine Dark Green Foliage (30g) £3.45  
GM152 Fine Mid Green Foliage (30g) £3.45  
GM153 Fine Light Brown Foliage (30g) £3.45  
GM154 Fine Brown Foliage (30g) £3.45



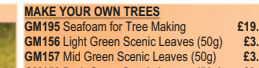
STANDARD TREES  
GM180 Plum Trees (3) £7.25  
GM181 Plum Trees in Blossom (3) £7.25  
GM182 Fruit Trees (3) £7.25  
GM183 Apple Trees (3) £7.25  
GM184 Birch Trees (3) £7.25  
GM185 Weeping Willow Trees (3) £7.25  
GM186 Poplar Trees (3) £7.25  
GM187 Pine Trees (3) £8.75  
GM188 Beech Trees (2) £7.75



VALUE TREE ASSORTMENTS  
GM127 N Scale Tree Assortment (10) £8.95  
GM128 OO Scale Spring Trees (10) £10.95  
GM129 OO Scale Summer Trees (10) £10.95



BULK TREES  
GM120 Deciduous Trees (25) £20.95  
GM121 Mixed Trees (25) £20.95  
GM122 Fir Trees (25) £20.95  
GM124 Deciduous Trees (25) £20.95  
GM125 Spruce Trees (25) £20.95



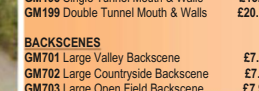
MAKE YOUR OWN TREES  
GM195 Seafoam for Tree Making £19.95  
GM156 Light Green Scenic Leaves (50g) £3.95  
GM157 Mid Green Scenic Leaves (50g) £3.95  
GM158 Dark Green Scenic Leaves (50g) £3.95



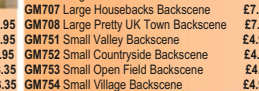
FLOWERS  
GM139 Flowerbeds £11.95  
GM175 OO/HO Garden Flowers £9.95  
GM176 OO/HO Garden Flowers £9.95  
GM177 OO/HO Garden Plants £9.95  
GM178 OO/HO Wild Flowers £9.95



GRASS TUFTS  
GM136 Spring Grass Tufts £10.95  
GM137 Summer Grass Tufts £10.95  
GM138 Flowering Grass Tufts £11.95



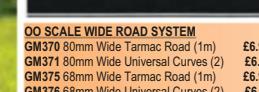
BRICKWORK  
GM30 Plain Stone Wall Grey £9.50  
GM31 Grey Stone Wall & Buttresses £9.50  
GM32 Grey Stone Wall & Arches £9.50  
GM197 Stone Tunnel Wall £8.25  
GM198 Stone Tunnel Mouth & Walls £15.25  
GM199 Double Tunnel Mouth & Walls £20.25



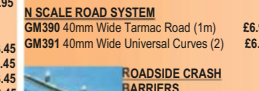
BACKSCENES  
GM701 Large Valley Backscene £7.95  
GM702 Large Countryside Backscene £7.95  
GM703 Large Open Field Backscene £7.95



GM704 Large Village Backscene £7.95  
GM705 Large Cloudy Sky Backscene £7.95  
GM706 Large Industrial Backscene £7.95  
GM707 Large Housebacks Backscene £7.95  
GM708 Large Pretty UK Town Backscene £7.95  
GM751 Small Valley Backscene £4.95  
GM752 Small Countryside Backscene £4.95  
GM753 Small Open Field Backscene £4.95  
GM754 Small Village Backscene £4.95



GM755 Small Cloudy Sky Backscene £4.95  
GM756 Small Industrial Backscene £4.95  
GM757 Small Housebacks Backscene £4.95  
GM758 Small Pretty UK Town Backscene £4.95



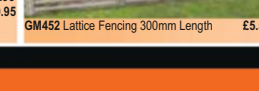
OO SCALE WIDE ROAD SYSTEM  
GM370 80mm Wide Tarmac Road (1m) £6.95  
GM371 80mm Wide Universal Curves (2) £6.95  
GM375 68mm Wide Tarmac Road (1m) £6.95  
GM376 68mm Wide Universal Curves (2) £6.95



OO/HO SCALE VEHICLE LIGHTING KITS  
GM385 Standard Vehicle Kit £13.95  
GM386 Emergency Vehicles Kit (Blues) £15.95  
GM387 Service Vehicles Kit (Orange) £15.95



N SCALE ROAD SYSTEM  
GM390 40mm Wide Tarmac Road (1m) £6.95  
GM391 40mm Wide Universal Curves (2) £6.95



ROADSIDE CRASH BARRIERS  
GM381 OO Scale £6.50  
GM396 N Scale £6.50

### STRUCTURES



OO SCALE PLASTIC FENCING  
GM415 Country Fencing 290mm Length £6.95  
GM416 Garden Fencing 290mm Length £6.95



OO SCALE LASER CUT KITS  
GM451 Wooden Fencing 300mm Length £5.50  
GM452 Lattice Fencing 300mm Length £5.50

TENS OF THOUSANDS OF ITEMS ARE IN STOCK NOW. E & OE.  
WE CAN DELIVER POST FREE TO MOST UK ADDRESSES





## STRUCTURES

### OO SCALE LASER CUT BUILDINGS



GM453  
Garden Shed Kit  
£6.50

**OO SCALE "FORDHAMPTON" PLASTIC KITS**  
Fordhampton is a bustling market town on a busy  
mainline running through the rolling South Downs.  
With both local and express services steaming  
through, Fordhampton Station serves all kinds of  
trains from commuters travelling to and from  
London as well as excursions to the seaside at  
Brighton! Wherever you are going the station  
master will be happy to help you get to your  
destination.



GM401 Fordhampton Station £25.95



GM402 Fordhampton Signal Box £10.95



GM403 Fordhampton Footbridge £17.95



GM404 Fordhampton Level Crossing £11.95



GM405 Fordhampton 60s Estate House £15.95



GM406 Fordhampton Locomotive Shed £19.95



GM407 Fordhampton Carriage Platforms £9.95



GM408 Fordhampton Village Store or Pub £17.95

**COMING SOON...**  
GM409 Fordhampton Pub/Bistro TBA  
GM410 Fordhampton Rest Home/Doctors TBA  
GM411 Fordhampton Farmhouse/Cottage TBA



## KESTREL DESIGNS

### N GAUGE PLASTIC KITS

- GMKD01 House £4.35
- GMKD02 Shop £4.35
- GMKD03 Bungalow £3.60
- GMKD04 Church with Porch £5.95
- GMKD05 House/Shop Unit with Glazing £6.75
- GMKD06 Two Shop Unit with Glazing £6.75
- GMKD07 Four House Unit £6.75
- GMKD08 Country Station £3.75
- GMKD09 Station Buildings £5.95
- GMKD10 Island Platform with Flat Canopy £8.25
- GMKD11 Flat Canopy £5.95
- GMKD12 Small Signal Box £6.45
- GMKD13 Farm Rail Fencing Brown £3.10
- GMKD13W Farm Rail Fencing White £3.10
- GMKD14 Telegraph Poles £3.10
- GMKD22 Two Domestic Garages £3.10
- GMKD24 Water Tower £3.85
- GMKD25 Corner Shop £4.65
- GMKD26 Corner Pub £4.65
- GMKD27 Three Storey Townhouse £5.95
- GMKD28 Three Storey Town Shop £5.95
- GMKD29 Modern Station £7.95
- GMKD30 Modern Station Waiting Room £5.75
- GMKD31 Station Masters House £6.45
- GMKD32 Pair Pre War Semi Det. Houses £7.25
- GMKD33 Boilerhouse & Chimney £6.45
- GMKD34 Stable Block £3.85
- GMKD35 Cow Shed £3.60
- GMKD36 Barn £5.95
- GMKD37 Farm House £7.50



- GMKD38 Steel Footbridge £7.50
- GMKD39 Modern Industrial Unit £5.95
- GMKD40 Modern Fire Station £7.25
- GMKD41 Platforms Wide (2) £3.35
- GMKD42 Platform Ramps Wide (2) £2.85
- GMKD43 Goods Shed £7.75
- GMKD1000 Town Station £16.95
- GMKD1001 Old Factory with Chimney £19.95

### N GAUGE LASER CUT KITS

The same as the ultra detailed OO equivalents  
(GM451/GM452/GM453) - pack sizes vary from the  
4mm versions though

- GMKD51 Wooden Fencing £5.25
- GMKD52 Lattice Fencing £5.25
- GMKD53 Garden Sheds (2) £5.50

### N GAUGE VALUE KIT SETS

- GMKD2000 Station Set £14.95
- GMKD2001 Town Set £12.95
- GMKD2002 Suburban Set £14.95
- GMKD2003 Farm Set £16.95

### MODEL RAILWAY MAINTENANCE



- GM50 OO/HO Locomotive Wheel Cleaner £39.95
- GM47 N Gauge Wheel Cleaner £34.95
- GM51 Spare Pads for GM50 £17.95
- GM49 Spare Pads for GM47 £17.95
- GM59 N Scale Wheel Cleaner £15.95



- GM60 OO Scale Wheel Cleaner £19.95
- GM619 Precision Lubricator £4.75
- GM667 Superfine Oil Pen w/Teflon Particles £5.95
- GM668 Electrical Contact Oil Pen £9.95

### GENERAL MODELLING TOOLS

- GM08 Modelstrip (115ml) £6.95
- GM26 Track Rubber £3.15
- GM27 Jumbo Track Rubber £5.75
- GM600 A2 Cutting Mat £14.95
- GM601 A3 Cutting Mat £9.95
- GM602 A4 Cutting Mat £9.95
- GM603 A5 Cutting Mat £2.95
- GM604 Round Nose Pliers £6.95
- GM605 Flat Nose Pliers £6.95
- GM606 Side Cutters £6.95
- GM607 Half Round Pliers £6.95
- GM608 Bent Nose Pliers £6.95
- GM609 S/Steel Tweezers (4) £7.95
- GM610 Double Ended Pin Vice £5.95
- GM611 Sawset 1 w/ Scalpel Handle £9.95
- GM612 Hole Saw & Arbor for Point Motor Fitting £3.50
- GM613 Trim-away Knife £3.75
- GM614 S/S Scalpel & Blades £5.50
- GM615 Plastic Scalpel & Blades £5.95
- GM617 Pick-Up Tool £6.50
- GM618 Magnifier Tweezers £3.95
- GM621 Locking forceps Curved £6.95
- GM622 Hot Wire Cutter for Scenic Modelling £19.95
- GM624 Swivel Top Pin Vice £6.75
- GM625 Curved Tweezer Reverse Action £4.50
- GM626 Straight Tweezer Reverse Action £4.50
- GM627 Blunt End Tweezer Reverse Action £4.50
- GM629 Cutting Discs (10) £4.95
- GM630 Screw Top Mandrels (3) £5.95
- GM631 Slitting Discs (10) & Mandrel £5.25
- GM632 Budget Needle File Set £6.95
- GM633 Glass Fibre Pencil 4mm £7.50
- GM634 4mm G/Fibre Refills (10) £7.50
- GM635 2mm Glass Fibre Pencil £9.95
- GM636 2mm G/Fibre Refills (10) £6.75
- GM638 Cutting Broaches 0.6-2.0 £15.95
- GM640 Archimedian Drill Stock £3.95
- GM641 HSS Jobbs Drills 0.5 (5) £3.95
- GM642 HSS Jobbs Drills 0.8 (5) £3.95
- GM643 HSS Jobbs Drills 1.0 (5) £3.95
- GM644 HSS Jobbs Drills 1.2 (5) £3.95
- GM645 HSS Jobbs Drills 1.5 (5) £3.95
- GM646 HSS Jobbs Drills 1.8 (5) £3.95
- GM647 HSS Jobbs Drills 2.0 (5) £3.95
- GM648 Microbox Drills 0.3-1.6 £10.95
- GM649 Microbox HSS Twist Drill Bits 61-80 £10.95
- GM650 HSS Jobbs Drills 0.3 (5) £3.95
- GM651 HSS Jobbs Drills 0.4 (5) £3.95
- GM652 HSS Jobbs Drills 0.6 (5) £3.95
- GM653 HSS Jobbs Drills 0.7 (5) £3.95
- GM654 HSS Jobbs Drills 0.9 (5) £3.95
- GM655 Spare Blades for GM614 £2.75
- GM660 Pick n Place Twin Pack £4.85
- GM664 Economy Sprue/Plastic Cutter £7.95
- GM666 Clip On Magnifying Eye Glass £6.75
- GM669 Pin Pusher with Depth Stop £19.95
- GM670 Deluxe Paintbrush Set £12.95



- GM683 Soft Grip Knife Set with Blades £6.95
- GM684 Spare Blades for GM683 £1.50
- GM693 Value Model Railway Drill £9.95
- GM694 Mains Powered Value Drill £16.95
- GM695 Model Railway Screwdriver Set £4.95
- GM696 Masking Tape 6mm x 18m (2) £1.95
- GM697 Masking Tape 10mm x 18m (2) £2.75
- GM698 Masking Tape 18mm x 18m (1) £2.65

### RAZOR SAWS

- GM672 Razor Saw Superfine £11.75
- GM673 3 in 1 Saw Set £14.95
- GM674 Razor Saw Fine £11.75
- GM675 Razor Saw Medium £11.95
- GM676 Aluminium Mitre Box £16.50
- GM677 Fine Woodcraft Saw £11.95
- GM678 Flush Cutting Saw £15.75
- GM679 Universal Razor Saw £12.75

### SOLDERING IRONS & BITS

- GM680 15W 230V Soldering Iron £16.95
- GM681 25W 230V Soldering Iron £17.95
- GM682 40W 230V Soldering Iron £19.95
- GM685 15W No.6 Tip £3.95
- GM686 15W No.8 Tip £3.95
- GM687 25W No.6 Tip £3.95
- GM688 25W No.7 Tip £3.95
- GM689 25W No.8 Tip £3.95
- GM690 40W No.6 Tip £3.95
- GM691 40W No.7 Tip £3.95
- GM692 40W No.8 Tip £3.95

### SOLDERING ACCESSORIES

- GM01 Low Melt Solder 70 degrees (20g) £4.25
- GM02 Solder 180 degrees (20g) £3.95
- GM03 White Metal Flux £5.95
- GM04 Brass Flux £5.95
- GM05 Non Acid Safety Flux £6.25
- GM06 Solder Wire 145 Degrees £4.85



## ELECTRICS

### SWITCHES

- GM501 Slide Switch DPDT £1.70
- GM502 Slide Switch DPDT (C/off) £1.70
- GM503 Toggle Switch SPST £2.35
- GM504 Toggle Switch DPDT £2.65
- GM505 Mini-Toggle DPDT (C/off) £3.15

- GM506 Mini-Toggle DPDT £2.75
- GM507 Mini-Toggle SPST £2.45
- GM508 Mini-Toggle SPDT £2.45
- GM509 Mini-Toggle SPDT (C/off) £2.45
- GM510 Mini-Toggle for Point Motors £2.70
- GM511 Mini-Toggle for G Point Motors £3.65
- GM512 Push to Break Black (5) £5.95
- GM513 Push to Make Black (5) £2.85
- GM514 Push to Make Blue (5) £2.85
- GM515 Push to Make Green (5) £2.85
- GM516 Push to Make Red (5) £2.85
- GM517 Push to Make White (5) £2.85
- GM518 Push to Make Yellow (5) £2.85
- GM519 Rotary Switch 1 Pole 12 Way £2.85
- GM520 Rotary Switch 2 Pole 6 Way £3.75
- GM521 Rotary Switch 3 Pole 4 Way £3.75
- GM522 Rotary Switch 4 Pole 3 Way £3.75
- BPGM501 Slide Switch DPDT (25) £12.95
- BPGM502 Slide Switch DPDT (C/off) (25) £12.95
- BPGM503 Toggle Switch SPST (25) £34.95
- BPGM504 Toggle Switch DPDT (25) £42.95
- BPGM505 Mini-Toggle DPDT (C/off) (25) £44.95
- BPGM506 Mini-Toggle DPDT (25) £42.95
- BPGM507 Mini-Toggle SPST (25) £34.95
- BPGM508 Mini-Toggle SPDT (25) £34.95
- BPGM509 Mini-Toggle SPDT (C/off) (25) £39.95
- BPGM510 Mini-Toggle for Point Motors (25) £44.95
- BPGM513 Push to Make Black (25) £4.95
- BPGM514 Push to Make Blue (25) £4.95
- BPGM515 Push to Make Green (25) £4.95
- BPGM516 Push to Make Red (25) £4.95
- BPGM517 Push to Make White (25) £4.95
- BPGM518 Push to Make Yellow (25) £4.95

- WIRE £6.75
- GM09RB Twinned Wire Red/Black (10m) £15.95
- GM10 Wire Red/Black/Green (10m of each) £2.95
- GM11BK Wire Black 7 x 0.2mm (10m) £2.15
- GM11BL Wire Blue 7 x 0.2mm (10m) £2.15
- GM11BN Wire Brown 7 x 0.2mm (10m) £2.15
- GM11GN Wire Green 7 x 0.2mm (10m) £2.15
- GM11GR Wire Grey 7 x 0.2mm (10m) £2.15
- GM11IO Wire Orange 7 x 0.2mm (10m) £2.15
- GM11IP Wire Pink 7 x 0.2mm (10m) £2.15
- GM11PP Wire Purple 7 x 0.2mm (10m) £2.15
- GM11R Wire Red 7 x 0.2mm (10m) £2.15
- GM11W Wire White 7 x 0.2mm (10m) £2.15
- GM11Y Wire Yellow 7 x 0.2mm (10m) £2.15
- BPGM11BK Black Wire 7 x 0.2mm (100m) £7.95
- BPGM11BL Blue Wire 7 x 0.2mm (100m) £7.95
- BPGM11BN Brown Wire 7 x 0.2mm (100m) £7.95
- BPGM11GN Green Wire 7 x 0.2mm (100m) £7.95
- BPGM11GR Grey Wire 7 x 0.2mm (100m) £7.95
- BPGM11IO Orange Wire 7 x 0.2mm (100m) £7.95
- BPGM11IP Pink Wire 7 x 0.2mm (100m) £7.95
- BPGM11R Red Wire 7 x 0.2mm (100m) £7.95
- BPGM11W White Wire 7 x 0.2mm (100m) £7.95
- BPGM11Y Yellow Wire 7 x 0.2mm (100m) £7.95

### GENERAL ELECTRICAL ACCESSORIES

- GM12 Pair Connecting Leads (Pin/Bare Wire) £4.65
- GM14 Crimped Pin Terminals (6) £2.95
- GM15 Ring Terminals (6) £1.95
- GM16 Pair Connecting Leads (Pin/Pin) £4.95
- GM28 Crocodile Clips Red/Black Pair £1.75
- GM29 Knob for Rotary Switches & Pots £2.85
- GM40 1.5a Rectifier £4.95
- GM41 Thermal Cut-Out 1 Amp £3.95
- GM42 Thermal Cut-Out 2.5 Amp £3.95
- GM75 PS6 6-Way Din Plug/Socket £3.15
- GM77 12-Way Poly Terminal Block £1.95
- GM89 Pack of 5 Amp Fuses (5) £2.75

### LIGHTING


- GM61 Micro LED White (4) £7.95
- GM62 Micro LED Blue (4) £7.95
- GM64 Micro LED Orange (4) £7.95
- GM69 Grain of Wheat Bulb 12v Yellow (5) £3.95
- GM70 Grain of Wheat Bulb 12v Red (5) £3.95
- GM71 Grain of Wheat Bulb 12v Clear (5) £3.95
- GM72 Grain of Wheat Bulb 12v Green (5) £3.95
- GM73 Grain of Wheat Bulb 12v Orange (5) £3.95
- BPGM69 GOW 12v Yellow (100) £49.95
- BPGM70 GOW Bulb 12v Red (100) £49.95
- BPGM71 GOW Bulb 12v Clear (100) £39.95
- BPGM72 GOW Bulb 12v Green (100) £49.95
- BPGM73 GOW Bulb 12v Orange (100) £49.95
- GM80 LED Green 3mm 12v (5) £2.25
- GM81 LED Red 3mm 12v (5) £2.25
- GM82 LED Yellow 3mm 12v (5) £2.25
- GM83 LED Green 5mm 12v (5) £1.95
- GM84 LED Red 5mm 12v (5) £1.95
- GM85 LED Yellow 5mm 12v (5) £1.95
- GM76 Resistor 1K Ohm for LEDs (10) £1.65

### MAGNETS

- GM86 Small Magnets (10) £5.50
- GM87 Medium Magnets (10) £5.75
- GM88 Large Magnets (10) £6.00
- GM98 3v Bulbs (10) & Capacitors (5) £5.95
- GM99 Pack of Reeds & 5 Magnets £13.95

### UNIVERSAL RELAY SWITCH

- GM500 Universal Relay Switch £5.50
- BPGM500 Universal Relay Switch (3) £14.50
- GM500D Universal Relay Switch (DCC Friendly) £5.75



## GAUEMASTER Limited Edition News

### N SCALE



DAGM221 GBRf Aggregate Industries  
66711 "Sence"  
£109.95 - Expected November 2016



DAGM231 Brighton Evening Argus  
DAGM235 The Royal Alex  
£69.95



DAGM233 IC Executive Pristine £69.95  
73 142 Broadlands



DAGM232 First GBRF - £69.95  
73 141 Charlotte



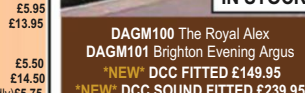
DAGM233 South West Trains - £69.95  
73 235



DAGM234 Southern Livery - £69.95  
73 202




£129.95



IN STOCK

DAGM100 The Royal Alex  
DAGM101 Brighton Evening Argus  
\*NEW\* DCC FITTED £149.95  
\*NEW\* DCC SOUND FITTED £239.95



GM356  
2016 NEW  
ITEMS  
BROCHURE  
Free from your local  
dealer or direct  
from us.

## RANGES STOCKED

- Airfix
- Antex
- Atlas
- Bachmann
- Berko
- Busch
- Capital Transport
- Carrera
- Cartrix
- Classix
- Dapol
- DCCconcepts
- Deluxe Materials
- DM Toys
- Dornaplas
- EFE
- Faller
- Fleischmann
- FlySlot
- Gaugemaster
- Graham Farish
- Harburn Hamlet
- Heljan
- HMRS Transfers
- Hobbytrain
- Hornby
- Humbrol
- Ian Allen
- Jagerndorfer
- Kadee
- Kato
- Kestrel Designs
- Kibri
- Knightwing
- LGB
- Lifelike
- Lightcraft
- Marklin
- Mehano
- Metalcale
- Middleton Press
- Miniis
- Minttrains
- Modelcraft
- Model Scene
- MRC
- Ninco
- Noch
- NSR
- Oxford Diecast
- Oxford Rail
- Parkside Dundas
- Peco
- Piko
- Plastruc
- Pola
- Preiser
- Racer
- Railmatch
- Ratio
- Revell
- Roco
- Rokuhan
- Rotacraft
- Scalextric
- Scenix
- Seep
- Seuthe
- Sideways
- Slaters
- Slot It
- Slotwings
- Spraycraft
- Springdale
- SRC
- Superquick
- Tiny Signs
- Tracksetta
- Train Tech
- TrainSave
- Trumpeter
- Trix
- Viessmann
- Vollmer
- Vulcan Slot
- W & T
- Walthers
- Wilking
- Wills
- Xuron

CONTACT US FOR A FREE PRICE LIST

HUGE BREADTH OF STOCK, VISIT OUR WEBSITE FOR LIVE STOCK INFORMATION



PHONE/ORDER HOTLINE  
(0114) 2551436

Open 9:00am - 5:00pm

24 Hr Answerphone service for orders



## RAILS OF SHEFFIELD

## SHOP OPENING HOURS:

9:30am - 5:00pm

Monday - Saturday

Free parking outside the door!

## HORNBY

## FULL RANGE STOCKED AT BARGAIN PRICES

R3115	BR 4-6-2 Unrebuilt West Country Class 'Exeter' BR Grn #34001	£124.50
R3233	LNBR Black 4-4-0 D16/3 Class - Pre 1948 Locomotive 8825	£79.50
R3261	Network Rail 0-6-0 Class 08 417 Diesel Shunter	£69.50
R3266	BR Sub-Sector Co-Co Diesel Electric 'Quinga' Class 60090	£139.50
R3299	'Going Home' - 1945-2015: 70th Anniversary of the end of the Second World War Train Pack - Limited Edition	£195.00
R3300	Sir Winston Churchill's Funeral Train Pack - Limited Edition	£239.50
R3302	1940: Return from Dunkirk Train Pack - Limited Edition	£179.50
R3310	BR 4-6-2 'Bude' West Country Class - Late BR	£124.50
R3311	BR 4-4-0 'Westminster' Schools Class - Early BR	£109.50
R3323	BR Black 4-6-0 'Black 5' Class SMT - Late BR Locomotive 44694	£119.50
R3324	LNBR 0-6-0T J50 Class Locomotive	£69.50
R3325	BR 0-6-0T J50 Class Locomotive - Early BR	£59.50
R3326	BR Black 0-6-0T J50 Class Locomotive - Late BR	£59.50
R3333	BR 4-4-2T Adams Radial 415 Class - Early BR	£89.50
R3334	BR 4-4-2T Adams Radial 415 Class - Late BR	£89.50
R3335	LSWR 4-4-2T Adams Radial 415 Class - LSWR Preserved	£89.50
R3337	The Silver Jubilee Collection - 80th Anniversary Ltd Edition Set	£395.00
R3339	LMS 4-6-2 'Duchess of Hamilton' Princess Coronation Class Locomotive 6229	£119.50
R3342	BR Blue Class 08 489 Diesel Shunter	£84.50
R3343	First Great Western Class 08 822 Diesel Shunter 'John'	£84.50
R3356	RailRoad BR 2-10-0 Crosti Boiler 9F Class (Early BR) Heavily Weathered	£94.50
R3374	BR Class 71 '7012' - BR Blue	£109.50
R3382TTS	BR 4-6-2 'Holland-Afrika Line' 35023 Merchant Navy (Unrebuilt) Early BR with TTS Sound	£154.50
R3384TTS	BR 4-6-0 'King George I' 6000 King Class, Late BR-TTS Sound	£159.50
R3393TTS	RailRoad RID Class 47 47033 with TTS Sound	£69.50
R3404	BR 2-6-4T 42334 Fowler 4P Locomotive	£99.50
R3405	LNBR 0-6-0T 585 J50 Class Locomotive	£69.50
R3409	BR 4-6-0 'King William IV' 6000 King Class Late BR	£134.50
R3410	BR 4-6-0 'King Henry III' 6000 King Class - Early BR Locomotive	£134.50
R3411	SR 4-6-0 827 Maunsell S15 Class Locomotive	£109.50
R3412	BR 4-6-0 30842 Maunsell S15 Class - Early BR	£109.50
R3424	LNBR 0-8-0 Raven Q6 Class Locomotive	£109.50
R3425	BR 0-8-0 Raven Q6 Class - BR Early Locomotive	£109.50
R3426	BR 0-8-0 Raven Q6 Class - BR Late Locomotive	£109.50
R3430	LNBR 4-6-0 Holden B12 Class Locomotive	£121.50
R3431	BR 4-6-0 Holden B12 Class - BR Early Locomotive	£121.50
R3433	LNBR 4-4-0 'Claud Hamilton' B17 Class Locomotive	£104.50
R3434	SR 4-6-2 'Channel Packet' '21C1' Merchant Navy CI (Un-Rebuilt)	£134.50
R3435	BR 4-6-2 'Royal Mail' '21C3' Merchant Navy Class (Un-Rebuilt)	£134.50
R3436	BR 4-6-2 'Cline Line' '35028' Merchant Navy Class (Un-Rebuilt) - Early BR	£134.50
R3441	LNBR 4-6-2 'Sir Murrough Wilson' A4 Class Wartime Loco BR	£119.50
R3443	NRM BR 4-6-2 'Flying Scotsman' 60103 A3 Class, Brunswick Grn	£119.50
R3444	BR 4-6-2 'Thomas Hardy' Britannia Class - Early BR	£119.50
R3445	BR 4-6-2 'Camelford' 34032 West Country Class - BR Early	£114.50
R3447	LNBR 4-6-0 'Kilveston Hall' B17 Class Locomotive	£124.50
R3448	BR 4-6-0 'Welbeck Abbey' B17 Class - Early BR	£124.50
R3451	BR 4-6-0 'Stembok' 61032 Thompson B1 Class Locomotive	£124.50
R3453	BR 4-6-0 45274 'Black 5' Class SMT - Late BR	£114.50
R3454	GWR 4-6-0 'Draylwyn Castle' 4073 Castle Class	£124.50
R3455	GWR 4-6-0 'Knight of St Patrick' 4013 4000 Star Class	£109.50
R3456	BR 4-6-0 'Sir Hervey de Revel' N15 King Arthur Class	£119.50
R3457	SR 4-6-0 116 Class T9 Locomotive	£99.50
R3459TTS	BR Black (Early) Fowler Class 2P 44-0 Locomotive 40626 with TTS Sound	£99.50
R3460TTS	BR 0-6-0 Fowler 4F Class 44198 - Late BR with TTS Sound	£99.50
R3461	LNBR Green 2-6-4T 67702 Thompson L1	£109.50
R3462	BR 2-8-0 '4287' 42xx Class - Late BR	£84.50
R3463	BR Black (Early) Class 52xx 2-8-0 Tank Locomotive 5231	£84.50
R3464	BR Black (Late) Class 72xx 2-8-2 Tank Locomotive 7224	£94.50
R3465	LNBR 0-6-2T 4765 N2 Class Locomotive	£77.50
R3466	0-6-0ST J94 Class '22' 'United Steel Company' Locomotive	£64.50
R3467	SE&CR 0-6-0T 751 A1X Terrier Locomotive	£62.50
R3471	NSE Co-Co Diesel Electric 'Indomitable' 50026 Class 50 Diesel	£132.50
R3478	FGW Western Region 'The Corps of Royal Electrical and Mechanical Engineers' Class 43 HST Pack	£189.50
R3479	Class 60 60066 Drax Diesel Locomotive	£134.50
R3485	0-6-0 'Laura Diesel Depot' Class 08 Diesel Shunter	£99.50
R3486	Co-Co Diesel 'DP World London Gateway' '66185' CI 66 Loco	£77.50
R3487	Co-Co Diesel 'James Nightingall GC' '66079' Class 66 Locomotive	£74.50
R3497	RailRoad BR 'D9016' Class 55 Diesel Electric	£49.50
R3500	The Sir Nigel Gresley Collection	£475.00

See our website for full Hornby 2016 range.

## PRICE PROMISE

We guarantee the price of our forthcoming releases for Locomotives, coaches and wagons to be at least 10-25% less than the RRP at the time of release. We also offer large discounts on many of our railway accessory ranges.

We continually monitor other retailers to ensure that our prices are always competitive.

## JUST LOOK FOR THE



## BACHMANN

## FULL RANGE STOCKED AT BARGAIN PRICES

30-430	Capital Commuter Train Set	£178.45
31-003A	Robinson Class 04 6184 LNBR Black	£99.50
31-004A	Robinson Class 04 63762 BR Black Early Emblem Weathered	£89.50
31-119	BR Standard Class 4MT #75035 BR Black L/Crest - Weathered	£127.50
31-170	L&YR 2-4-2 Tank British Railways Lined Black Locomotive 50764	£93.45
31-187DS	4-6-0 Loco 5588 'DCC Sound'	£203.95
31-190	Jubilee Class 'Madraz' Black BR Lined Blk (Riveted Stanier tender)	£140.20
31-204	Patriot Class 5330 'Sir Frank Ree' LMS Crimson	£131.50
31-214	Patriot Class 4-6-0 'Giggleswick' #45338 BR Green Early Emblem	£131.50
31-318A	Robinson Class 111 (GCR 91) LNBR Plain Black 5954	£118.95
31-321DS	Robinson Class 111 (GCR 91) 64377 BR E/DCC Snd & Wthrd	£195.45
31-379	2EPB 2 Car EMU 5771 BR Green Small Yellow Panel	£175.50
31-380	2EPB 2 Car EMU 6262 BR Blue & Grey Network SouthEast	£186.95
31-426B	4 CEP 4 Car EMU 7122 BR (SR) Grn Sm Yellow Warning Panel	£224.50
31-427B	4 CEP 4 Car EMU 7106 BR Blue & Grey	£239.50
31-434	Midland Class 1F 41803 BRITISH RAILWAYS Black	£76.50
31-435	Midland Class 1F 41726 BR Black Early Emblem	£76.50
31-440	lvatt Class 2MT 2-6-2 Tank #41243 BR Lined Black Early Emblem	£103.50
31-441DS	lvatt Class 2MT 2-6-2 Tank #41291 BR Lined Blk L/C (DCC o/b)	£123.50
31-461A	C Class 0-6-0 1294 Southern Railway Black	£84.50
31-462A	C Class 0-6-0 31227 BR Black Early Emblem	£84.50
31-480	GZA 9376 LMS Black with Tender Black Cab	£95.50
31-481	lvatt Class 2MT 2-6-2 Tank #41243 BR Lined Black Early Emblem	£107.50
31-528A	Class 42 60529 'Pearl Diver' BR Lined Green Late Crest	£135.95
31-531	Class A2 40536 'Trimbrush' BR Lined Green Early Emblem	£135.95
31-614	Class V3 Tank #67609 BR Lined Black Late Crest Cranked Pipes	£103.50
31-615	Class V3 Tank #67690 BR Lined Black Early Emblem	£103.50
31-627B	Class 3F 3520 LMS Black Dealey Tender	£79.50
31-635A	Class 64xx GWR Green 0-6-0 Pannier Tank Locomotive 6424	£81.55
31-636A	Class 64xx BR Black Early Emblem 0-6-0 Pannier Tank 6422	£81.55
31-638	Class 64xx BR Lined Green L/C 0-6-0 Pannier Tank 6919 Wthrd	£90.05
31-690	Class 47 47256 BR Green Full Yellow Ends (TOPS) Weathered	£99.50
31-661DS	Class 47 346 BR Dutch Livery Diesel Locomotive DCC SOUND	£203.95
31-662	Class 47 359 BR Railfreight Grey (Metal Sector) Diesel Loco	£114.70
31-679	Type ALS Electric #63095 BR Electric Blue Small Yellow Panel	£107.95
31-680	LMS Stanier Mogul Class #2955 LMS Lined Black	£127.46
31-728	GWR 2700 Class 3708 'Killarney' Great Western Green	£111.50
31-883	Midland Class 4F 3848 Midland Black Crest	£91.50
31-884	Midland Class 4F 44044 BR Late Crest Weathered	£99.50
32-034A	Class 20 20141 BR Green Full Yellow Ends Weathered	£91.95
32-038DS	Class 20 #20124 BR Blue Indicator Disks - Weathered - SOUND	£183.95
32-044	Class 20 #D8028 BR Green Indicator Disks with Tablet Catcher	£87.95
32-045	Class 20 20118 'Saltburn-by-the-Sea' BR Railfreight Red Stripe	£87.95
32-067A	Class 43 Warship 'Powerful' BR Blue Diesel Locomotive D836	£127.45
32-068	Class 43 Warship 'Rapid' BR Mm Fyel Ends Diesel Loco D838	£127.45
32-069	Class 43 Warship 'Roebuck' BR Green Diesel Locomotive D841	£127.45
32-085	Class 56XX #6639 BR Black Early Emblem	£71.95
32-109	Class 08 6811 'Eagle' Network South East Diesel Shunter Loco	£79.50
32-115B	Class 08 08818 BR Blue Wasp Stripes Weathered	£87.50
32-119	Class 08 08907 DB Schenker	£79.50
32-120	Class 08 13287 BR Plain Green Early Emblem	£79.50
32-176	LMS Crab 42765 BR Lined Black Early Emblem	£123.21
32-178A	LMS Crab 13174 LMS Lined Black Welded Tender	£123.21
32-235	Fowler Class 3P 0-6-0 (Jinty) 47673 BR Black Late Crest Weatherd	£76.50
32-279A	K3 Class 1304 Lined Black	£111.50
32-281	K3 Class 61862 BR Lined Black Early Emblem	£111.50
32-287A	Class 101 2 Car DMU BR Blue & Grey Weathered	£135.50
32-289	Class 101 BR Refurbished White & Blue 2 Car DMU	£169.95
32-290DS	Class 101 Network SouthEast 2 Car DMU DCC SOUND	£229.46
32-331	Class 25/1 #25043 BR Green Full Yellow Ends - Weathered	£87.95
32-353	BR Standard Class 4MT 80135 BR Green (Preserved)	£110.46
32-359A	BR Standard Class 4MT Tank 80092 BR Black Early Emblem	£110.46
32-360A	BR Standard Class 4MT Tank 80104 BR Lined Black Late Crest	£110.46
32-376A	Class 37 422 'Robert F. Fairlie' Regional RVRs Diesel Loco Wthrd	£123.20
32-390	Class 37/3776 'Conidae' Railfreight Petroleum Sector	£103.50
32-482	Class 40 97407 'Aureole' BR Blue Departmental Weathered	£131.71
32-483	Class 40 D338 BR Green Split Head Code Small Yellow Panel	£111.50
32-484	Class 40 40159 BR Blue Centre Head Code Full Yellow Ends	£111.50
32-560	Class A1 60117 BRITISH RAILWAYS Apple Green	£152.96
32-561	Class A1 60122 'Curlew' BR Express Blue Early Emblem	£152.96
32-575A	lvatt Class 4MT 3000 LMS Black	£107.50
32-580A	lvatt Class 4MT 43014 BR Late Crest Weathered	£119.50
32-680	Class 45 #45036 BR Blue Split Centre Head Code	£95.95
32-764	Class 57 305 'Northern Princess' Northern Belle Diesel Loco	£127.45
32-781B	Class 37 041 BR Blue Split Headcode Diesel Locomotive	£110.45
32-787	Class 37 D6714 BR Green Split Headcode Diesel Locomotive	£110.45
32-788	Class 37 284 BR Blue Centre Panel Headcode Diesel Locomotive	£110.45
32-858	BR Standard Class 9F 92189 BR Black L/Crest IF Tender W'hrd	£140.21
32-880	Fairburn 2-6-4 Tank 2278 LMS Black Weathered	£103.95
32-881	Fairburn 2-6-4 Tank 42105 BR Lined Black E/Emblem Weathered	£110.46
32-882	Fairburn 2-6-4 Tank 42062 BR Lined Black Late Crest	£103.95
32-981	Class 66 66416 Freightliner Powerhaul	£119.50
32-982	Class 66 66434 DRS Plain Blue Compass	£119.50
32-991	Wickham Type 27 Trolley Car BR Engineers Yellow	£67.96
32-992	Wickham Type 27 Trolley Car BR Engineers Yellow	£67.96
32-993	Wickham Type 27 Trolley Car BR Engineers Yellow Wasp Stripes	£67.96

See our website for full 2016 range.

Colour coding:

No DCC

DCC READY

DCC Fitted/Sound

PLEASE NOTE:

All items currently in stock are

despatched immediately.

Forthcoming releases will be despatched immediately upon release.

If your order contains both current items and forthcoming releases then these will be despatched separately and subject to separate delivery charges.

## GRAHAM FARISH

## FULL RANGE STOCKED AT BARGAIN PRICES

370-130	The Night Mail Train Set	£169.95
370-185	A Day at the Races Train Set	£161.45
370-425	Midland Pullman Train Pack	£339.99
370-430	Capital Connection Train Set	£178.45
371-023	Class 08 060 'Ivor' Network SouthEast Diesel Shunter	£75.95
371-024	Class 08 907 DB Schenker Diesel Shunter	£75.95
371-035	Class 20 Twin Pack Hunslet-Barclay	£178.07
371-036	Class 20 227 London Underground Diesel	£101.95
371-037	Class 20 205 BR Blue Diesel	£101.95
371-050C	Class 04 D2283 BR Green Wasp Stripes	£76.46
371-051C	Class 04 D2295 BR Blue with Wasp Stripes Diesel Shunter	£71.50
371-054	Class 04 D2332 'Lloyd' NCB Yellow	£59.50
371-063	Class 03 D2383 BR Green Wasp Stripes Weathered	£80.71
371-064	Class 03 03170 BR Blue Wasp Stripes & Air Tanks Weathered	£75.95
371-286	Class 55 'Kings Own Yorkshire Light Infantry' #D9002 BR Grn SYP	£97.50
371-329	Class 150/2 #150247 BR Sprinter - Weathered	£135.50
371-330	Class 150/1 #150128 First Great Western	£123.50
371-350A	Class 60 60035 EVS	£97.50
371-357	Class 60 60057 'Adam Smith' BR Coal Sector	£97.50
371-358	Class 60 60021 Colas	£97.50
371-383A	Class 66 66101 DB Schenker	£97.50
371-384A	Class 66 111 EVS Livery Diesel Locomotive	£103.65
371-396	Class 66 (Low Emission Variant) 'Interhub GB' #66731 GBRF	£97.50
371-397	Class 66 66434 DRS Plain Blue Compass	£97.50
371-504	N Scale Class 101 2 Car DMU BR Green	£135.50
371-505	N Scale Class 101 2 Car DMU BR Network SouthEast	£135.50
371-604	Class 42 Warship 'Onslaught' #D832 BR Green	£94.50
371-605	Class 42 Warship 'Cockade' #810 BR Blue Weathered	£99.50
371-656	Class 57 #57312 Network Rail Yellow	£97.50
371-876DS	Class 108 2 Car DMU BR Blue	£215.95
371-877A	Class 108 2 Car DMU BR Blue & Grey	£135.50
371-880	Class 108 2 Car DMU BR Green Small Yellow Panel	£135.50
371-985	Class 64xx 0-6-0 Pannier Tank #6407 GWR Green	£79.95
371-986	Class 64xx 0-6-0 Pannier Tank #6403 BR Black Early Emblem	£79.95
371-987	Class 64xx 0-6-0 Pannier Tank #6400 BR Lined Green Late Crest	£79.95
372-030	Castle Class 'Earl of Dunraven' #5044 GWR Lined Green	£118.96
372-031	Castle Class 'Tiverton Castle' #5041 BR Green Early Emblem	£118.96
372-032	Castle Class 'Sir Daniel Gooch' #5070 BR Lined Green Late/C	£118.96
372-033DS	Castle Class 'Nunney Castle' GWR Preserved Livery Loco 5029 DCC SOUND	£186.95
372-060	Midland Class 4F #43924 BR Black Late Crest Fowler Tender	£87.50
372-061	Midland Class 4F #3851 LMS Black Johnson Tender	£87.50
372-062	Midland Class 4F #43875 BR Black Early Emblem Johnson Tender	£87.50
372-138	Class 5 #5190 LMS Plain Black	£103.50
372-139	Class 5 #45206 BR Lined Black Early Emblem	£103.50
372-210A	Class 3F (Jinty) 7309 LMS Black	£80.71
372-211A	Class 3F (Jinty) 47314 BR Black Early Emblem	£80.71
372-212A	Class 3F (Jinty) 47500 BR Black Late Crest	£80.71
372-310	Merchant Navy Class #35024 'East Asiatic Company' BR Blue E/E	£131.50
372-311	Merchant Navy Class 35023 Holland-Afrika Line	£131.50
372-312	Merchant Navy Class #35028 'Cline Line' BR Green Late Crest	£131.50
372-313	Merchant Navy Class 35021 New Zealand Line	£131.50
372-330	BR Standard Class 3MT Tank #82028 BR Black L/C - Weathered	£106.21
372-331	BR Standard Class 3MT Tank #82020 BR Plain Green Late Crest	£97.71
372-385	Class A2 'AH Peppercorn' #525 LNRP Apple Green	£131.50
372-386	Class A2 'Bachelors Button' #60537 BR Brunswick Green E/E	£131.50
372-387	Class A2 60527 'Sun Chariot' BR Lined Green Late Crest	£131.50
372-536	Class 4MT Tank #80119 BR Lined Black Late Crest	£95.95
372-578	Rebuilt Royal Scot 'Royal Scot' #6100 LMS Crimson (Preserved)	£111.95
372-579	Rebuilt Royal Scot 'Royal Ulster Rifleman'	£111.95
	#46122 BR Green Late Crest - Heavily Weathered	£119.95
372-653	BR Standard Class 4MT #76079 BR Lined Black Early Emblem	£103.50
372-931	N Class 2-6-0 #31844 BR Black Early Emblem	£99.95
372-932	N Class 2-6-0 #31811 BR Black Late Crest	£99.95
372-933	N Scale N Class 2-6-0 0810 SWCR Grey	£99.95



**dapoi DAPOL**  
AT BARGAIN PRICES

N GAUGE OO GAUGE O GAUGE

**GOLD STAR STOCKISTS****FULL RANGE STOCKED**Call us or see our website for  
more details and bargain prices**ESU Loksound**  
AT BARGAIN PRICES

V4.0 Steam Sound	Classes A4 Pacific, A1/A2 Pacific, A1 Pacific 'Tornado'	£94.50
Decoder with Speaker	GWR Pannier 57xx, GWR Manor 78xx, BR/LMS Mogul, 4MT Tank, Jubilee, BR/LMS Fairburn, Ivatt Class 4, 3F Jinty, Bulleid Pacific	
V4.0 Diesel Sound	Classes 03/08/20/24/25/31/37/40/43 HST/44/45	£94.50
Decoder with Speaker	47/50/52/55/57/66/67/108 DMU/158 Sprinter	
DCCSFIT	Fitting service for all OO gauge	
	Steam Classes	£25.00
DCCDIFIT	Fitting service for all OO gauge	
	Diesel Classes	£25.00

All sound decoders are available with either 8 or 21 pin connectors, several of the steam decoders are suitable for use in other locomotives. See our website for more details.

50010	ECosBoost ext Booster 4A DCC/MOT/SX/mfx	£202.50
50011	ECosBoost ext Booster 8A DCC/MOT/SX/mfx	£379.50
50095	ECosDetector Extension Module – 32 outputs	£42.50
50200	ECosCommand Station (2nd Gen) 15-21V & Colour Touchpad	£507.50

**DECODER FITTING SERVICES**

DCCFIT6	DCC Decoder fitting service for N gauge 6 pin	
	DCC Ready locomotives	£29.50
DCCFIT8	DCC Decoder fitting service for OO gauge 8 pin	
	DCC Ready locomotives	£29.50
DCCFIT21	DCC Decoder fitting service for OO gauge 21 pin	
	DCC Ready locomotives	£29.50

The charges for our fitting services are inclusive of the cost of the decoder which will either be a Hornby 4 or Bachmann 3 function decoder chosen at our discretion.

**HELJAN**  
AT BARGAIN PRICES

OO GAUGE O GAUGE

**FULL RANGE STOCKED**  
Call us or see our website for  
more details and bargain prices

3522	Heljan 3522 Class 35 D7012 in plain green	£99.50
3523	Heljan 3523 Class 35 D7054 in green with small yellow warning panels	£99.50
3524	Heljan 3524 Class 35 D7076 in green with full yellow ends (preserved)	£99.50
3525	Heljan 3525 Class 35 7011 in blue with full yellow ends	£99.50
2590	Heljan 2590 Hunslet Class 05 BR Plain Green Unnumbered	£310.00
2591	Heljan 2591 Hunslet Class 05 BR Green with Wasp Stripes Unnumbered	£310.00
2592	Heljan 2592 Hunslet Class 05 BR Blue with Wasp Stripes Unnumbered	£310.00
2593	Heljan 2593 Hunslet Class 05 Industrial Yellow Livery Unnumbered	£310.00

**dapoi DAPOL**  
AT BARGAIN PRICES**Dapol 'O' Gauge 08**

2D-001-000	Class 33/0 #33030 BR Blue	£108.50
2D-001-000D	Class 33/0 #33030 BR Blue – DCC Fitted	£130.50
2D-001-001	Class 33/0 #D6571 BR Green No Yellow Warning Panel	£108.50
2D-001-001D	Class 33/0 #D6571 BR Green No Yellow Warning Panel – DCC Fit	£130.50
2D-001-003	Class 33/0 'Merlin' #33046 Engineers Grey/Yellow 'Dutch'	£108.50
2D-001-003D	Class 33/0 'Merlin' #33046 Engineers Grey/Yellow 'Dutch' – DCC Fit	£130.50

**PHONE/ORDER HOTLINE****(0114) 2551436**

Open 9:00am - 5:00pm

24 Hr Answerphone service for orders

**Gift Vouchers**Why not treat someone to a  
Rails of Sheffield Gift Voucher.  
Purchase by phone or through our website.**GAUGEMASTER**  
AT BARGAIN PRICES

DCC01	Prodigy Express Package	£119.95
DCC02	Prodigy Advance Package	£209.50
DCC03	Prodigy Advance 2 Wireless Starter Set	£359.50
DCC13	Prodigy Advance 2 Wireless Walkaround	£149.50
DCC14	Prodigy Advance 2 Backlit Walkaround	£99.00
DCC23	6 Pin N Gauge Plug-in Decoder	£21.00
DCC27	OMNI 21 & 8 Pin Decoder	£15.95
DCC30	Accessory Decoder	£46.75
DCC40	Auto Reverse Module	£31.50
DCC51	Prodigy Wireless Conversion Set	£199.50
DCC55	Prodigy Advance Wired Computer Interface Cable	£43.50
Model D	Twin Track Controller	£69.00
Model Q	Four Track Controller	£129.50
PM1	Point Motor with Accessory Switch	£3.99
PM2	Point Motor	£3.50
PM4	Point Motor Self Latching with Switch	£4.95
100M	Single Power Controller	£67.95

**PECO**  
AT BARGAIN PRICES**FULL RANGE STOCKED**

All Gauges Track and Accessories

Call us or see our website for  
more details and bargain prices**DJ MODELS**  
AT BARGAIN PRICES

Advance Orders Now Being Taken

for the new DJ Models Range

Call us or see our website for  
more details and bargain prices

OOJ94-002	Class J94 0-6-0 Steam Loco #68061 BR original bunker height	£81.50
OOJ94-003	Class J94 0-6-0 Steam Loco #8064 LNER with original bunker height	£81.50
OOJ94-004	Class J94 0-6-0 Steam Loco #8023 LNER with original bunker height	£81.50
OOJ94-005	Class J94 0-6-0 Steam Loco #68068 BR with tall bunker	£81.50
N17-001	Class 17 Clayton BR Blue Diesel Loco D8574	£97.50
N17-002	Class 17 Clayton BR Blue Diesel Loco D8512	£97.50
N17-003	Class 17 Clayton BR Green with small yellow warning panel Diesel Loco D8555	£97.50
N17-004	Class 17 Clayton BR Green with small yellow warning panel Diesel Loco D8536	£97.50
N17-005	Class 17 Clayton BR Green with small yellow warning panel weathrd Diesel Loco D8501	£106.50
N17-006T	Class 17 Clayton Diesel Loco D8574 BR blue (powered) + D8583 BR blue (dummy) Twin Pack	£127.50
N17-007T	Diesel Loco D8616 BR green SYWP (powered) + D8561 BR green SYWP (dummy) Twin Pack	£127.50

**RAILS ON EBAY****RAILS OF SHEFFIELD**

100's OF ITEMS ADDED DAILY

**RAILS OF SHEFFIELD****VAULT**VISIT OUR **RAILS-SHEFFIELD EBAY** STORESPECIALISING IN QUALITY NEW & SECOND-HAND MODEL TRAINS,  
DIECAST & OTHER RARE & HIGHLY SOUGHT-AFTER COLLECTIBLESVISIT OUR **RAILS-VAULT EBAY** STORESPECIALISING IN SECOND-HAND ACCESSORIES, DIECAST,  
RESTORATION PROJECTS, SCENICS & OTHER MISCELLANEOUS MODELS**ALSO STOCKED AT BARGAIN PRICES**

In addition to full ranges from all the manufacturers featured here we also offer full ranges from:



and many more. If you can't find the product you are looking for on our website then please contact us and we can order it in for you.

Check out our **ebay** stores to see what discontinued and rare items we have on offer and for your chance to pick up a second-hand bargain today.Visit: <http://stores.ebay.co.uk/Rails-Of-Sheffield>Visit: <http://stores.ebay.co.uk/The-Rails-of-Sheffield-Vault>**MODEL RAILWAYS BUY – SELL – EXCHANGE ANY GAUGE ANY AGE TOP PRICES PAID****www.railsofsheffield.com**



# ORDER NOW FOR CHRISTMAS!

[www.metcalfeamodels.com](http://www.metcalfeamodels.com)



**ORDER BY PHONE: 01729 830072**

**ORDER BY MAIL: Metcalfe Models, Bell Busk, Skipton, N.Yorks, BD23 4DU**

**POSTAGE: Orders up to £19.99: £2.50**

**Orders £20 and over: £4.50**

Visiting Skipton? Visit  
Craven Model Centre,  
Mount Pleasant, BD23 1JZ.



PO232

*A country station scene  
in three kits...*

The country station is based  
on designs by the Cheshire  
Lines Railway and the  
Manchester, Sheffield and  
Lincolnshire Railway  
Companies.



PO233

## Railway Buildings

**00/HO Scale**

PO232 00/HO Goods Shed - £13.99

PO233 00/HO Signal Box - £9.00

PO237 00/HO Country Station - £13.75

**N Scale**

PN112 N Goods Shed - £7.25

PN133 N Signal Box Set - £9.00

**00/HO Country Station  
PO237 - £13.75**



Includes main station building  
and opposite platform shelter

*Street scenes created  
with the Terraced range...*




PO264

*Exquisite detail and precision with  
laser and die cut designs...*

**00 Stone  
Terraced Houses  
PO262 - £9.99**

**00 Red Brick  
Terraced Houses  
PO261 - £9.99**



PO261

The Corner Shop and Terraced  
Houses are modular, so that you  
can build them to stand alongside  
each other and create long street  
scenes. Both come in Red Brick  
or Stone and in either 00 or N  
scale.



PO263

## Terraced Range

PO261 00/HO Red Brick Terraced Houses - £9.99

PO262 00/HO Stone Terraced Houses - £9.99

PO263 00/HO Red Brick Corner Shop - £10.75

PO264 00/HO Stone Corner Shop - £10.75

PN103 N Red Brick Ter. Houses - £8.25

PN104 N Stone Ter. Houses - £8.25

PN116 N Red Brick Corner Shop & Pub - £8.25

PN117 N Stone Corner Shop & Pub - £8.25

**00 Stone Corner Shop  
PO264 - £10.75**

The Corner Shop comes with a  
variety of signs and interiors

**00 Red Brick  
Corner Shop  
PO263 - £10.75**



# METCALFE

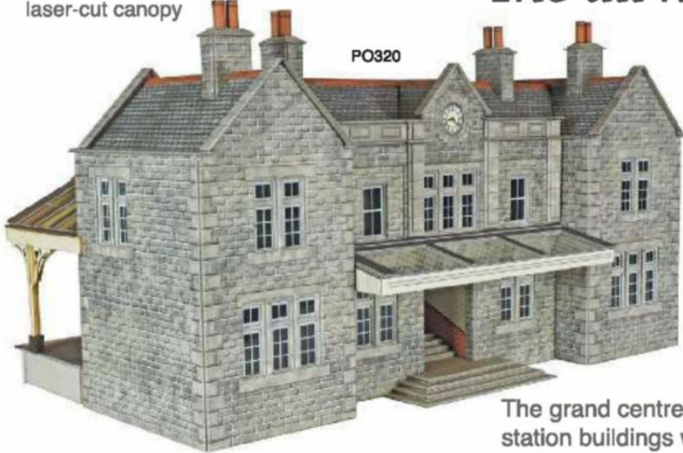
Card Construction Kits



Includes improved stonework detail and laser-cut canopy


## The all new 00 Mainline Station Range...

PO320



### NEW RELEASE 00 Booking Hall PO320 - £22.99

Designed to stand alongside Wall-Backed Canopy and Platform Canopy kits



PO320 platform side


The grand centrepiece and first in a new range of redesigned station buildings with more to follow. New features include finely detailed laser-cut platform canopy and fine die-cut recessed windows.

**PLEASE NOTE:** Our 'All New Mainline Station' range does NOT match with our older versions PO230, 231 & 234. More add-on kits to go with the new range due out soon.

### NEW RELEASE 00 Wall-Backed Canopy PO341 - £15.99



A modular kit that comes with a section of platform and back wall. It is very easy to add on extra kits to make impressive and realistic structures. It is designed to the same style as our free-standing Platform Canopy Kit (below) and fits alongside the new 00 Booking Hall (right). All match the Stone Platform Kit (below)



PO320 and PO341 stood together creates an impressive station scene



### 00 Platform Canopy PO340 - £14.99

Laser-Cut Mini Kits that finish off your Mainline Station Scene...

PO517



PO502



PO501



### 00 Stone Platform PO235 - £11.99

A truly versatile platform system that can be made to any shape. Straight, curved, islands or bays. One kit contains enough to build 7ft in length max.

#### 00 Mainline Station Buildings 00/HO Scale

- PO320 00/HO Booking Hall - £22.99
- PO341 00/HO Wall-Backed Canopy - £15.99
- PO340 00/HO Platform Canopy - £14.99
- PO235 00/HO Stone Platform - £11.99
- PO517 00/HO Kiosk - £5.75
- PO501 00/HO GWR Benches - £5.75
- PO502 00/HO Platform Benches - £5.75





ALL PRICES  
INCLUDE  
VAT

**www.HOLT MODEL RAILWAYS.com**

MAIL ORDER  
**HOLT HOUSE, CASWELL BAY  
SWANSEA SA3 3BU**  
DISCOUNT  
SUPPLIES FOR OO, N + O

**Tel: 01792 232264**

TEL ORDERS



YOU MAY ALSO FAX ON THE ABOVE NUMBER  
Payment by cheque (if available include cheque card nos and expiry date) or postal order  
or credit cards as shown above. Please write card numbers clearly or telephone order by  
credit card or switch POSTAGE £4.95 - Prices ruling are those at despatch

SHOP  
BISHOPSTON ROAD, BISHOPSTON  
**SWANSEA**

Email [holtmodelrailways@talk21.com](mailto:holtmodelrailways@talk21.com)

SHOP HOURS:

9.30-12.00 2.00-4.45 closed on Sunday and Friday

**HORNBY**

### STEAM LOCOMOTIVES

R2745 SR SCHOOLS WELLINGTON £99.50



R2815 SCHOOLS LIMITED EDITION TRAIN PACK £176.00  
R2843 SR SCHOOLS DUKWICH £95.00  
R2915 GWR 280X NRM £109.50  
R2916 GWR 280X (ROUNDEL) £109.50  
R2917 BR 280X LATE £109.50  
R2918 GWR 380X £109.50



R 3171 P2 LNER 2-8-0 £73.50  
R3020 LMS 2-6-4 FOWLER TANK MARCONI £95.00  
R3086 LNER FLYING SCOTSMAN £95.00  
R3102 BR KING EXP BLUE LTD ED £108.50  
R3105 GWR WELLINGTON CASTLE £137.50  
R3115 BR WEST COUNTRY EXETER £129.00  
R3132 LNER GREEN A3 BOCK LAW £99.00  
R3189 LNER CLASS L1 GREEN £125.50  
R3203 BR WEST COUNTRY OAKHAMPTON £149.00  
R3204 M7 LSWR LINED GREEN NRM £121.00  
R3208 BR SCHOOLS BRIGHTON £121.00  
R3225 GWR 720X 2-8-2T £118.50  
R3229 BR STAR CLASS BRITISH MONARCH £116.65  
R3239 BR CLASS 700 £115.00  
R3277 GWR COUNTY OF DEVON 4-4-0 £95.00  
R3279 BR COUNTY OF HAMPS £99.95  
R3284 TTS FLYING SCOTSMAN SOUND £92.00  
R3288 EVENING STAR BR GREEN 2-10-0 £82.50



R3300 WINSTON CHURCHILL FUNERAL TRAIN £235.00  
R3306 LNER A4 SILVER LION GREY £132.00  
R3307 LNER A4 QUICKSILVER GREY £132.00  
R3308 LNER SILVER FOX GREY £132.00  
R3309 LNER SILVER KING GREY £132.00  
R3310 BR WEST COUNTRY BUDE £126.00  
R3327 S15 SOUTHERN RAILWAY £116.50  
R3330 KING GEORGE V SPECIAL EDITION £145.00  
R3370 TTS BR KING RICHARD I BLUE SOUND £155.50  
R3371 LNER BLUE A4 MALLARD £79.50  
R3412 BR S15 30842 EARLY CREST £105.00  
R3413 BR S15 30831 LATE CREST £105.00



R2882 SJR BLUE 0-6-0T £29.00

**DIESEL & ELECTRIC LOCOMOTIVES**  
R2644 CLASS 121 CHOC/CREAM £85.00  
R2756 CLASS 66 BR BLUE £59.95  
R2879 BR DELTIC BLUE £49.00



R2946 4 CAR BR VEP UNIT £112.50

R3161 BR 2 - BL TWO CAR SET £105.00  
R3162 SR 2 - BL TWO CAR SET £105.00  
R3177 BR NRM 2 - BL TWO CAR SET £105.00  
R3260 SR 2 HAL GREEN £113.75  
R3261 CLASS 08 NETWORK RAIL YELLOW £96.50  
R3260 BR 2 HAL GREEN £113.75  
R3263 BANGAL SUMNER £92.50  
R3263 TTS CLASS 47 RAILFREIGHT DISTRIBUTION £77.75  
R3403 HST WESTERN REGION BLUE/REY LTD EDITION £189.95  
R3481 CLASS 67 EWS WESTERN STAR £105.00

**COACH STOCK**

R40744R GNER MARK 4 OPEN £22.00  
R40754R GNER MARK 4 TOURIST £22.00  
R4303C/DVE BR MAUNSELL CORRIDOR 1ST CL £31.70  
R4304D BR MAUNSELL COMPO £35.00  
R4502 GWR HAWKSWORTH BRAKE 3RD £36.50  
R4504 GWR HAWKSWORTH 1ST/3RD BRAKE £36.50  
R4534B BR PUSH PULL COACH PACK £99.00  
R4534A UN CONVERTED BRUSH OPEN 2ND £23.50  
R4770 GWR CLEVERSTORY BRAKE £25.95  
R6678A LMS HORSEBOX SUPER DETAILED £10.80

**HORNBY RAILROAD**

R3086 LNER FLYING SCOTSMAN £55.00  
R4312 PULLMAN PARLOUR CAR £17.50  
R4313 PULLMAN BRAKE £17.50  
R4332 LNER TEAK COMPO £17.50  
R4333 LNER TEAK BRAKE £17.50  
R4350 BR MKT COMPO MARCONI £15.50  
R4351 MKT SK CORRIDOR 2ND MARCONI £15.50  
R4352 MKT SK CORRIDOR BRAKE MARCONI £15.50  
R4388 LMS MARCONI COMP £17.50  
R4389 LMS BRAKE COACH £17.50  
R4523 GWR COMPOSITE £16.50

14534 GWR BRAKE £16.50  
14535 GWR RESTAURANT £16.50  
14536 GWR OPERATING MAIL COACH £17.95  
16786 DOUBLE TRACK FOOTBRIDGE £9.50  
16423 CAR TRANSPORTER £16.95

### POWER & CONTROL EQUIPMENT


R8012 H & M CONTROLLER DOUBLE TRACK £75.00  
R8014 POINT MOTOR £9.50  
R8015 POINT MOTOR HOUSING (ADAPTOR BASE) £3.50  
R 0444 POINT MOTOR SWITCH £9.50  
R8006 POWER TRACK £5.30  
R8243 SURFACE MOUNTED POINT MOTOR £9.95  
R8214 ELITE DIGITAL CONTROL £194.00

**PECO**

### TRACKWORK

SL 90 DOUBLE SLIP £31.60  
SL 80 SINGLE SLIP £29.00  
SLE 190 DOUBLE SLIP FINESCALE £33.00  
SLE 180 SINGLE SLIP FINESCALE £30.50  
SL 99 THREE WAY POINT £25.00  
SLE 199 ASYMMETRIC THREE WAY POINT FINESCALE £30.75

ALL PECO TRACK AND ACCESSORIES  
STOCKED AT DISCOUNT PRICES



39525 BR GREEN PLY £24.95  
39526 BR CRIMSON PMV £24.95  
39527 BR GREEN PMV £24.95  
39528 BR BLUE CC £24.95

### DIGITAL

39530 DYNAMIS PRO BOX £121.00  
39533 3 FUNCTION 21 PIN DCC DECODER EMF £13.75  
39534 SIA 7 PIN DECODER £13.75

### LOCOS

31-001 ROBINSON CL 04 2-8-0 BR BLACK LATE £109.95  
31-003 ROBINSON CL 04 2-8-0 LNER £103.70  
31-004 ROBINSON CLASS 04 WEATHERED £99.90  
31-180C D11/2 EDE OONLITRE POST FREE £115.90  
31-1870C L & Y BR EARLY FITTED 2-4-2T £96.95  
31-180 LMS 2-4-2T EX LBY CRIMSON £78.50  
31-188 BR 2-4-2T EARLY BLACK £78.50  
31-188 BR LMS 2-4-2T WEATHERED VICTORIA £123.00  
31-204 LMS PATRIOT MARCONI SR FRANK REE £123.00  
31-265 MOTORISED LUGGAGE VAN BR GRN YELL PANEL £77.00  
31-266 MOTORISED LUGGAGE VAN BR GRN YELL PANEL £77.00  
31268A CLASS 105 2 CAR GREEN WHISKERS £82.50  
314268H A/C2 4 CAR GMR BR GREEN £224.00  
31272 CLASS 105 2 CAR DMU BR GREEN HALF YELLOW £77.12  
31273 2 CAR EPB GREEN EMU 5771 £169.50  
314321 F LMS HALF CAR £76.50  
31434 F BRITISH RAILWAYS HALF CAR £73.50  
31465 A C CLASS SOUTHERN £93.50  
31-485 WINDHOFF C BR LATE CREST £87.00  
31531 A2 BR GREEN TRANSMISSION £133.50  
31-575 WINDHOFF MPV NETWORK RAIL £105.00  
31-577 WINDHOFF MPV RAILTRACK £110.00  
31-637 640X PANNIER BR LINED GREEN £75.00  
31654 CLASS 47 NSC KINGS LYNN £104.00  
31656 CLASS 47 TWO TONE GREEN WEATHERED £113.50  
31-6690S CLASS 47 47001 BR BLUE DCC SOUND £179.50  
31669 CLASS 47 BR BLUE WEATHERED £112.50  
31680 CLASS 47 LARGE LOGO BLUE £104.00  
31780 SWITTLAND HALL BR GREEN LATE £119.00  
31782 THURLESTONE HALL BR LATE WEATHERED £114.70  
31783 FOUNTAINS HALL BR BLACK EARLY WEATHERED £114.70  
31-880 LMS 4F £76.50  
31-881 4F BR EARLY TENDER LOCO £76.50



### SPECIAL OFFER BACHMAN INTERMODEL

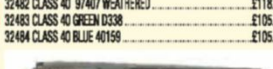
TWIN PACK 37-314 £24.50

31-933 BR COMPOUND £94.50  
31-965 A4 WILD SWAN £94.00  
31-995 BR BRUNSWICK GREEN LMS 10000 DIESEL £75.00  
31204 CLASS 20 GREEN 20141 £172.00  
312080S CLASS 20 BR BLUE WEATHERED SOUND £85.00  
312044 CLASS 20 GREEN TABLET CATCHER £81.50  
31-084 CLASS 560X GWR £96.50  
31-085 CLASS 560X BR BLACK £96.50  
31-1158 CLASS 08 BLUE WEATHERED £92.50  
31-119 CLASS 08 SCHEMWER £75.50  
31-120 CLASS 08 GREEN £75.50  
31-131 GWR 45XX PHAIRE 4539 £75.00



32-154A BRUSH W CLASS £79.95

32-331 CLASS 25 BR GREEN WEATHERED £94.00  
32-389 CLASS 37 COALS RAIL £99.50  
32-391 DS CLASS 37 37796 R FREIGHT COAL SECTOR DCC SOUND £179.50  
32408 CLASS 25/3 BR BLUE £93.00  
32482 CLASS 40 97407 WEATHERED £118.00  
32483 CLASS 40 GREEN D338 £105.00  
32494 CLASS 40 BLUE 40159 £105.00



32-815 CLASS 47 INTERCITY SWALLOW £99.50



32-816 CLASS 47 RAILFREIGHT DISTRIBUTION DIAMOND JUBILEE £93.00



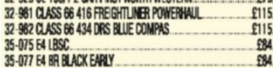
32-817 CLASS 47 NER ROYAL LONDON SOCIETY £93.00



32-858 BR STD CL 9F 92188 BR BLACK LCREST IF WEATHERED £129.50



32-880 LMS 2-6-4T FAIRBURN £129.50



32-925 CL 150V1 2 CAR FIRST NORTH WESTERN £73.25



32-961 CLASS 66 416 FREIGHTLINER POWERHALL £115.00



32-962 CLASS 66 434 DRS BLUE COMPAS £115.00



35-075 F4 LBSC £94.95



35-077 F4 BR BLACK EARLY £94.95



35-078 F4 BR BLACK LATE £96.95



32-3910S CLASS 377 COAL SECTOR SOUND £179.50



NO 23 GWR WATER CRANE £7.15



NO 4 MIDLAND WATER CRANE £7.35



NO 24 LNWV WATER CRANE £7.45



NO 34 LSWR WATER CRANE £8.50



NO 34 LSWR WATER CRANE £8.50



NO 34 LSWR WATER CRANE £8.50

NO 34 LSWR WATER CRANE £8.50

NO 34 LSWR WATER CRANE £8.50

NO 34 LSWR WATER CRANE £8.50



NO 155 BR STANDARD WATER CRANE £7.35



NO 88 LMS AND LNWV PATTERN £5.95



NO 88 LMS AND LNWV PATTERN £5.95



NO 88 LMS AND LNWV PATTERN £5.95



NO 88 LMS AND LNWV PATTERN £5.95



NO 88 LMS AND LNWV PATTERN £5.95



NO 88 LMS AND LNWV PATTERN £5.95



NO 88 LMS AND LNWV PATTERN £5.95



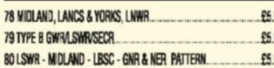
NO 88 LMS AND LNWV PATTERN £5.95



NO 88 LMS AND LNWV PATTERN £5.95



NO 88 LMS AND LNWV PATTERN £5.95



NO 88 LMS AND LNWV PATTERN £5.95



NO 88 LMS AND LNWV PATTERN £5.95



NO 88 LMS AND LNWV PATTERN £5.95



NO 88 LMS AND LNWV PATTERN £5.95



NO 88 LMS AND LNWV PATTERN £5.95



NO 88 LMS AND LNWV PATTERN £5.95



NO 88 LMS AND LNWV PATTERN £5.95



NO 88 LMS AND LNWV PATTERN £5.95

NO 88 LMS AND LNWV PATTERN £5.95

NO 88 LMS AND LNWV PATTERN £5.95

NO 88 LMS AND LNWV PATTERN £5.95

### OO MISCELLANEOUS

89 FIRE BUCKETS AND HANGER £5.25

158 FIRE DEVIL £5.25

159 LARGE STATION NAME BOARDS 2 FOR £5.25



CLASS 67 WESTERN STAR £105.00

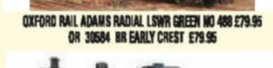


BACHMANN 32381 LTD EDITION CLASS 37 EWS EAST LANCS RAILWAY 37418 £102.50



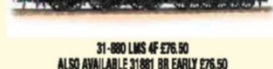
OXFORD RAIL ADAMS RADIAL LSWR GREEN NO 488 £79.95

OR 30584 BR EARLY CREST £79.95



31-880 LMS 4F £76.50

ALSO AVAILABLE 31801 BR EARLY CREST £79.50



NO 80 LSWR - MIDLAND - LBSC - GWR & NER PATTERN £5.95



3 NORTH EASTERN £5.95

4 MIDLAND £7.35

6 GWR CRANKED PLATFORM MOUNT £7.15

8 LANCAS AND YORKS £7.35

11 GREAT CENTRAL £8.35

12 LONDON, TILBURY & SOUTHEAST £7.35

14 SOVERSET AND DORSET PLATFORM MOUNT £6.25

15 SOVERSET AND DORSET FLOOR £6.50

23 GWR WATER CRANE FLOOR MOUNT £7.15

24 LNWV £7.45

26 GREAT NORTHERN FLOOR £7.90

29 NORTH EASTERN PLATFORM £7.90

34 LSWR £6.50

155 BR STANDARD £7.35



31895 BR BRUNSWICK GREEN 10000 £75.00



R3337 4A LIVER JUBILEE COLLECTION £510.50



35075 F4 LBSC OCHRE £94.95

35077 F4 BR BLACK EARLY £94.95

35078 F4 BR BLACK LATE £96.95




31168 LMS 2-4-2T £78.50

31169 BR 2-4-2T £78.50



HORBY R3184 MOTORISED BRIGHTON BELLE £106.95



POSTAGE £4.95 ANY NUMBER OF ITEMS.

SPECIAL 24 HOUR SERVICE

FROM £9.95. EXPORT AT COST

ALL PRICES INCLUDE VAT







# EVERYTHING YOU NEED FOR YOUR DIGITAL RAILWAY

## DIGITRAINS

**Just starting out in DCC and not sure what's available?  
Grown out of your system and thinking of upgrading?  
Getting into sound and want to know the best decoders?**

**DIGITAL COMMAND CONTROL (DCC) is one of the fastest growing areas of the model railway hobby.**

As the first new company to set up as a DCC specialist in the UK, DIGITRAINS now has a decade of hard-earned experience to share. Working in all the popular scales, we are here to guide you through the often daunting process of choosing the best equipment.

We stock a wide range of products as well as offering free advice, a decoder installation service and, we believe, the best DCC 'test drive' facility around.

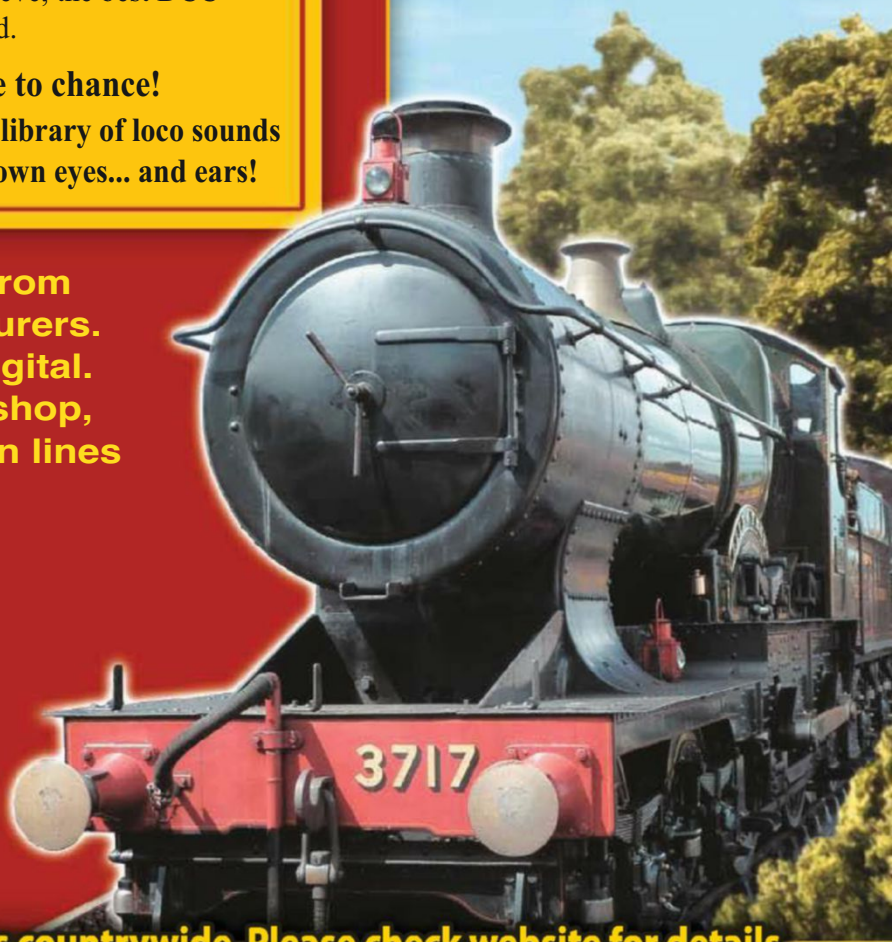
**Don't leave that major purchase to chance!**

**Why not visit our shop? Our comprehensive library of loco sounds can be demonstrated in front of your very own eyes... and ears!**

**We stock 1,000s of products from more than 30 leading manufacturers. And don't worry if you're not digital. We're also a traditional model shop, holding all the major ready-to-run lines**



- **Try before you buy**
- **Expert advice**
- **Great service**
- **Experience**
- **Major brands**
- **Worldwide mailing**




**We regularly attend railway shows countrywide. Please check website for details**

**15 Clifton Street, Lincoln LN5 8LQ  
01522 527731**

**[www.digitrains.co.uk](http://www.digitrains.co.uk)  
[enquiries@digitrains.co.uk](mailto:enquiries@digitrains.co.uk)**





# Cobalt 90° Adapter

**The simplest way to reduce mount depth  
& increase Cobalt installation versatility.**

Cobalt iP Digital & the Cobalt family are already the easiest-to-install and most reliable turnout motors available, but now and again, modellers who are short of space or between-baseboard headroom have asked us if we were able to find a way for them to mount them differently.



We listened... and Cobalt DCP-RA3 is our answer.

Packed in 3's and provided with all of the nuts and bolts you will need to mount them, these economical all-metal mounting adapters are simple to fix onto the mount points you would normally use for under-board installation...

Once they are mounted, Cobalt's drive system is rotated 90 degrees and its mount depth is reduced to a comfortable 40mm... a reduction of 27mm compared to a standard installation!

Cobalt is then secured to the baseboard with the screws provided... using the alternative mount positions that we had already built-in!

Easy to use - and effective!



## TOP TIP:

The Cobalt 90° mounting adapters are also very useful for assisting you with above-board mounting of Cobalt motors in your fiddle yards and hidden areas.

Cobalt point motors and all other DCCconcepts products are distributed world-wide by DCCconcepts Pty. Ltd  
3/13 Lionel St, Naval Base WA 6165 Australia P+61 8 9437 2470 F+61 8 9437 2471 [www.dccconcepts.com](http://www.dccconcepts.com)

DCCconcepts welcomes Retailer & Distributor enquiries. In the UK, DCCconcepts products are distributed by Gaugemaster Controls Ltd., Ford Rd, Arundel BN18 0BN Ph. +44 1903 884 488 [www.gaugemaster.com](http://www.gaugemaster.com)



## FINESCALEBRASS

Limited special offer a fully finished 12V R.T.R gauge 1 (1/32nd) LMS or BR liveried Jubilee locomotive & 4000 gallon tender for less than the price of an O gauge model. The model measures 630mm x 130mm x 90mm



Constructed from brass & stainless steel with helical gearbox, lined, cab detailed, wheels blackened, named & numbered from stock or to your choice (long fire box only)

£1850.00 fully finished, Radio control £400.00, showcase £180.00  
Prices include VAT, insured delivery, no extra charge for credit cards

Finescalebrass (UK) Ltd, Unit 5, Matrix Court, LEEDS, LS11 5WB. TEL 01132761759

EMAIL [john@finescalebrass.co.uk](mailto:john@finescalebrass.co.uk)

Check our website for other models, [www.finescalebrass.co.uk](http://www.finescalebrass.co.uk)

# WANTED

## MODEL RAILWAY & COLLECTABLES

### Top Prices Paid

*For all makes, all gauges and live steam,  
aeroplane kits, boats, die cast etc.*

### Instant cash paid

*Will travel to collect*



**01775 630479**

**07723 336344**

**email: [dbmodels@live.com](mailto:dbmodels@live.com)**

4 Wheatsheaf Court, Deeping St Nicholas, Spalding, PE11 3TH



# Olivia's Trains of Sheffield

'OO' Gauge UK DCC  
Sound Specialists.



25a Mansfield Rd,  
Intake, S12 2AE

Extensive UK sound library utilising the Loksound decoders.

DCC/ Sound Fitting Whilst You Wait.



Heljan Class 58's Available Now.

Bachmann Class 66 111 Available Now!



Heljan EM2 Class 77 / EM1 Class 76 - Available Now.



Heljan "Falcon" 4 Versions.



Heljan "Kestrel" Available Now.



Dapol Class 73's  
Available Now.



Coming 2016 - Class 73 In EW&S, Fragonset & Network Rail.  
pre-order now!

For More details on the above & all our stock visit:


[www.oliviastrains.com](http://www.oliviastrains.com)

Tel: 0114 3216 160 Tel: 0114 2647 449 Mob: 0755 7126 651

e-mail: [oliviastrains@blueyonder.co.uk](mailto:oliviastrains@blueyonder.co.uk)







GREAT RAIL  
JOURNEYS

# DISCOVER MORE OF WALES ON AN ESCORTED TOUR

Enjoy a fantastic tour of North Wales, based in charming Llandudno. From here we explore the historic steam railways and impressive castles found along the coastline of this beautiful and mountainous region of Wales.

## RAILWAYS & CASTLES OF WALES

**Day 1. Llandudno.** Our holiday begins as you meet your Tour Manager in Llandudno where we stay at the Dunoon Hotel. Tonight we meet for a drink, reception and dinner in the hotel's award-winning restaurant.

**Day 2. Railways and Portmeirion.** Today we head along the coast to Caernarfon where we join the narrow-gauge Welsh Highland Railway into the foothills of the Snowdon Mountains to Beddgelert. Here, we coach to Portmeirion, a fascinating and colourful holiday village, famous as the setting for the television series 'The Prisoner'. After a guided tour, we join the narrow-gauge Ffestiniog Railway for a trip through wild and striking countryside to Blaenau Ffestiniog, a town with a proud industrial heritage found at the heart of the Snowdonia national park.

**Day 3. Caernarfon Castle & Snowdon by steam.** Our day begins with a guided tour of the dramatic Caernarfon Castle, a UNESCO World Heritage site and one of the most impressive of Wales's castles. We then travel across the Llanberis Pass to Llanberis, where we visit the National Slate Museum, housed in the Victorian workshops. Later we board the Snowdon Mountain Railway which climbs to the summit of Snowdon at 3494 feet, offering incredible views of the surrounding mountain range. This railway line dates back to the late 19th century, with one of the carriages, the Snowdon Lilly, built on the original chassis and bogey from the original carriage of 1896.

**Day 4. At leisure in Llandudno.** Today you have the day to discover Llandudno. Found on the Creuddyn Peninsula, Llandudno is an

idyllic seaside resort with a delightful pier and nostalgic Victorian houses stretched across the seafront. In the evening, a guest speaker from the Llandudno Civic Society takes us back through the diverse tales and history of Llandudno.

**Day 5. Conwy Castle and Bodnant Garden.** This morning, our excursion takes us to the impressive Conwy Castle. A well-preserved castle dating back to the 13th century, a guided tour reveals its intriguing history. Our next visit is to Plas Mawr, a historical Elizabethan townhouse in immaculate condition. Plas Mawr lies in the heart of the walled town of Conwy and was built for the Welsh merchant Robert Wynn between 1576 and 1585. We then move on to Bodnant Garden which features 80 acres of landscape including a beautiful wild garden. Tonight, we enjoy a 'Taste of Wales' farewell Gala dinner.

**Day 6. Homeward bound.** After breakfast, our tour comes to an end and you are free to depart Llandudno at your pleasure.



6 DAYS FROM  
**£645**

## INCLUDED IN THE PRICE

- Fully escorted by a UK Tour Manager from start to finish
- All transfers as described
- 5 nights' hotel accommodation at the Dunoon Hotel in Llandudno
- 10 meals including 5 breakfasts and 5 dinners including a 'Taste of Wales' farewell Gala dinner
- Welsh Highlands Railway through the foothills of the Snowdon Mountains
- Excursions
- Visits to Portmeirion, the Plas Mawr townhouse, Bodnant Gardens and the National Slate Museum
- Tours of Caernarfon and Conwy Castles
- Guest speaker from the Llandudno Civic Society

## DEPARTURES

21 APR 17	£645	26 JUN 17	£755
8 MAY 17	£695	3, 8 JUL 17	£745
18 MAY 17	£745	17 JUL 17	£725
23 MAY 17	£750	9, 14, 31 AUG 17	£695
2 JUN 17	£755	11 SEP 17	£755
16 JUN 17	£750	18 SEP 17	£745
21 JUN 17	£755	6 OCT 17	£645

Deposit £150 per person. Single supplement from £50.

**BOOK NOW** or request a free brochure ☎ 01904 734 309

Our UK tour advisors are here 7 days a week 🌐 [www.GreatRail.com/WDS](http://www.GreatRail.com/WDS)

Book with 100% confidence, flight-inclusive holidays are ATOL protected, non flight-inclusive holidays are protected by ABTA. Dates and prices are subject to availability. Prices shown are per person, based on 2 people sharing. Prices may change prior to and after publication. Itinerary may differ depending on the departure date you choose. Terms and conditions apply. Please call for further details. Calls will be recorded.







**GET THE  
PERFECT  
PRESENT**  
*Ever one*

**GREAT GIFTS FOR JUST £24.99 OR LESS**

## ONE LESS STRESS THIS CHRISTMAS!

A magazine subscription is a thoughtful and inspiring gift that your loved ones can enjoy all year. We have over 60 brilliant magazines to choose from, so there is something for every passion and hobby!



- *Grazia* for fashionistas
- *Car* for petrolheads
- *Modern Gardens* for garden lovers
- *Empire* for film buffs...

It's easy! Simply order today – we'll send you a FREE e-card with every order, and your gift will arrive straight after Christmas.



**FOR QUICK AND EASY ONLINE ORDERING, VISIT**  
**WWW.GREATMAGAZINES.CO.UK/XMASGIFT**  
**OR CALL 01858 438884**  
**QUOTING JOY1**

Terms & Conditions: The number of issues for £24.99 will vary by title. You cannot renew any existing subscription on this offer. Payments can be made by credit/debit card or PayPal. Offers close on 28th December 2016. Offers cannot be used in conjunction with any other offer. Calls from a BT landline will cost no more than 4p a minute. Call charges from other landline providers or mobile phones may vary. Order lines open 9am-9.30pm (Mon-Fri), 9am-4pm (Sat), UK orders only. For overseas orders please phone +44 (0)1858 438828. Calls may be monitored or recorded for training purposes. For our full terms and conditions go to [www.greatmagazines.co.uk/offer-terms-and-conditions](http://www.greatmagazines.co.uk/offer-terms-and-conditions).

## THE SOUTH'S MAJOR SHOWCASE OF MODEL ENGINEERING & MODELLING



**A GREAT DAY OUT FOR ALL AGES**

Great Hall  
Alexandra Palace  
London N22 7AY

**FRIDAY 20th -  
SUNDAY 22nd  
JANUARY 2017**

**10am-5pm Fri & Sat, 10am-4.30pm Sun**

Last entry Friday & Saturday 4.00pm Sunday 3.00pm.  
The Model Active Zone will close at 3.30pm on Sunday.

### MEET THE CLUBS AND SOCIETIES

- Over 50 national & regional clubs and societies attending
- See nearly 2,000 fantastic models on display
- Exciting demonstrations



Sponsored by  
**ENGINEERING  
in Miniature**

Join us on



London Model  
Engineering  
Exhibition

Follow us on



@MeridienneEx

### LOTS TO SEE AND DO

- Model trains, boats & tanks
- Passenger carrying locomotives
- Radio control planes & trucks in fabulous Model Active Zone
- Meccano, Horology & more...

**OVER 55 LEADING SPECIALIST  
SUPPLIERS PRESENT.  
EVERYTHING HOBBYISTS  
NEED UNDER ONE ROOF!**

**Car Parking for 1,500 Vehicles & FREE Showguide**

### BOOK YOUR TICKETS NOW

**ALL ADVANCE TICKET SALES  
CLOSE ON 12th JANUARY.**

TICKET	ONLINE TICKETS*	FULL PRICE TICKETS**
Adult	£10.50	£12.00
Senior Citizen	£9.50	£11.00
Child (5-14 yrs)	£3.00	£4.00

\* Tickets are available via our website at discounted prices until 12th January 2017.  
\*\* Full price tickets are available on the day from the ticket office.

**For groups of 10 or more, 10%  
discount applies. Quote GRP10 online.**



[www.londonmodelengineering.co.uk](http://www.londonmodelengineering.co.uk)



Organised by Meridienne Exhibitions Ltd  
All information subject to change, correct at time of printing.







## OptiVISOR

The precision binocular magnifier that leaves both hands free

### OptiSIGHT™

The OptiSIGHT magnifying visor provides hands-free magnification for more accurate and efficient viewing. The visor tilts up for normal viewing, or down for magnification. OptiSIGHT™ brings work closer into focus, reducing eye strain and fatigue. Available in blue or green, constructed from plastic with optical grade acrylic prismatic lenses.



Supplied with 3 lens plates (1.75x, 2x & 2.5x).

**NEW**  
**£29.95**

### OptiVISOR

A professional quality headband magnifier which has been used by thousands of modellers for the past 30 years. The prismatic glass lenses are ground and polished to precision optical standards, bevel edged and mounted in an interchangeable plastic frame.



from  
**£49.95**

Supplied with 1 lens plate, choose from (1.5x, 1.75x, 2x, 2.5x, 2.75 & 3.5x).


Order the **OptiVISOR** with the **VisorLIGHT** for £76.90 and receive a **FREE OptiLOUPE**. Quote **MODEL RAIL** for **FREE POSTAGE**

OptiVISOR (with one lens plate)	£49.95
OptiLOUPE	£12.95
VisorLIGHT	£26.95
Spare Plate	£29.95
OptiSIGHT (with three lens plates)	£29.95

Viking Optical Centres

With shops in Glasgow, Edinburgh & Halesworth

Mail Order: **01986 875315** [www.vikingopticalcentres.co.uk](http://www.vikingopticalcentres.co.uk)  
Blyth Road, Halesworth, Suffolk, IP19 8EN Tel: **01986 875315**



## P. D. K. MODELS

Brass and Nickel Silver locomotive kits. Suitable for 'OO' and 'EM'.



PDK 63. LNER P2 2-8-2 'Earl Marischal'. £135-00

Brass construction with Nickel Silver chassis. Rolled boiler. Whitmetal and Brass detail parts. Nickel Silver valve gear. Sprung buffers etc. (Wheels, Motor & Gearbox not included)



PDK 62. NE/LNER/BR 'B16/1' 4-6-0. £112-00

Brass construction with Nickel Silver chassis. Rolled boiler. Whitmetal and Brass detail parts. Nickel Silver valve gear. Sprung buffers etc. (Wheels, Motor & Gearbox not included)

### AVAILABLE NOW

PDK 4a - SR/BR Original Merchant Navy Series 1, 21C1/2.....£120-00

PDK 54 - GNSR/LNER/BR D40 4-4-0.....£101-50

**COMING SOON** - LNER P1 2-8-2 (Awaiting Test Etchings), SR/BR H15 4-6-0 (1924 type), GWR/BR 56/66xx 0-6-2t, SR/BR D1 & E1 4-4-0's, SR/BR Z 0-8-0t, LNER Sir Sam Fay.

### Professional Building Service Available. Price On Application.

As well as our own kits we will consider other manufacturers kits. Please visit the gallery pages on our website for examples.

Please visit our website at [www.pdkmodels.co.uk](http://www.pdkmodels.co.uk) for further details.  
We now have the facility for online payments.  
(Free list available with S. A. E.)

C/O 8, Rame Terrace,  
Rame Cross,  
Penryn, Cornwall  
TR10 9DZ.  
Tel: 07732 213251.  
E-Mail: [pdkmodels@hotmail.co.uk](mailto:pdkmodels@hotmail.co.uk)

Please keep an eye on our website for an imminent change of address

Now available - List of **Detailing Parts**, including Chimneys. Download from the website or send an SAE.

Recorded Postage **£5.00** on Loco kits and **£3.50** on Tender Kits.

# KEMPTON PARK TOY and TRAIN FAIR

**At: Kempton Park Racecourse,  
Staines Road East, Sunbury on Thames,  
Middlesex TW16 5AQ  
M3 Jct 1 onto A308**

**On Sunday 4th December 2016  
10.30am - 3.00pm**

**Adults - £4.00, Children - £1.00  
Concessions - £3.50**

**Early Entry Buyers - £10.00 (8.30am onwards)**

Approx 200 tables of toy and model dealers, buying, selling and part exchanging a wide variety of collectables including:  
Model Railways, Models Cars and Buses, Scalextric, Dolls and Teddy Bears, White Metal, Aircraft, Display Cabinets, Memorabilia and much much more

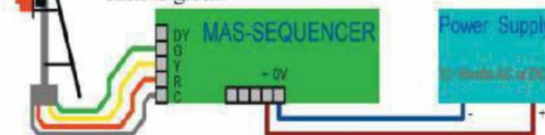
**For information and booking details  
please contact Russell Martin on  
023 9238 1529 or 07957 823507**

## HEATHCOTE ELECTRONICS

**detection control effects**

The MAS-SEQUENCER controls 2, 3 or 4 aspect LED signals. After passing the signal the train is detected with the MAS-SEQUENCERS built in infra red detection. This causes the signal to change to red. The MAS

-SEQUENCERS adjustable timer now starts changing the signal to yellow, (then double yellow for 4 aspect) and back to green.



The diagram shows the simplicity of the wiring. A terminal is also provided for Manual override to red for stations and junctions. Lines with more than one signal use IRDASC-4 units to control the other signals. A single wire from the MAS-SEQUENCER to the IRDASC-4 synchronises the aspects of the signals. Units are compatible with conventional and DCC control.

For working Dapol semaphore signals automatically we have the Semaphore-Sequencer. This detects trains approaching the signal, changes the signal to clear and starts an adjustable timer. At the end of the timing interval the signal returns to danger.

**MAS SEQUENCER £17.00 SEMAPHORE SEQUENCER £17.40  
p & p £3.80 per order**

*Payment by cheque credit/debit card, paypal or postal order.*

See our informative website for more information about our large range of signal controls.

**[www.heathcote-electronics.co.uk](http://www.heathcote-electronics.co.uk)**


email: [cah@heathcote-electronics.co.uk](mailto:cah@heathcote-electronics.co.uk) phone/fax: 01538 756800  
Heathcote Electronics, 1 Haydock Close, Cheadle Staffs, ST10 1UE



## YouChoos DCC Sound


### LET'S MAKE SOME NOISE!

Choose from 100+ British sound projects developed by YouChoos for ZIMO




Designed for easy & intuitive control

The full Zimo range, sound and non-sound, speakers, controllers, programmers



YouChoos lighting products, Stay-alives, wide range of cube speakers, mini-connectors & more

Enabling you to make your models special!



Meet us at Warley  
NEC Birmingham  
26th & 27th November

0844 7725052  
www.YouChoos.co.uk john@youchoos.co.uk

## SAWYER MODELS

sawyermodels@earlestown @SawyerModels



27 BRIDGE STREET, EARLESTOWN,  
NEWTON-LE-WILLOWS, MERSEYSIDE, WA12 9BE

Earlestown has deep roots within the history of today's modern railway. Home to the Vulcan foundry where engines as Deltics and LMS engines were built, the Viaduct Wagon Works where freight wagons were built and more recently, Earlestown has become home to Sawyer Models.

Opened in May 2014, Andrew Sawyer welcomes Loco enthusiasts from across the nation. With a full DCC installed working layout, Sawyer Models provides a great selection for advanced collectors and for those who are just getting started.

Situated on Bridge Street, Sawyer Models are OPEN Monday to Wednesday and Friday to Saturday 10am to 5pm CLOSED Thursdays and Sundays with FREE parking throughout Earlestown and only a 2 minute walk from Earlestown train station.




01925 227835 • sawyermodels@hotmail.com  
**www.sawyermodels.co.uk**

## Books from Strathwood


### NEW Released 10 November

Looking back at  
**CLASS 31  
LOCOMOTIVES**




Kevin Dennis  
Strathwood

Looking back at  
**CLASS 33  
LOCOMOTIVES**



Kevin Dennis  
Strathwood

Looking back at  
**TYPE 5  
HEAVY FREIGHT  
LOCOMOTIVES**



Kevin Dennis  
Strathwood

**£19.95  
EACH**

Limited print runs of 1000 copies only, these all new 96 page hardbacked volumes are in full colour within the much acclaimed Looking back at series.

Each title is packed with over 150 superb colour photographs depicting each class from their introduction up to the Millennium. Looking back at Type 5 Heavy Freight Locomotives covers Class 56, 58, 59 & 60 in addition we look at the arrivals of Classes 66 & 67 and what might have been with prototypes such as HS4000 Kestrel.

**All three volumes are a must for your collection at £19.95 each.**

Postage & Packing within the UK is £2.95 on all orders, overseas please add £7.95 per title.

Regret Looking back at Sulzer Locomotives,  
Looking back at Peaks,  
Looking back at Class 40 Locomotives,  
Looking back at Class 24 & 25 Locomotives now all SOLD OUT

### Strathwood

9 Boswell Crescent, Inverness IV2 3ET  
**TELEPHONE ORDERS  
01463 234004**

Payment: Visa/Mastercard or Sterling Cheque drawn on a UK Bank.  
**Order via post, telephone or internet.**  
All UK orders please add £2.95 P&P

**www.strathwood.co.uk**




## NEW for modellers

from

**Ian Allan**  
PUBLISHING

*Aimed everyday modellers, an inspirational and helpful guide to creating stunning backscenes for model railway layouts, written by a master of the craft*



### CREATING A BACKSCENE A Railway Modelling Companion

Paul Bambrick &  
John Ellis-Cockell

Hardback  
297mm x 210mm 244pp  
978 0 7110 3842 4 £30.00

'You do not need to be an artist to do this' - that is the message from author Paul Bambrick in his masterful new book on creating realistic backdrops for model railway layouts. He assures modellers that if they are capable of building a model railway, they have all the necessary skills for create a quality background to enhance the layout.

He has provided a practical guide, moving from theory to method and the provision of a whole range of techniques and guide examples to show how anyone can, with some application and dedication, achieve a very well observed end result.

Illustrated throughout with both helpful and inspirational photographs, this is a book that all railway modellers should have on their bookshelf.



AVAILABLE from

Follow us...



- From our website at [www.ianallanpublishing.com](http://www.ianallanpublishing.com)
- From our bookshops in London and Birmingham

## just-tracks 4mm Finescale Trackwork



**Handmade Trackwork**  
Layout Design/Construction

**Tel: 01793 881515**

**Email: [info@just-tracks.co.uk](mailto:info@just-tracks.co.uk)**

**[www.just-tracks.co.uk](http://www.just-tracks.co.uk)**

PROFES  
Est. 52  
years

ATIONAL POINTMAKERS FOR FIFTY TWO YEARS - GAUGES 1,0 (Fine & Coarse Scales SM 32, 00)

## MARCWAY

### POINTWORK

**RENOWN FOR QUALITY UNRIVALLED EXPERTISE IN TRACK AND POINTWORK**

**Ranges available in gauges 1, 0, SM32, 00, EM, HO 0-16.5.**  
All are ready to run and spray finished. SAE or phone for leaflet.

**MARCWAY 0 Gauge Pointwork**  
Handcrafted with code 125 bullhead nickel silver rail matching Marcway, Peco and C&L 0 gauge track. Built as per all our ready to run pointwork ranges with live frogs, are self isolating and rail built throughout with no cast or moulded parts. Extensive standard range including 3 ways, slips, crossings, curve points etc. L & R point start at £47.50.  
Introduction offer 4x72" or 48" points £170.00

**MARCWAY 00 & EM Pointwork**  
Handcrafted in either 00 or EM gauges with code 75 nickel silver Bullhead rail and to match to SMP Scaleway track. The 00 range are built to take Hornby, Bachmann, Lima as well as finescale wheel standards EM are set to the normal fine settings. Range includes slips, 3 ways, curve points etc. Construction & finish as per 0. Prices start at £27.50 for L or R.  
Introductory offer 4 or L or R, hand 36" or 48" points for £98.00.

S  
M  
P

& MARCWAY

SCALE FLEXIBLE TRACKS

Injection moulded plastic based. Finely detailed and proportioned to capture bullhead trackwork of the British Steam era.

0 Gauge 0 Track 125BH Rail Nickel Silver. Box of 10 yards.....	£75.00
J Scaleway 00 Track 75BH Nickel Silver Rail. Box of 10 yards.....	£46.50
K Scaleway 00 Track 75BH Phosphor Bronze Rail. Box of 10 yards.....	£46.50
L Scaleway EM Nickel Silver Track 75BH Box of 10 yards.....	£46.50
M Scaleway EM Phosphor Bronze Track 75BH Box of 10 yards.....	£46.50
P4 18.88 - 19.33 75BH Rail. Boxes of 10.....	£49.00

**SLEEPING, RAILS, GAUGES, TEMPLATES, KITS ETC, ETC.**  
[www.marcway.net](http://www.marcway.net)

Custom Pointwork

We construct custom pointwork & junctions in any gauge to your required specifications. All gauges from 1 to 009 including Dual Gauge & American 0 & Narrow Gauges.  
PHONE MARC ON 01709 542951 (not always manned)  
TECHNICAL & CUSTOM POINTWORK

POSTAGE EXTRA COST.

MARCWAY

SCALE MODELS

Open 10-5 - 6 days for more information go to [marcway.net](http://marcway.net)

Tel: 0114 2449170

Phone or Post your order. Full Marcway Pointwork list

HORNBY & SCALEXTRIC MAIN AGENTS Peco - Farish - Gauguemaster - Bachmann etc. Sets, Train Packs Locos and Rolling Stock. Track Controls and Accessories etc. Also modellers tools, airbrushes, paints, plastic, metal and wood section and sheet.  
Secondhand equipment bought and sold. Vast selection combined with helpful & friendly service - Free technical advice by phone or in store

SITUATED 2 MILES FROM M1 JUNG 34 (Meadowhall Exit) 200yds from Attercliffe Tram Stop  
Visit our spacious shop - vast selection of equipment in all gauges

598-600 ATTERCLIFFE ROAD, SHEFFIELD S9 3QS

EM, NARROW GAUGES ETC. - SAE OR TELEPHONE FOR LEAFLET

Technical & Pointwork:  
01709 542951





Ellis Clark Trains  
Unit 13 Baildon Mills  
Northgate, Baildon  
Shipley, West Yorkshire, BD17 6JX

[f](#) [t](#) [p](#)

## WANTED

Top prices paid for your collections  
of model railways, diecast & tinplate

For more info call Ellis on 07799 554491

- ✓ Call, email or post a list
- ✓ All makes, gauges and ages considered
- ✓ British, Continental and American
- ✓ All gauges of kit/scratch built and live steam
- ✓ Diecast and tinplate cars, lorries, buses, planes, soldiers
- ✓ Payment in your preferred method
- ✓ Happy to travel nationwide and view or collect
- ✓ Large collections a speciality
- ✓ Friendly and professional service

NEW e-commerce website coming soon

T 01274 809317  
M 07799 554491  
E [ellis@ellisclarktrains.com](mailto:ellis@ellisclarktrains.com)  
W [ellisclarktrains.com](http://ellisclarktrains.com)

## GIFTS FOR THE RAIL ENTHUSIAST

Personalised Railway Totems  
made to order from  
**£12.95** + p&p



YOUR WORDING HERE

YOUR WORDING HERE

YOUR WORDING HERE

*Where will your journey take you...?*

[www.offtherailsonline.com](http://www.offtherailsonline.com)  
Tel: 01903 751700

**FMR FRIZINGHALL MODELS & RAILWAYS**

*The Modeler's Choice*

### Peco Turntables & Drives

Turntable Kits  
"00" £47.50 (LK-55)  
"N" £17.00 (NB-55)  
Motor Drive Kits  
"00" £22.99 (TTD00)  
"N" £22.99 (TTDN)

Manual Drive Kits  
Kit2 (up to 12" from baseboard edge to turntable centre. Fits "00" or "N".....£24.95  
Kit2a Extension (increases Range To 25")...£4.99

Well Type - requires sinking into baseboard.  
Motor & manual kits are specifically for Peco turntables and provide no means of setting track alignment but the slow operation allows visual alignment. Full instructions provided.

### ATLAS TURNTABLES

AL2790 "N" T/Table £35.99  
AL2791 "N" Motor £31.50  
AL305 "00" T/Table £43.50  
AL304 "00" Motor £43.50

Ready made \* 21 possible track positions \* Deck Length:  
"N" = 7.5" "00" = 9"

FMR "00" Gauge Exclusive Limited Edition by Bachmann  
Shell-Mex Tank  
Pristine £13.50  
Weathered £15.99

### FMR Model Services

Want to personalise your loco?  
Then we can help.  
We offer a range of services.  
Quality workmanship by experienced people

Weathering  
Rename/Renumber  
DCC Decoder Fitting  
DCC Sound Fitting

### Model-IT

For use on 12-16v supply

Working "00" gauge Lights & Signals fitted with LED's

Colour Light Signals  
Two Aspect Home £6.99  
Three Aspect Home/Distant £7.99  
Colour Light Ground Signals  
Two Aspect Home £4.99  
Three Aspect Home/Distant £5.99

2 x Pendant Lamps £3.99 (in buildings, under canopies etc)

Victorian Station or Street Lamp (green, blue or Red) £2.99 (70mm High)

Double Platform Lamp (green, blue or Red) £3.29 (88mm High)

Swan Neck Lamp LMS/BR £3.19 (50mm High)

Swan Neck Street Lamp £2.99 (45mm High)

Yard Lamp £6.99 (110mm high)

Coming soon "Plug-IT" the simple no soldering connection system

N GAUGE RANGE

Swan Neck Lamp GWR/BR £2.99 (45mm High)

Swan Neck Lamp SR/BR £2.99 (50mm High)

Swan Neck Street Lamp £2.99 (30mm High)

Victorian Street or Platform Lamp (green, blue or red) £2.49 (50mm High)

Curved Street or Platform Lamp (green, blue or red) £2.39 (45mm High)

Modern Street or Platform Lamp £2.79 (Adjustable up to 100mm)

Freight Yard or Car Park Flood Light £7.99 (115mm High)

Gas Lamps (pair) £2.99 (Adjustable up to 45mm high)

Wall Mount Lamp £2.29

Postage : up to £25 order value is £2.99 ,over £25 value is £4.99

[www.modelrailshop.co.uk](http://www.modelrailshop.co.uk) Tele: 01274 747447  
UNIT 3C, HILLAM ROAD, BRADFORD, W.YORKS, BD2 1QN

## EXPRESSWAY MODELS

Your model shop on the

**SOUTH DEVON RAILWAY**  
BUCKFASTLEIGH · STAVERTON · TOTNES

*Just the ticket!*

We're open every Wednesday to Sunday in November and December (plus Monday 19th and Tuesday 20th December), from 10am to 4pm.

Call us or drop in!

Buckfastleigh Station, Devon TQ11 0DZ  
[www.southdevonrailway.co.uk](http://www.southdevonrailway.co.uk)  
01364 643113

[f](#) [t](#)



## SouthWest digital

Distributor for the UK



Trade welcome



# As real as it gets!

Crystal clear digital sound

Photos: Chris Perkins

**New YouTube channel, see website for details**  
**ALL products come with a 2 year warranty and FREE return postage**

**Close your eyes and you're there!**

UDRIVE

responsive sound algorithm  
 The highest quality sounds in all gauges. A wide range of responsive steam and diesel sounds developed for the all new UDRIVE



Test drive the latest loco sounds with stunning clarity at SWD – call now for more info

**T: 01934 515382    info@swd4esu.co.uk**  
**www.southwestdigital.co.uk**



## Saturday 26th November 2016

### Train & Toy Sale - The Benn Hall, Rugby at 10.00am

- ❖ **Hornby Dublo** - 3226 rare **City of Liverpool** boxed. Good selection including EMU, Super detail coaches & rolling stock.
- ❖ **Trix** - Southern EMU & Southern locos.
- ❖ **Wrenn** - Excellent selection including W2276X/5P Exeter, W2264X City of Wells, W2268 Plymouth, W2275 Hurricane 5 pole, W2414 City of Nottingham, limited editions & many more...
- ❖ **Exley 00 Gauge Fulgurex** - Excellent selection of Locos & coaches including many rarely seen regional coaches NER, LNWR, CR etc..
- ❖ **Hornby 0 Gauge** - Rare Argentine Export 20 volt Tank FCS maroon in E320 Argentine box, green version of the No.0 Streamlined Loco/Tender & a range of English & French Hornby.
- ❖ **Large collection** - Steam Engines by Bowman, Walmar, Latimer, Mersey, SEL & other pre/post war manufacturers including many rare items.

Next Sale at Thornaby, Friday 16th December 2016 - Model Train Sale

## The World's Largest Train Auction House

► Fleck Way, Thornaby, Stockton on Tees. TS17 9JZ

**www.vectis.co.uk** email: admin@vectis.co.uk

Tel: 01642 750616


Oxford Office, Unit 5A, West End Industrial Estate, Witney, Oxon. OX28 1UB - Tel: 01993 709424



COLLECTABLE TOY SPECIALISTS


View all our catalogues and online bidding at [vectis.co.uk](http://vectis.co.uk) and [invaluable.com](http://invaluable.com)

### Harburn Hobbies Special Editions




Bachmann 00

West Highland Line Coach Pack (2 TSOs + 1 BCK) only £115.00




Oxford Die-Cast 00  
TX4 taxi 'Irn-Bru' only £4.25



Bachmann 00  
'Devlin's Trawlers Granton' £14.50

Only £10.95


Out NOW!





OXFORD

Oxford 00 'Edinburgh Collieries' 7-plank wagon £10.95

Coal load for Oxford/Bachmann 7-plank wagons  
 Harburn Hamlet FL184 - £4.99



Harburn Hobbies, 67 Elm Row, Edinburgh EH7 4AQ  
 0131 556 3233        [www.harburns.co.uk](http://www.harburns.co.uk)    

# TRAIN-TECH

# NEW PRODUCTS!

- SIGNALLING
- POINT CONTROL
- SPECIAL EFFECTS

And a new easy way to control your layout - DC or DCC!

All launched at Warley, but to find out even sooner just email, call or mail your details and we will send you our FREE new 16 page brochure in advance!

See us at  
Spalding & Warley



## Train-Tech

Model Technology Made Easy

www.Train-Tech.com

01953 457800 / [sales@dcpmicro.com](mailto:sales@dcpmicro.com)

DCP Express  
 Bryon Court  
 Bow Street  
 Great Ellingham  
 NR17 1JB, UK



**TOWNSTREET** MODEL ARCHITECTURE AT ITS FINEST  
NEW "OO" GWR COALING STAGE £67.50

From the stoniest range that brings realism to your layout.


A selection of our kits include:

Citadel Station.....	£97.50
North Light Engine Shed.....	£69.50
LNWR 'Coal Hole'.....	£55.00
Large Signal Box.....	£52.00
Concrete Ash Plant.....	£69.50
Concrete Coaling Plant.....	£69.50
Louvre Roof Engine Shed.....	£69.50
Stone Stations.....	from £49.50
Brick Station.....	from £39.50
Brick/Stone Water Tower.....	£22.50
Brick/Stone Goods Shed.....	£49.50
Brick/Stone Engine Shed.....	from £43.50
Brick/Stone Signal Box.....	from £39.50
Sand House.....	£36.50

**PLEASE ADD £4.60 P&P**

60 page "OO" catalogue. Full of buildings, bridges, platforms and ideas for your layout £3.80 post free.

**TOWNSTREET**  
6 KIRKILL, BLENCARN,  
Nr. PENRITH, CUMBRIA CA10 1TZ  
MAIL ORDER ONLY PLEASE  
MON TO FRI 2-8pm  
Tel: 01768 88456



**NEW!** Laser Cut Real Wood Sleepers

OO / 4MM / 1:76

Available in 4, 3 & 2 hole designs to suit all regions & eras!

Perfect for detailing lineside scenes!

4 Hole - LX080, 3 Hole - LX085, 2 Hole - LX084

**Pack of 52 Sleepers - £4.99 + P&P**

**scalemodelscenery**  
Tel: 01530 456952  
.co.uk



## PETER'S SPARES

**MODEL RAILWAY LIMITED MAIL ORDER & REPAIR SPECIALISTS**



**GAUGEMASTER**  
**HORNBY** **HELJAN**  
**BACHMANN** **dapol**

- ❖ New & Used Hornby Spare Parts
- ❖ Our own spare parts made in China
- ❖ Locomotives and Rolling Stock
- ❖ Plastic Kits
- ❖ Paints
- ❖ Tools & Glues
- ❖ Digital Decoders & Controllers
- ❖ Locomotive Detailing Parts
- ❖ Mega Steam Smoke Fluid
- ❖ Tracks & Train Sets
- ❖ We have it all at Peters Spares

**NEW & USED MODEL RAILWAYS**  
Specialist in Model Trains since 1994 - Servicing, Repairs & DCC Decoder Fitting  
2J Brighthouse Business Village, Riverside Park, Middlesbrough, Cleveland TS2 1RT

**TEL: 01642 909794**  
Open Mon-Sat 10am-5pm

**Web: www.petersspares.com**  
Email: sales@petersspares.com

**PECO**



# The Airbrush Company Ltd

Compressors Ideal for Travel

## SPARMAX<sup>®</sup>

## ARISM VIZ

**SILVER BULLET™ Plus**



**2 in 1**

Moisture Trap  
with a built-in  
Bleed Valve

Included with  
Arism Viz  
or available separately.



**SMART STOP**  
Power Saving Function

Pauses compressor when  
airbrush is placed into holder,  
restarting when taken off again.



Quiet DC motor for universal mains usage, coupled with its small size it is ideal for travel. Separate battery packs & charger for when you're on the move.

[www.Airbrushes.com](http://www.Airbrushes.com)

01903 767800

[sales@airbrushes.com](mailto:sales@airbrushes.com)



**Possibly Hampshire's  
Largest Stockist  
of Model Railways,  
Die-Cast,  
Books,  
Magazines,  
Scalextric  
and much  
more.**



Monday: Closed  
Tuesday to Saturday: 9.00am to 5.00pm  
Sunday: see website / call  
Tel: 01420 542244  
altonmodelcentre.co.uk

Full range of model railway products from the leading manufacturers including:

Hornby, Bachmann, Dapol, DJ Models, Graham Farish, Heljan, Oxford Rail, Peco, Dapol, Ratio, Wills, Superquick, Metcalfe, Gaugemaster, Parkside, Railmatch, South Eastern Finecast, Woodland Scenics and many, many more.

DCC equipment from DCC Concepts, ESU, Gaugemaster, Hornby and Bachmann. Sound decoders from South West Digital.

Also stockists of Die cast models including:  
Corgi, EFE, Oxford Die-Cast, Base Toys & Classix.

Modelling materials & tools.

**New!** Now stocking Vallejo Model Colour  
AK pigments and washes

Wide selection of books, DVDs, videos and magazines.

## AC Models

Tel: 02380 610100

www.acmodelseastleigh.co.uk

Your one stop shop for the model enthusiast, selling brand new and near-new model trains, slotcars, sets, and diecast toys at very special prices direct from our website or new shop in Eastleigh.

**Stockists of**

**SCALEXTRIC** **HORNBY** **LILIPUT**



**and much more!**



Models moved to No9 and

Games Workshop/Spares Dept at No7.

We now have a R/C Department at No7

Open 5 days a week 9am-5pm (Both shops closed Wednesday & Sunday)

**7/9 High Street, Eastleigh, Hants. SO50 5LB**  
**email: info@acmodelseastleigh.co.uk**

## GC WEATHERING

**"It's the little things we do"**

Tel: 01279 817433 Mob: 07445 161654

Email: workshop@gclocoweathering.co.uk

www.gclocoweathering.co.uk



With over 25 years experience of Airbrush Artwork. We are a model locomotive weather service with a difference.

Using oil paints, Pigments, Resin, Technical pencil, Graphite & Watercolours we give a unique finish to our complete Weathering service.

Our pick n mix is a firm favourite so you can customize your loco whether it is for a basic weathering, with a bit of grime or a full weathering service with a choice of ten customized looks to choose from including:

- Greasy buffers
- Dirty buffers
- Water overspill
- Oil overspill
- Smoke box ash
- Diesel exhaust pigment

I sent a number of 00 gauge wagons to this company for weathering and was very pleased with what they did for me. Beautiful job with lovely attention to detail, they even put glazing in the windows of my brakevan! Will definately use this company again. Many thanks for a lovely job.

David, South Wales.



Is your layout your pride & joy?  
Why not email it over today and show the world...



## brimal.co.uk

Sales 01429 297277

**All your Electronic, Electrical, & Hardware Requirements**  
**Over a 1000 products for your Model Rail**

**NEW**

**Momentary Switch Memory**  
Indicates the last position of a momentary switch or the position of points without sensors  
**MR204**

**Additional Power Supply 5v or 12v 5A**  
You never know when you require some additional power for accessories available in 12v or 5v at 5 Amps

**NEW**

**Baseboard Hardware**  
We supply alignment Dowels, Section Locking Catches, and adjustable feet all for your MR table or Base-board

**Multicore Cable**  
Multicore Cable from 4 core up to 25 core. Also available as screened cable in 8 & 12 core.  
**CB599 to CB627**

**Mini Toggle Switches**  
Toggle switch with Red/Green LED and Terminal Block connectors. Momentary (ON)-OFF-(ON) SW301-1, ON-OFF SW305-1 ON-OFF-ON SW303-1

**Power Distribution Board**  
An DC Power Distribution Board - if you are not into soldering. Ideal for Bus Bar or general local distribution, etc.  
**CN165**

**Switches**  
Push Button, Toggle, Mini toggle, Slide, Leaf, Reed, Rotary, Thermal, Vibration, In fact all types of switches.

**Equipment Wire**  
1/0.6 wire in 9 colours  
7/0.2 wire in 9 colours  
16/0.2 wire in 12 colours  
24/0.2 wire in 11 colours  
32/0.2 wire in 12 colours  
Available in 100m rolls or 10m spools

**Electronic Kits**  
Steam Engine Generator, Adjustable Timers, Speed Controllers, metal Detectors, Infra Red Detectors, Position Control Circuits

We now have a Stock Catalogue. Please contact us on 01429 297277 for a copy

Have a look on [thehobbyshed.co.uk](http://thehobbyshed.co.uk) for Inspiration & Solutions

We accept all forms of Payment on the web site brimal.co.uk If you have any problems ordering please contact us





Large stocks of pre-owned railways a selection of which is on our website.

We stock new Hornby, Bachmann, Graham Farish, PECO, Expo tools, Electrical components & much more.

We also purchase your unwanted railways, whether it's a single item or collection, anything considered.

Whether you're a novice or an expert we are always happy to help!

So why not visit us today or give us a ring!


Tel: 02380 772 681

www.ronlines.com

342 Shirley Road. Southampton. SO15 3HJ

Open Mon-Fri 10am-5pm & Sat 9am-4pm

## SOUTH EASTERN FINECAST



Kit F207 LNER N5 Class 0-6-2T .....£87.95

Kit F206 Furness Railway/LMS Class L2.....£87.95

Range of VAC-formed Building Sheets - 4mm, 7mm & 10mm Scales

English, Flemish and Plain Bond Brickwork available, sheet size 14" x 9"

1/24, 1/43 CAR KITS 1/32 STEAM TRACTION ENGINE KITS 4mm LOCOMOTIVE KITS

Full catalogue £3.50 UK £5.00 Overseas, S.A.E. price list only

GLENN HOUSE, HARTFIELD RD, FOREST ROW,  
EAST SUSSEX, RH18 5DZ

Telephone 01342 824711 Fax 01342 822270

website: www.sefinecast.co.uk



## = TEN COMMANDMENTS =



### 00 GAUGE WAGON LOADS

W195 10A BALLAST LOAD - STONECAST PLASTER INSERT

PRE COLOURED £2.25 each / £6.00 for three

W196 MRA BALLAST LOAD - STONECAST, TWENTY CASTINGS

TO FILL FIVE CAR SET; PRE COLOURED £35.00

W197 SUGAR BEET LOAD - STONECAST PLASTER INSERT

FITS 16T MINERAL WAGON £1.75 each / £5.00 for three

### BRICK INDUSTRIAL RANGE

MODULAR LOW RELIEF INDUSTRIAL BUILDINGS FOR 00 & N GAUGES. STONECAST PLASTER. PAINTING AND GLUE IN PLACE. CREATE YOUR OWN INDUSTRIAL BACKSCENES.



BRICK OFFICE SET 2 STOREY

BRICK OFFICE SET 4 STOREY

RAILWAY WORKSHOPS SET

BRICK STARTER SET w/SIGNAGE

00 GAUGE READY BUILT BRASS ITEMS - HAND BUILT AND

PAINTED READY TO USE BRUT TROLLEYS / MODERN STYLE

STATION SEATS / LOCO INSPECTION PLATFORM - CALL US ON

01383-410-032 TO CHECK AVAILABILITY / PLACE YOUR ORDER

SEE US AT PETERBOROUGH SPALDING WARLEY & WAKEFIELD

00	N
15.00	10.00
30.00	20.00
30.00	20.00
25.00	16.00

TEN COMMANDMENTS, 20 STRUAN DRIVE, INVERKEITHING, FIFE, KY11 1AR

Tel: 01383-410032 Email: tencommandments@btinternet.com

SEND LARGE SAE FOR PRODUCT LISTS - STATE SCALE(S) REQUIRED.

www.cast-in-stone.co.uk



## IVO PETERS ON DVD

There are now four volumes of Ivo Peters' film on DVD:

"The Somerset & Dorset", Parts 1 and 2

"Steam in 1960" which contains the S&D Branch and lots of other action in 1960, plus

"Westmorland 1965/67 and Scotland Easter 1963"

Available now from Julian Peters by sending

£16.95 per DVD (includes VAT & P&P)

(cheques made payable to Ivo J Peters)

Please note change of address

The Ivo Peters Collection,

2 Dark Lane, Steeple Ashton,

Nr Trowbridge, Wiltshire BA14 6EY

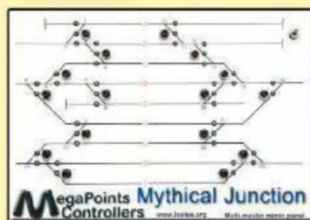
# MegaPoints Controllers

Awesome layout control system

MegaPoints Servo Controller features:-

- Control up to 12 points or semaphores!
- Can be used for gates, uncouplers, barriers, doors etc.
- Simple setup – programming buttons on the main board!
- Variable speed control and reversing.
- Built in memories for quick route setup!
- All connections via plugs (*supplied*), no soldering needed.
- Uses industry standard servos costing as little as £1.50 each!
- Amazing semaphore bounce realism - physics modelled and random, each bounce is subtly different!
- Works with analogue, DCC, steam, any gauge.

Control your layout from one or more mimic panels using just a single cable. See the videos on our web site.




MegaPoints Controller £60

DCC Module £30

Prices inclusive of VAT

Includes semaphore bounce - see web for details



Size 7cm x 7cm

1. Connect switches

2. Plug in servos

3. Connect power

4. Start using!

Web & details: [www.megapointscontrollers.com](http://www.megapointscontrollers.com)

Designed and built in sunny Cheshire, UK.

Rev: 16-03



## TRAINTEES

LEISUREWEAR WITH A RAILWAY THEME

THE WIDEST RANGE OF RAILWAY THEMED LEISUREWEAR IN THE U.K.  
SHORT AND LONG SLEEVE TEE-SHIRTS, SWEATSHIRTS & POLOS.  
VIEW & BUY ONLINE OR 'PHONE 01793 764091 FOR ORDER FORM

**www.traintees.co.uk**

## Blackwells Of Hawkwell

Miniatures Specialists  
Tel: 01702 200 036 or 01702 264 210  
sales@blackwells-miniatures.com

### Heki Tree's & Scenics

www.blackwells-miniatures.com

Make your layout stand out with Heki Trees & Scenic Materials  
Quality at affordable prices

Order Online or just call to find out about the Biggest and Best range of Scenics on the market today.

Heki 2015 Catalogue £7.95 post paid

Trade Supplied P.O. Box 2099, Hockley, Essex. SS5 4UY Tel: 01702 200036 e-mail sales@blackwells-miniatures.com Trade Supplied

## Trains4U.com

27 St. David's Square, Fengate Peterborough PE1 5QA  
Open Tuesday-Saturday 9:00-5:00, Sunday 10:30 - 3:30, closed Mondays  
Huge range of models in N, OO and O. Used items bought and sold. Free Parking

Scenic materials, tools, paint, track and accessories. DCC and Sound Fitting. Repairs and Servicing.  
Models Detailed and Weathered to your specification - call or e-mail for a quote

**COMING SOON - O GAUGE**

**CLASS 15 / BTH Type 1**

BTH15-GDB Green with duck egg blue cab panels  
BTH15-GDB As GDB small warning panels  
BTH15-GDB As GDB with full yellow ends  
BTH15-GSY All green with small warning panels  
BTH15-GFY All green with full yellow ends

Call to pre-order NOW £375.00 each

**O Gauge**

DAPOL Terriers.....£195.00  
DAPOL 08s (Coming Soon).....£175.00  
DAPOL Wagons from.....£40.00  
Ixon Hudswell Clarke 0-6-0.....£230.00  
Ixon Fowler 0-4-0.....£230.00  
Heljan Locomotives and Wagons in stock  
Parkside Dundas Wagon Kits  
PECO Track and accessories

Tel: 01733 895989 e-mail: Trains4U@BTConnect.com

## MY MODEL SHOP

WWW.MYMODELSHOPONLINE.COM

**MY MODEL SHOP**  
84 CHURCH ROAD  
NORTHENDEN  
MANCHESTER M22 4NW  
0161-946-1759

## Platform Models

PLATFORM MODELS

Model Railway items both new and second-hand  
Also baseboards supplied by Model Railway Solutions

**All prices 10% below RRP**

Free parking  
Opening Hours: Tues-Sat 10-5

**10-12 Alder Hills, Poole, Dorset BH12 4AL**  
**Tel: 01202 798068**  
or shop online at:

**www.platformmodelsltd.co.uk**

## GHOST-SIGNS.COM

Add a little individuality to your Skaledale, Metcalfe or any other model buildings with our authentic replica fading painted advertising.

TRANSFER OR PAPER  
OO AND N GAUGE  
FREE UK DELIVERY ON ALL ONLINE ORDERS

PLACE YOUR ONLINE ORDER TODAY AT  
**www.ghost-signs.com**  
or telephone 07970 977 629 for a free illustrated price list.

Fox's Glacier Mints OO gauge transfer. Buildings and vehicles not included.

## Parkwood Arts Ltd.

Manufacturers of Quality storage cases For 'O', 'OO' and 'N' Gauge Loco's & rolling stock.

Designed for the purpose built to last.

To find out more Contact us at:  
**Parkwood Arts Ltd.**  
Tel: 01730 266151  
Fax: 01730 265866  
Email: sales@parkwood-arts.co.uk  
Web: www.parkwood-arts.co.uk

## Scale Scenes

Visit → **Scalescenes.com**  
Download → Print → Build

The home of quality downloadable card model railway kits since 2005

**NEW Clyde Puffer**  
An authentic, affordable option for your dockside for ONLY £5.99

Card kits that pass closer inspection

Detailed hold interior Ideal for loading scenes

Editable ship name

View our large range of N and OO kits and texture sheets

**Buy once unlimited prints**

**scale scenes .com**



## -WANTED- MODEL RAILWAY AND COLLECTABLES

Small or large collections  
in any scale.

Almost anything will be  
considered

Top cash prices paid

01302 371623

07526768178

ANORAKS ANONYMOUS

anoraksanonymous@googlemail.com



## OSBORN'S MODELS

SCARBOROUGH PEREGRINE  
FLIER LNER  
Valanood 34 9403

DOING IT SCALE  
ON A  
BIG SCALE

Limited Edition

7 HONESTONE ST, BIDEFORD, N. DEVON, EX39 2DL 01237 423453

www.osbornsmodels.com

Santa Fay knows  
where she will be  
doing her Christmas  
shopping

**C&M Models**

1 CROSBY STREET, CARLISLE CA1 1DQ Tel: 01228 514689  
Web: www.candmmodels.co.uk E-mail: sales@candmmodels.co.uk  
Opening hours: Tuesday to Saturday, 10.00 to 17.00  
Please note that the Santa hat and young lady are not currently available from us.

### SALE SALE SALE SALE SALE SALE SALE

**HORNBY:**  
R2844 30934 BR Early .....£91.00  
R4396 DVT One .....£37.00

**BACHMANN:**  
31-167D C 50795 Black (W) .....£84.00  
31-932D C 40934 BR Early .....£111.50  
31-933 41157 BR Late .....£102.50

**HELJAN:**  
1600 D8400 BR Green .....£105.00  
2301 D5903 Green Full Yel .....£90.00  
2302 D5908 Green Full Yel .....£102.50  
2309 D5905 BR Grn SY(W) .....£101.00  
2321 D5901 BR Green .....£101.00  
2322 D5905 BR Green .....£101.00  
2323 D5909 Green (W) .....£109.00  
2724 D5353 BR Green .....£78.00

**FARISH:**  
371-286 D9002 TT Green .....£84.00  
372-426 90568 BR Late .....£100.00  
372-427 90201 BR Late (w) .....£105.00  
372-726 73158 BR Late .....£94.00

All subject to availability  
UK P & P from £4.10 per order

We also stock 00 & N gauge from Bachmann, Base Toys, Britbus, Classix, Dapol, Dornaplas, EFE, Farish, Gaugemaster, Heljan, Hornby, Humbrol, Kestrel, Metcalfe, Modelsene, Oxford Diecast, P. Dundas (N), Peco, Plastruct, Ratio, Superquick, Wills, Woodland Scenic & Deluxe Materials.

**ONLINE SHOP** www.churchstreetmodels.co.uk  
Mon-Sat 09.30-17.30 • Closed Tues, Bank Hols  
Church Street Models, 10A, Church Street, Basingstoke, Hants, RG21 7QE  
01256 358060 • Mail Order Welcome

## THE JUNCTION BOX

**SECOND HAND MODEL RAILWAYS: BOUGHT & SOLD**  
PLEASE GIVE ME A CALL OR SEND LISTS TO: IAN HUNTER, 15 SHEPHERD TERRACE, HALTWHISTLE, NORTHUMBERLAND NE49 9LS

HORNBY R2964 EAST COAST 2 CAR HST SET. 43300 'CRAIGTINNY' & 43310 IN EAST COAST RAILWAYS LIVERY. WORKING DIRECTIONAL LIGHTS. DCC READY. MODELZONE LTD EDN. AS NEW BOXED. £180

BACHMANN 31-2352 CLASS 205 2H 'THUMPER' 2 CAR DEMU NO 1115 BR GREEN (V) LIVERY. WORKING LIGHTS. DCC READY. KERNOV MODELS LTD EDN. AS NEW BOXED. £160

BACHMANN 32-727Z CLASS 66 NO 66709 'JOSEPH ARNOLD DAVIES'. GPRF MEDITE LIVERY. WORKING LIGHTS ETCHED NAMEPLATES. DCC READY LTD EDN FOR MODEL RAIL. FROM AN UNIKON COLLECTION. AS NEW BOXED. £125

HORNBY R2981 1948 OLYMPICS TRAIN PACK. N2 CLASS 0-6-2 NO 05653 BR BLACK. 2 GRESLEY TEAK LIVERY COACHES. COMPOSITE NO 1435 & 3RD BRAKE NO 24387. SEALED DETAIL PACKS. DCC READY. LTD EDN OF 1948. AS NEW BOXED. £110

HORNBY R3166. STAR CLASS 4-6-0 NO 4018 'KNIGHT OF THE GRAND CROSS'. GWR GREEN LIVERY. SEALED DETAIL PACK. DCC READY. AS NEW BOXED. £95

**EXHIBITION DATES:** 2016 - 26TH & 27TH NOV. FALKIRK  
2017 - 28TH & 29TH JAN. KENDAL • 24TH 25TH & 26TH FEB. GLASGOW  
Contact Ian on: 07763 806306 / 01434 320328 Or go to the website:  
www.thejunctionbox.net  
RATIO, WILLS, MODEL SCENE, SUPERQUICK AND MUCH MORE AT COMPETITIVE PRICES.  
CHECK WEBSITE FOR DETAILS.  
Postage and packing rates £4 per order.

www.gascupboard.co.uk

**GAS CUPBOARD MODELS**

Avoid disappointing Christmas Gifts.  
Vouchers available HERE

Gas Cupboard Models  
6 St Georges Works, Silver Street, TROWBRIDGE. BA14 8AA  
01225 777888

## Festive Headboards

SANTA SPECIAL  
THE SNOWMAN  
CHRISTMAS PUDDING  
THE STAR OF BETHLEHEM  
RUDOLPH  
THE RED RED ROBIN

**FOX TRANSFERS LTD**  
TEL +44 (0)116 319 4950 (QUOTING 149)  
Dept MR, Unit 5, Priory Business Park, Wistow Road, Kibworth, Leicestershire LE8 0RX ENGLAND  
Email: sales@fox-transfers.co.uk Web: www.fox-transfers.co.uk

www.GoldenValleyHobbies.com

New Electrotren Locos – Just £59.99!!

GV2017 GWR No629 0-6-0 Steam Loco  
GV2018 Petroleum Black Ajax No38 0-6-0 Loco


DCC Ready  
5 pole motor  
Hornby Couplings

**Due September – Order Now !!!**

Try your model shop first, In case of difficulty models available direct by post from our address  
Trade Enquiries welcome. 01981 241 237

GVH, Unit 1, Pontrilas Business Park, Pontrilas, Hereford, HR2 0AZ  
P&P £3.99 per order





**6 Station Road, Stanley, County Durham DH9 0JL**  
**Tel: 01207 232545**  
**email: sales@durhamtrainsofstanley.co.uk**  
 Opening times: 9.30 - 5.00 Mon, Tues, Fri & Sat, 11-7 Thurs, Closed Wed.  
**DCC Fitting & Weathering Service**  
**www.durhamtrainsofstanley.co.uk**

## MODEL RAILWAY SOLUTIONS

**Tel: 01202 798068**

Please take a moment to browse our website for details of our self adhesive track underlay, baseboard systems & helix kits.



**www.modelrailwaysolutions.co.uk**

## MORRIS MODELS

NORTH LANCING

80 Manor Road, N Lancing,  
 West Sussex, BN15 0HD  
 Tel 01903 754850  
**www.morris-models.co.uk**  
**info@morrismodels.co.uk**

We are between Brighton & Worthing, just off A27 west of Shoreham Airport

### BRITISH RAILWAYS



PLUS MANY OTHER RANGES OF SCENIC MATERIALS, BUILDINGS, VEHICLES etc

### BICYC-LED



OO/HO & N Cycles & M/cycles with working lights!! See our webshop for details

Easy Free parking!!  
 Open Mon - Sat  
 9.30 to 5.00

### CONTINENTAL RAILWAYS



PLUS MANY OTHER RANGES OF SCENIC MATERIALS, BUILDINGS, VEHICLES etc



## www.YorkModelmaking.co.uk

• **Online shop** selling a range of precision laser cut architectural detailing, kits, tools and materials



York's Magnetic Mates - a perfect gift for all scale modellers

• **Bespoke laser cutting service** using plastics, timber, card & acrylics

• **Affordable** and easy to use, creating perfect results

• **Free quotes** • **3D Printing service**



Send us an A4 size SAE with a large size stamp for 0, 00 or N scale price list

Photo courtesy of Norman Raven

York Modelmaking  
 Unit 13, Bull Centre, Stockton-on-the-Forest, York, YO32 9LE

01904  
 400358

## DCC by Modellers for Modellers

### Stockists of

Bachrus, Circuitron, Tam Valley, CML Electronic, DCC Specialties, Digitrax, ESU, Express Models, Gaugemaster, LDT, CT Elektronik, Lenz, New Rail Models, Roco, RR-Ciruits, Sprog DCC, Team Digital, TCS, NCE, Zimo. Plus Many More!

Ipswich Model Railway Centre, Unit 2, 48-52 Tomline Road Ipswich IP3 8DB.



**Coastal DCC**

**+44 (0) 1473 710946**

**www.coastaldcc.co.uk enquiries@coastaldcc.co.uk**



We sell Hornby, Bachmann, Dapol, Heljan, Fleischmann, Roco, Brawa, LS Models, ACME, Gaugemaster, Peco, Metcalfe, Busch, Wills, Ratio, ID Backscenes, Sundeala, Airfix, Tamiya, Italeri, Herpa, Brekina, EFE, Oxford Diecast, Brumm, W.Britains, Lifecolor, Humbrol, Expo Tools and much more...

**Opening hours: Tues-Sat 9.30 to 5.00**

## www.expressmodels.co.uk

### LIGHTING SPECIALISTS

Let our lighting scenic effects bring your layout to life. Our range includes: Flashing Neon Signs, Arc Welding Simulators, Flickering Fires, Working Belisha Beacons, Party Garlands & Flashing Beacons for Emergency and Maintenance Vehicles. We also stock a comprehensive range of Knightwing Products & the excellent ID Photographic Backscenes.

Visit our website which has secure online shopping.

**EXPRESS MODELS, 65 CONWAY DRIVE, SHEPSED, LOUGHBOROUGH, LEICS. LE12 9PP**

**Tel: 01509 829008 Fax: 01509 560878**

**Email: sales@expressmodels.co.uk**



## MB Model Railway Products

Quality Corridor Connectors, in OO & N Gauge, measured and Laser Cut to specific Coach type, using strong black card

Thoroughly tested, easily removed, no added weight required

From £3.50



**www.mbmodelrailwayproducts.co.uk**



OFFICIAL HORNBY  
COLLECTORS CENTRE

Est 1975

FOR MORE SPECIAL OFFERS AND UP TO THE  
MINUTE RELEASES VISIT OUR WEBSITE

TELEPHONE/ORDER  
HOTLINE

(0114) 2551436

Open 9:00 am - 5:00 pm  
24 Hr Answerphone service for orders



RAILS OF SHEFFIELD

SHOP OPENING HOURS:

9:30 am - 5:00 pm

Monday - Saturday

Free parking outside the door!

WANTED

CASH OR PART EXCHANGE

We urgently require collections of any size featuring products from the following manufacturers:



We are always on the lookout for all types of kit built models including Pro-Scale, Nu-Cast, Golden Age Models, Silver Fox Models, Comet Models, David Andrews and Japanese/Korean Brass in addition to all manufacturers above.

Please do contact us if you are at all unsure as to whether we would be interested in your collection.

We value your used models very highly and will pay top prices for all items offered.

We provide a fast, professional and friendly service from our family run business.

Distance is no object and anything is considered.

Please telephone us on 01142 551436, email [secondhand@railsosheffield.com](mailto:secondhand@railsosheffield.com), fax us on 01142 555982 or post your lists to the address at the bottom of the page quoting reference RM2013, all enquiries answered.

RAILS OF SHEFFIELD, 21/29 CHESTERFIELD ROAD, SHEFFIELD, S8 0RL. TEL(0114) 255 1436, 8 LINES. FAX (0114) 255 5982  
PHONE/FAX/24 HR ANSWERPHONE FOR ORDERS OUTSIDE SHOP HOURS. EMAIL: [info@railsosheffield.com](mailto:info@railsosheffield.com) WEBSITE: <https://railsosheffield.com> (E & OE)



# MODEL RAIL Marketplace

CALL JAMES ON 01733 366410 • james.belding@bauermedia.co.uk

## Books & DVD's

**Dereks Transport Books**  
All Transport Subjects Covered  
[www.derekstransportbooks.com](http://www.derekstransportbooks.com)  
Over 8000 Books in Stock On-line  
Based in the New Forest  
Established 1995

Railways Buses Aviation Canals  
Shipping Commercial Motoring Vehicles

**NICK TOZER**  
RAILWAY BOOKS  
**RAILWAY BOOKS BOUGHT & SOLD**  
Free Railway Booksearch Service  
155 Church Street, Paddock,  
Huddersfield, HD1 4UJ  
(Shop: Tue/Wed 11:00-17:00 + Thu 14:00-20:00)  
[www.railwaybook.com](http://www.railwaybook.com) email: [nick@railwaybook.com](mailto:nick@railwaybook.com)  
**Tel: 01484 518159**

## Garden Railways

**TRACK AND ROLLING STOCK FOR SALE**

- 40 mtrs of track including 10 points and some vernicular track
- 5 locomotives with sound 2 steam 1 diesel electric and 2 electric
- 20 different rolling stock with metal wheels all little used and with boxes.

**Private sale ~ for enquiries ring 07736447682**

## Kits

**BRANCH LINES**  
**Dapol Kit Package Deals**

Each package deal contains the Dapol plastic kit, our etched n.silver chassis kit, our body detailing (or interior) kit, Mashima motor, Romford gears, wheels and all screws wire, etc. to complete.  
All parts available separately

Railbus p/deal with full interior	£81.00
Drewry '04' diesel complete p/deal	£89.50
BR mogul & tender complete p/deal	£98.50
City of Truro complete p/dea	£99.95

Most parts available separately

**BLACK BEETLE MOTOR BOGIES**  
Powered 'Black Beetle' £48.50  
Unpowered 'Dummy Beetle' £17.50  
Black Beetle N/S disc wheels £3.30/axle

**TENSHODO MOTOR BOGIES**  
WB 24.5, 26, 28.7, 31mm with 10.5mm disc wheels in stock at £32.00, WB 35/10.5 disc wheels £35.00, WB 35/14 disc wheels £36.50, 10.5 or 11.5mm spoked wheels, please add £3.50

**P.O BOX 4293, WESTBURY BA13 9AA**  
**Tel/Fax: 01373 822231**  
**E-mail: [sales@branchlines.com](mailto:sales@branchlines.com)**

Cat's SSAE + £1 (in stamps) or £2.50 C. Card and PLEASE STATE INTERESTS  
P&P: UK £2.25 (value under £30), £3.50 (£30 to £80), £4.50 (over £80).  
Non EU and BFPO less VAT. Exports £4.00 minimum.  
VISA, MASTERCARD, SWITCH/MAESTRO, SOLO EXPORTS WORLDWIDE  
**Hours: Mon-Thursday: 9.30-1, 2-6**

**MODEL RAIL**

## Kits

**Visit our new website**  
GWR and LMS wagon sheet rails.  
4 new designs of W-irons for wagon springing.  
Further details at...  
[www.emardee.org.uk](http://www.emardee.org.uk)

**- 0 Gauge Kits -**  
**CONNOISSEUR MODELS**  
- Quality Etched & Cast Metal Kits -  
- Locos, Carriages & Wagons -  
[www.jimmcgeown.com](http://www.jimmcgeown.com)  
or Send S.A.E. for printed catalogue  
1 Newton Cottages,  
nr Weobley HR4 8QX

## Manufacturer

**TRANSFERS ETCHING**  
• custom work  
• by railway modellers  
• for railway modellers  
[www.steamandthings.com](http://www.steamandthings.com) [sales@steamandthings.com](mailto:sales@steamandthings.com)

## Model Railways

**Tri-angman**  
**Specialist in Model Railway Tri-ang, Hornby, Bachmann, Wrenn, Minic, etc**  
**BUY & SELL HARD TO FIND ITEMS & COLLECTABLES**  
**Find me on**  
[www.tri-angman.co.uk](http://www.tri-angman.co.uk)  
**tel: 07966 333605**  
[laurence@tri-angman.co.uk](mailto:laurence@tri-angman.co.uk)

## National

**www.wicormodels.com**  
7 West Street, Portchester,  
Hampshire PO16 9XB  
Tel: 023 9235 1160  
**email: [mail@wicor-models.co.uk](mailto:mail@wicor-models.co.uk)**  
**Stockists of a range of products from:**  
**Hornby, Bachmann, Dapol, Gaugemaster, Graham Farish, Parkside Dundas, Peco, Corgi, EFE, Oxford Diecast, Scalextric, Airfix, Humbrol, Expo Tools and many others.**  
**Open Tuesday to Saturday 09:00 to 17:00**

## Model Railways

**Keith's Model Railways**  
**WANTED MODEL RAILWAYS**  
Any condition  
Exhibitions attended  
**01162 778 634**  
[Shak.marge@yahoo.co.uk](mailto:Shak.marge@yahoo.co.uk)

## Online Shops

**PHOENIX PRECISION**  
PRECISION PAINTS & CHERRY PAINTS  
The Original and still the best  
**CHURCHWARD MODELS**  
**DMR Products**  
Etched Brass Steam Locomotive Kits and Fittings  
Steam Locomotive Name and Number Plates.  
& Kits and bits from  
**No Nonsense Kits**  
[www.phoenix-paints.co.uk](http://www.phoenix-paints.co.uk) [sales@phoenix-paints.co.uk](mailto:sales@phoenix-paints.co.uk)  
01268 739549

**Amercian Models**  
Producing your locomotive and rolling stock in 4mm/7mm/10mm  
**SEE OUR WEBSITE**  
[www.modelrailways.tv](http://www.modelrailways.tv)

Tri-ang Collector  
**Dave ANGELL**  
07968 975867  
**Supplier & Collector of Vintage Trains**  
Primarily, but not exclusively, made by Triang.  
[www.daveangelltrains.co.uk](http://www.daveangelltrains.co.uk)  
[dave@daveangell.co.uk](mailto:dave@daveangell.co.uk) • 07968 975867

## Online Shops

**roxeymouldings.co.uk**  
Loco, Coach & Wagon Kits  
Fittings & Accessories  
Wheels / Motors & Gears  
in OO and O  
Tel: 01932 245439

## Photographic

**Colour-Rail**  
65,000 images of modern traction, steam, stations, infrastructure, buses and much more to buy as prints or downloads.  
  
NEW - High res scans for modellers  
All at [www.colour-rail.com](http://www.colour-rail.com)  
Looking for a good home for your treasured negatives & slides?  
Then e-mail [colourrail@aol.com](mailto:colourrail@aol.com) or write to:  
558 Birmingham Road, Bromsgrove, B61 0HT

## Repairs

**MOTOR REPAIRS**  
HORNBY, DUBLO, WRENN & TRIANG MOTORS  
Repaired, rewound & remagnetised.  
Also DCC chips installed and old Triang wheels updated.  
Rewheeling with Romford Wheels.  
OO Locos serviced from £17.50 plus parts & post  
**SCALESPEED** Est 1966  
32 Goldfinch Lane, Lee on the Solent, Hants PO13 8LN  
Tel 02392 554107 / 07774 253352  
Web [www.scalespeed.co.uk](http://www.scalespeed.co.uk)  
Email [scalespeed@btinternet.com](mailto:scalespeed@btinternet.com)

**www.marks-trains.co.uk**  
Bespoke DCC and Sound conversions  
All scales  
Servicing and repairs  
Weathering  
07515 436396  
[info@marks-trains.co.uk](mailto:info@marks-trains.co.uk)

## Scenery

**Model Scenery Supplies**  
Internet Shopping... Massive Range  
Scatter-Flock-Foliage-Trees  
Bushes-Plants-Tufts-Figures  
Animals-Kits-BaseBoards  
  
[modelscenerysupplies.co.uk](http://modelscenerysupplies.co.uk)  
North Norfolk Business Centre, Northrepps, Cromer, Norfolk NR27 9RQ

## Transfers

**Model Bus Transfers**  
[Water slide Transfers]  
**Any Design, Any Size.**  
Send me the details and I'll create your transfer.  
Please call 02380 739694 - [International calls welcome]  
or email your requirements: [philippaine@talktalk.net](mailto:philippaine@talktalk.net)  
Buses, Trains, Planes, Boats and Specialised Road Transport



# Dealer Directory

## Avon

**MODEL MANIA**  
13 CLOUDS HILL ROAD, ST GEORGE, BRISTOL, BS5 7LD.  
Stockists of: Bachmann, Coopercraft, Cambrian, Dapol, Gaugemaster, Graham Farish, Hornby, Parkside, Dumas, Peco, Ratio, Wills, Metcalfe, Superquick and much more.  
1:76 scale road vehicles  
TEL: 0117 9559819 FAX: 0117 9411138  
EMAIL: Modelmania@aol.com  
BUSES 42 AND 43 FROM THE CENTRE ASK FOR THE FOUNTAIN

**OPENING HOURS:**  
CLOSED SUNDAY AND MONDAY  
OPEN TUESDAY FRIDAY 09.30 to 17.00  
SATURDAY 09.00 TO 17.00  
MAIL ORDER SERVICE REQUEST NO LISTS

## MODEL RAIL

## Bedfordshire

 Order Online today  
[www.agrmodelrailwaystore.co.uk](http://www.agrmodelrailwaystore.co.uk)  
**AGR Model Railway Store Ltd**  
9 High Street Mews, 28 High Street,  
Leighton Buzzard, Bedfordshire LU7 1EA  
01525 854788  
[sales@agrmodelrailwaystore.co.uk](mailto:sales@agrmodelrailwaystore.co.uk)  
Monday - Friday 9am-5pm. Saturday 9am-4pm  
NOW buying your unwanted model railway collections

## Buckinghamshire

### P & D Marsh Model accessories for N & OO

Painted & finished signals  
GWR Home N £7.60 OO £11.00  
GWR home/distant N £8.65 OO £13.50  
GWR Left junction N £14.50 OO £18.95  
GWR Right junction N £14.50 OO £18.95  
Painted loco crew N £7.60 OO £8.00  
Painted fire buckets N £6.50 OO £6.75  
[www.pdmarshmodels.com](http://www.pdmarshmodels.com) 01525 280068

## Buckinghamshire

**TRANSPORT TREASURES**  
Bachmann, Hornby, Peco, Gaugemaster, etc.  
**ALL AT COMPETITIVE PRICES**  
Commission sales undertaken  
Shop at: 2 London Road, Aston Clinton,  
Aylesbury, Bucks, HP22 5HQ. Tel: 01296 631002  
Opening Hours: 11am - 3pm Mon, Tues, Wed, Fri. CLOSED THURSDAY.  
11am - 3pm Saturday, 11am - 1pm Sunday.

## Cheshire

**TRIDENT TRAINS**  
No10, The Craft Arcade, Dagfields Craft Centre,  
Crewe Road, Walgherton, Nantwich,  
Cheshire. CW5 7LG  
[www.tridenttrains.co.uk](http://www.tridenttrains.co.uk)  
HORNBY • BACHMANN • HELJAN • FARISH • DAPOL • PECO • LENZ  
• TCS • GAUGEMASTER • METCALFE • RATIO & MUCH MORE  
**01270 842400**

## Cheshire

**HASLINGTON MODELS**  
134 CREWE ROAD, HASLINGTON, CREWE. CW1 5RQ  
Tel/Fax 01270 589079  
E-mail: [sales@haslingtonmodels.co.uk](mailto:sales@haslingtonmodels.co.uk)  
Appointed stockists of:  
**Hornby, Bachmann, Farish,  
Heljan, Dapol, Peco, Gaugemaster,  
Geoscenics, DCC Systems,  
Humbrol, Plastruct, Precision  
Metals, Ratio, Wills, etc.**  
OPEN THURS, FRI, SAT ONLY 10AM - 4PM

## Cumbria & Lake District

**Jacksons Models  
and Railways**  
Hornby, Bachmann, Graham Farish, Peco, Dapol, Gaugemaster, Lenz, Planities  
Metals, Balsa, Corgi, Oxford Diecasts etc.  
[www.jacksonsmodels.co.uk](http://www.jacksonsmodels.co.uk)  
SHOP OPENING HOURS:  
Mon-Friday 10am to 5pm • Saturday 10am to 5pm  
Closed Wednesday & Sunday • Late night opening Thursday until 7.00pm  
22 New Street, Wigan, Greater Manchester M1 1JL • Tel: 01925 520507  
TRUCKS • CARS • PLANT • KITS • PLANES • MILITARY • RAILWAYS • BUSES

## Devon

**THE MODEL SHOP**  
Specialist Model Railway Stockist  
4 ST DAVID'S HILL, EXETER EX4 3RG  
Just off the Old Iron Bridge  
**NOW AGENTS FOR  
NCE DCC CONTROLS**  
[www.trainsandtrack.co.uk](http://www.trainsandtrack.co.uk)  
**Tel: 01392 421906**  
Open: Monday-Saturday 9.30-5.00 pm

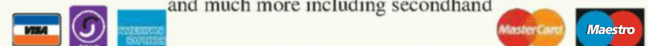
## Devon

**COLLETT'S  
MODEL SHOP**  
6b Albion Street Exmouth EX8 1JL  
Tel: 01395 224608  
[collettmodelshop.co.uk](http://collettmodelshop.co.uk)  
Open Tuesday-Saturday 0930-1700  
Everything highly competitively priced  
We aim to price match online competition

## North Yorkshire

**MonkBar  
Model Shop**  
Large selection of OO & N Gauge  
2 Goodramgate, York - YO1 7LQ - 01904659423  
[monkbarmodelshop.co.uk](http://monkbarmodelshop.co.uk)

## Essex

**CHELMSFORD**  
**JOHN DUTFIELD**  
Stockists of: **HORNBY**  
• Peco • Bachmann • Lenz • Graham Farish • Wills • Ratio  
and much more including secondhand  
  
WARDS YARD, 133 SPRINGFIELD PARK ROAD, CHELMSFORD, ESSEX, CM2 6EE  
**01245 494455** Open 9-5.30 Mon, Tues, Thurs, Fri, Sat. Closed Weds & Sun.  
Email: [heatherwilkinson@btconnect.com](mailto:heatherwilkinson@btconnect.com) Web: [johndutfieldmodelrailways.co.uk](http://johndutfieldmodelrailways.co.uk)

## Kent

## KENT GARDEN RAILWAYS

**Specialist suppliers of  
G scale and 16mm  
garden railways**  
LGB ♦ Accucraft  
Bachmann  
Aristocraft ♦ Piko ♦ Pola  
Roundhouse  
USA Trains, etc.

**Large stocks of OO and N  
from all leading suppliers**  
Hornby ♦ Bachmann  
Farish ♦ Heljan  
Peco ♦ Dapol  
Metcalf ♦ Ratio  
Wills ViTrains  
Woodland Scenics, etc.

American HO and N from leading suppliers  
**[www.kgrmodels.com](http://www.kgrmodels.com)**  
66 High Street, St Mary Cray, Orpington, Kent BR5 3NH  
Telephone: 01689 891668  
Shop open: Monday to Saturday 09:00 to 17:00

## Isle of Wight

Visiting the Isle of Wight?  
Two floors of  
engines, wagons, coaches, buildings,  
scenery, electrics, figures, cars  
and much more!  
N/009/HO/00/On30/G  
**UPSTAIRS DOWNSTAIRS**  
Pier Street - Sandown - PO36 8JR  
01983 406 616 - [www.udlow.com](http://www.udlow.com)


## North Wales

**RHUDDLAN MODELS**  
Model railways,  
Games workshop, Diecast models  
(Corgi-Dinky-Matchbox),  
Plastic kits (Airfix-Revell etc)  
**NEW AND USED ITEMS  
BOUGHT AND SOLD**  
High St, Rhuddlan  
Tel: 01745 590048  
[www.rhuddlanmodels.co.uk](http://www.rhuddlanmodels.co.uk)

## Cleveland

**REDCAR MODELS  
& HOBBIES**  
Most leading brands of  
"OO" gauge model  
railways & accessories.  
Also Diecast, Plastic Kits,  
Woodland Scenics,  
K+S metal Centre etc  
130 High St, Redcar,  
Cleveland, TS10 3DH.  
Tel: 01642 494912  
(Open Tuesday to Saturday)  
[sales@redcarmodels.co.uk](mailto:sales@redcarmodels.co.uk)

## Cumbria & Lake District

**Crafty  
Hobbies**  
South Cumbria's number  
one shop for model railways,  
crafts, and doll's houses.  
  
[www.crafty-hobbies.co.uk](http://www.crafty-hobbies.co.uk)  
54 Cavendish Street,  
Barrow-in-Furness,  
T: 01229 820759

**To advertise in  
MODEL RAIL classified  
section please call  
James on  
01733 366410**



# Dealer Directory

## Somerset

# Taunton Controls Ltd.

611 DCC unit can be used with N gauge up to G, has 28 functions, 300 routes, simple 4 digit numbering built in computer interface, and is NMRA compatible



**TEST DRIVE THE 611 DCC Controller**  
come and try for yourself this wonderful unit.

**HELPLINE 01823 327155**

Open 9am to 9pm closed WEDNESDAYS

Website . [www.tauntoncontrols.co.uk](http://www.tauntoncontrols.co.uk)



**OPEN DAY SUNDAYS** just drop in times 10am to 4pm

## EAST SOMERSET MODELS

THE RAILWAY STATION,  
CRANMORE, SHEPTON MALLET,  
SOMERSET, BA4 4QP

"MODEL RAILWAY SPECIALISTS"

We carry comprehensive stocks from the major manufacturers

**00 Gauge:** Hornby, Bachmann, Dapol, Oxford Rail, Heljan and Peco

**N Gauge:** Graham Farish, Peco and Dapol

**0 Gauge:** Heljan, Peco and Dapol

We also hold a large range of modelling accessories, vehicles and scenic materials.  
Our team have over 100 years combined experience of railway modelling.  
Mail order a pleasure.

Apr-Sep: Wed, Fri, Sat 10.30am-4.30pm, Sun 11.00am-3.00pm

Oct-Mar: Wed, Fri, Sat 10.30am-4.00pm, Sun 11.00am-3.00pm

Telephone: 01749 880651 - [www.esmodels.co.uk](http://www.esmodels.co.uk) - Email: [mail@esmodels.co.uk](mailto:mail@esmodels.co.uk)

## Staffordshire

## TUTBURY MODELS

COLLECTABLES 01283 814777 MODELS  
5 Mill Mews, Tutbury,  
Nr Burton-upon-Trent DE13 9LU.

Available Now:  
Bass/Worthington vent van £9.25 + £2.00 P & P

Available Now:  
6 Wheel Milk Tanker Nestle - OO Gauge  
£17.50 + £2.00 P & P

Available SOON:  
6 Wheel Milk Tanker Nestle - O Gauge  
Orders invited for the O Gauge.

## THE HOBBY GOBLIN

### New Retail Outlet

STOKE-ON-TRENT

54 Hamil Road, Burslem, ST6 1AU

Hornby, Bachmann, Peco, Dapol, Gaugemaster,  
Graham Farish, Metcalfe and much more!

Telephone: 01782 818433

E-mail: [thehobbygoblin-uk@hotmail.com](mailto:thehobbygoblin-uk@hotmail.com)

[www.thehobbygoblin.co.uk](http://www.thehobbygoblin.co.uk)

## Surrey

# COACH LIGHTING



DCC kit £4.10 DC kit £4.90 • 4 coach extension kit for above £5.20

Go to Ebay, click on advanced search,  
click on Ebay shop  
Now available 'N' gauge  
Coach lighting for less than £2 per coach

**07801 796864**

105 Charlock Way, Burpham, Guildford, Surrey. GU1 1XY

[coach-lighting.com](http://coach-lighting.com)

## HORLEY BOOKSHOP

MODEL SCALE RAIL CENTRE

117 Victoria Road, Horley, Surrey, RH6 7AS

01293 783558

[www.scalerail.co.uk](http://www.scalerail.co.uk)

[info@scalerail.co.uk](mailto:info@scalerail.co.uk)

[scalerailhorley.co.uk](http://scalerailhorley.co.uk)

- Specialists in N and OO gauge
- All major model railway brands stocked
- Rolling stock, track, scenics, kits, paint etc
- Large range of aviation models
- Baseboards built to your specifications
- Mail order a pleasure
- We also sell gifts, cards and art/craft items

Open Monday - Saturday 9.00am - 5.00pm  
Pay & Display parking Victoria Road (3 mins)

We are just 10 minutes from Gatwick Airport

# MODEL RAIL

## Surrey

## Addlestone Models

The Shop with the Stock

Surrey's leading Discount Model Centre

Open 7 Day's

Mon - Sat 9:30 - 5:30, Sun 11 - 2

130 Station Road, Addlestone.

Surrey. KT15 2BE

[www.addlestone-models.co.uk](http://www.addlestone-models.co.uk)

01932 845440

## Sussex

# GREAT NEWS!

## Train Times Model Shop

is now open again.

Find us at

37 Seaside, Eastbourne, BN22 7NB

(01323) 722026

[traintimestoo@gmail.com](mailto:traintimestoo@gmail.com)

[www.traintimesmodelshop.co.uk](http://www.traintimesmodelshop.co.uk)



## Tyne & Wear

## Pooleys Puffers

Model Railway  
Supplies, New &  
Secondhand  
Bought & Sold

Diecast Models  
Kits &  
Accessories  
Proprietary Dapol & Hornby

Tele: 0191 4910202 Mobile: 07976 519178  
[www.pooleyspuffers.com](http://www.pooleyspuffers.com) e-mail: [pooleyspuffers@btopenworld.com](mailto:pooleyspuffers@btopenworld.com)

382a Jedburgh Court,  
Team Valley Trading Estate,  
Gateshead,

Tyne and Wear NE11 0BQ

Mon - Thurs: 10:00am - 5:00pm.

Fri - Sat & Bank Holidays:

please telephone for opening times.

Sunday: Closed

All major credit cards accepted.

Part exchange welcome

**PECO HORNBY GAUGEMASTER**  
**DAPOL JAVIS METCALFE**  
**SUPERQUICK WILLS RATIO**

# MODEL RAIL

## Wales

## THE RAILWAY SHOP

33 Broad Street, Blaenavon, Torfaen NP4 9NF  
01495 792263

Bachmann - Hornby - Peco - Dapol - Wills  
Ratio - Gaugemaster - Kadee - NCE  
Metcalfe - Heljan at discount prices.  
Mail order welcome.

**New - Bachmann 7plank wagon  
Blaenavon 1517 weathered  
£13.50 + £3.20 p&p**

Open: Weekdays 10.30-5.00 Sat. 10.30-4.00

Profits support the Pontypool & Blaenavon Railway

# MODEL RAIL


Follow us on  
**twitter**

Find us on  
**Facebook**

**Don't miss the next issue of Model Rail**  
**On sale 15th December**



# THE FINISHING TOUCH – SPECIAL OFFER FOR MODEL RAIL READERS



\*3 full programme discs in a single DVD case

- ▶ **Model Rail Expert Box Set**
- ▶ **Running time 3hrs 41 mins**
- ▶ **DVD £29.99**

## SAVE OVER £30

on individual price

**Three Full Programmes only £29.99**

### WHAT'S IN THE BOX\* ...



#### Locomotive Detailing

Including: 'Unglue' parts; Add a crew; Fit smoke deflectors, wire handrails and new nameplates; adding coal; Using a conversion kit.

#### Definitive Airbrush

Often painting with a brush will never achieve that completely realistic finish. George demonstrates a variety of techniques.



#### Weathering Expert

It's easy to forget that railways are a naturally dirty environment. This DVD helps you create the very best bespoke weathering job possible.

Each title available individually at £20 each



**Six superb modelling programmes at a special MODEL RAIL OFFER PRICE of only £20 each**

MODEL RAIL readers' price  
**£20**  
inc. UK P&P

- ▶ **Creative Modelling**
- ▶ **68 mins**
- ▶ **DVD £9.1**
- ▶ **ONLY £20**



- ▶ **Rolling Stock Weathering**
- ▶ **90 mins**
- ▶ **DVD £9.1**
- ▶ **ONLY £20**



- ▶ **Western Branch Lines**
- ▶ **100 mins**
- ▶ **DVD £9.1**
- ▶ **ONLY £20**



- ▶ **Scenery Expert**
- ▶ **90 mins**
- ▶ **DVD £9.1**
- ▶ **ONLY £20**



- ▶ **Garden Railway**
- ▶ **90 mins**
- ▶ **DVD £9.1**
- ▶ **ONLY £20**



- ▶ **Model Rail 17**
- ▶ **85 mins**
- ▶ **DVD £9.1**
- ▶ **ONLY £15**



**ONLY £29.99**  
each set of FOUR programmes

**And as if that's not enough...**

Collect the first 16 volumes of the Model Rail Series in these Bargain Box Sets – **four full programmes in each box for only £29.99 per set.**

Full details, movie clips for all titles can be found at [www.telerrail.co.uk](http://www.telerrail.co.uk) – order below or on the website

Please tick ☐ **Model Rail Expert Series 3-volume Box Set** ▶ ☐ **4-Volume Box Sets £29.99 each** Set Vols 1-4 ▶ ☐ Set Vols 5-8 ▶ ☐ Set Vols 9-12 ▶ ☐ Set Vols 13-16 ▶ ☐  
☐ **Individual Titles £20 each** Creative Modelling ▶ ☐ Rolling Stock Weathering ▶ ☐ Western Branch Lines ▶ ☐ Scenery Expert ▶ ☐ Garden Railway ▶ ☐ Model Rail 17 ▶ ☐

Name .....  
 Address .....  
 .....  
 .....  
 Postcode ..... Tel. No. ....  
 email: .....

Personal cheques are subject to £1 surcharge, there is no charge for payment by card – please fill in your details below:  
 Debit my Master Card/Visa/Debit number (UK P&P FREE, Europe/Rest of World +£4.00 per title, orders over £60 +£7 flat fee)

.....

Expiry Date ..... Security Code .....

For Switch please quote: Issue No. .... or Start Date: ...../...../.....

Signature ..... Date: .....

For instant ordering call our 24-hour order line quoting code MRX0416

**01524 735774**

Or send this page to:

Telerrail,  
 Royal Scot Suite,  
 Carnforth Station  
 Heritage Centre,  
 Carnforth, LA5 9TR

The publishers share information about you with other reputable companies so that we may let you know about opportunities or services which may be of interest to you. If you do not wish to be informed of future offers, please tick the box. ☐

**TO ORDER** please ensure you use this page (a photocopy is acceptable if you don't want to cut your magazine when you send in your order). For orders placed on the Internet please use code **MRX0416** in the and we'll apply your discount.



# ADVERTISERS' INDEX

Your A to Z guide to advertisers in this issue. If you'd like to advertise in *Model Rail*, contact 01733 366379

AC Models	134	Golden Valley Hobbies	137	Peter's Spares	133
Alton Model Centre	134	Great Rail Journeys	126	Platform Models	136
Anoraks Anonymous	137	Harburn Hobbies	132	Train Tees	136
Bachmann	2	Hatton's	103, 106-112	Rail Exclusive	10-11, 15
Blackwells of Hawkswells	136	Heathcote Electronics	128	Rails of Sheffield	116-117, 139
Brimal Components	134	Holt Model Railway	120	RM Toys	128
C&M Models	137	Hornby	33	Ron Lines	135
Church Street Models	137	Ian Allan Publishing	130	Sawyer Models	129
Coastal DCC	63, 138	Just Tracks	130	Scalescenes.com	136
Dapol	89	Kernow Model Rail Centre	121	South Eastern Finecast	135
DB Models	124	KJB Models	102	Southwest Digital	132
DCCconcepts	55, 63, 123	Marcway Pointwork	130	Strathwood	129
DCP Microdevelopments	132	MB Model Railway Products	138	Ten Commandments	135
Digitrains	63, 122	Mega Points Controllers	135	The Airbrush Company	133
Durham Trains of Stanley	138	Meridienne Exhibitions	127	The Hereford Model Centre	104
Ellis Clark Trains	131	Metcalfe Models	118-119	The Hobby Shop	138
Express Models	138	Model Railway Developments	62	The Ivo Peters Collection	135
Expressway Models	131	Model Railway Solutions	138	The Junction Box	137
Finescalebrass	124	Modelrailwayscenery.com	133	Tower Models	105
Fox Transfers	137	Morris Models	138	Townstreet	133
Frizinghall Models & Railways	131	My Model Shop	136	Trains4U	136
Gas Cupboard Models	137	Off the Rails	131	Vectis Model Auctions	132
Gaugemaster	114-115, 148	Olivia's Trains	125	Viking Optical	128
GC Weathering	134	Osborn's Models	137	Warwick & Warwick	147
GFB Designs	62	Parkwood Arts	136	York Model Making	138
Ghostsigs.com	136	PDK Models	128	YouChoos	129

## CLASSIFIED INDEX Classified advertisers on pages 140-142

Addlestone Model Centre	Jacksons Models	Monk Bar Model Shop	The Hobby Goblin
AGR Model Railway Store	John Dutfield for Model	Nick Tozer Railway Books	The Model Shop (Exeter)
Branchlines	Railways	P&D Marsh	The Railway Shop
Coach Lighting	Keith's Model Railway	Phoenix Paints	The Tutbury Jinny
Colletts Models of Exmouth	Kent Garden Railways	Pooley's Puffers	Tony Oakes Fairs
Colour-Rail	Mark's Trains	Redcar Models & Hobbies	Train Times
Connoisseur Models	Mercian Models	Rhuddlan Models	Transport Treasures
Crafty Hobbies	Model Bus Transfers	Roxey Mouldings	Tri-Angman
Dave Angell Trains	Model Railway	Scale Rail Model Centre	Trident Trains
Derek's Transport Books	Developments	Scalespeed	Upstairs Downstairs
East Somerset Models	Model Scenery Supplies	Steam and Things	Vinyard Properties
Haslington Models	Modelmania of Bristol	Taunton Control	Wicor Models

*Model Rail* magazine is published 13 times per year by Bauer Consumer Media Ltd, registered in England and Wales with company number 01176085, registered address Media House, Peterborough Business Park, Lynch Wood, Peterborough, PE2 6EA. No part of the magazine may be reproduced in any form in whole or in part, without the prior permission of Bauer. All material published remains the copyright of Bauer and we reserve the right to copy or edit, any material submitted to the magazine without further consent. The submission of material (manuscripts or images etc) to Bauer Media whether unsolicited or requested, is taken as permission to publish that material in the magazine, on the associated website, any apps or social media pages affiliated to the magazine, and any editions of the magazine published by our licensees elsewhere in the world. By submitting any material to us you are confirming that the material is your own original work or that you have permission from the copyright owner to

use the material and to and authorise Bauer to use it as described in this paragraph. You also promise that you have permission from anyone featured or referred to in the submitted material to it being used by Bauer. If Bauer receives a claim from a copyright owner or a person featured in any material you have sent us, we will inform that person that you have granted us permission to use the relevant material and you will be responsible for paying any amounts due to the copyright owner or featured person and / or for reimbursing Bauer for any losses it has suffered as a result. Please note, we accept no responsibility for unsolicited material which is lost or damaged in the post and we do not promise that we will be able to return any material to you. Finally, while every reasonable precaution is taken to ensure accuracy, Bauer is not responsible for any errors or omissions, nor do we accept any liability for any loss or damage, howsoever caused, resulting from the use of the magazine.



## Salmon run

**I**t's mid-October as I write this, and the salmon in British Columbia should be starting their run upstream to spawn. In some rivers it's a spectacular sight, and hundreds of people go to watch. I'm a month late with this picture, which would really have suited last issue's water theme. This is the Koksilah, the salmon river on my Canadian 'HO' layout. The picture was taken before I had started building the big timber trestle, so this view is no longer possible now the trestle is in place.

The water is clear casting resin, and the salmon are small slivers from one of those red rubber bands which the postman would frequently drop on my front path. But the red colour matches the hue taken on by some breeds of salmon just before they spawn. Marshalling the tiny pieces of rubber so that they are all 'swimming' in the same direction was extremely difficult!

Cast plaster rocks, Woodland Scenics Talus for boulders, and Deluxe Materials Solid Water were used to make the Koksilah River.



### NOT SO 'DUFF' AFTER ALL

The Class 47 inspiration feature last issue provoked a bit of a debate about the humble 'Duff' (MR228). Both Richard Foster and George Dent really like the styling, but all I remember from the 1960s and 1970s is how they just seemed to be everywhere! I recall being less than impressed when I saw one on route-learning duty at Moreton-in-Marsh, preparing to replace the splendid 'Hymeks' on the Worcester line expresses.

Even so, credit must go to Brush for

producing a design that's still going strong half a century later - and one that is still finding new niches of work on the railway.

This picture shows what appears to be a typical 'Duff': 47714 in rather faded Anglia turquoise livery. But look closer and you'll see it sports a rather unusual coupling for a '47'.

47714 is actually a pilot at Old Dalby test track and that coupling is used for shunting Hitachi's new multi-million pound IEP trains!



### HOLIDAY RAIL HIGHLIGHTS

I paid only a short visit to Canada this year, but I managed to cram a lot in to a week in Toronto. First stop was a visit to Rapido Trains, where we spent an afternoon discussing *Model Rail*'s follow-up to the 'USA' tank. It was purely an exploratory meeting, including a Skype call to Bill Schneider in the USA, who is Rapido's British steam expert and is currently working on the GNR Stirling 4-2-2 for Locomotion. By the end of the meeting, we had a cut-down Budd car chassis as a motor test-bed for the new model, ready for some haulage tests.

Next day I had time for an ice cream lunch with my friendly VIA Rail engineer, before she took the afternoon train 46 to Kingston, and I spent a great couple of days in Sault Ste. Marie, Ontario, and rode the Agawa Canyon Tour Train to get my train travel fix.



Next door to Rapido's HQ is the largest model rail clubroom I've ever seen. This is just part of it, and the layout represents a few months' work by around half a dozen members. CHRIS LEIGH



The tour train - eight cars top-and-tailed by a pair of F40PH diesels - stands in Agawa Canyon, 114 miles north of Sault Ste. Marie, in the Ontario wilderness. CHRIS LEIGH



There's a great vantage point for train watching at Toronto Union, between the Skywalk and the Blue Jays' Rogers Stadium. The empty stock for VIA46 to Kingston arrives behind No. 903. CHRIS LEIGH




IN THE NEXT ISSUE OF...

# MODEL RAIL

ON SALE  
DECEMBER  
15

## Going loco

It's all about locomotives next issue as we bring you conversion projects, detailing techniques to master and the locomotives you most want to see in model form.



NEVER  
MISS AN  
ISSUE!

Turn to page 96 for details of our great subscription offer

CHRIS NEVARD

PLUS

## New model special

All the announcements, updates and reviews from Warley National Model Railway Exhibition.



Available on the Google Play

Available on the App Store

Model Rail is now available on **Google Play** and on the **Apple App Store**

## CONTACT US

Media House, Lynchwood, Peterborough  
Business Park, Peterborough PE2 6EA  
E-mail: [modelrail@bauermedia.co.uk](mailto:modelrail@bauermedia.co.uk)

If you or someone you know are aged between 16 and 24 and are interested in work experience opportunities at Bauer Media go to [www.gothinkbig.co.uk](http://www.gothinkbig.co.uk)

### EDITORIAL

Telephone: 01733 468000

Editor: Richard Foster

Deputy Editor: George Dent

Consultant Editor: Chris Leigh

Staff Writer: Mike Harris

Model consultant: Dave Lowery

Editorial Assistant: Jane Skinner

Art Editor: Matthew Hunt

Production Editor: Shane Collins

Sub Editor: Richard Hampson

Photography: Jacques Portal, Chris Nevard

Artist: Andrew Mackintosh

### ADVERTISING

Senior Sales Exec. Display:

Annie Mulcrone 01733 366374

Sales Exec. classified:

James Belding 01733 366410

Commercial Manager:

Rhonda Jones 01733 468256

Commercial Director:

Sarah Crown 01733 468320

Group Advertisement Manager:

Karen Gardiner 01733 468288

### MARKETING

Telephone: 01733 468171

Marketing Manager: Lynne Fairburn

Direct Marketing Executive:

Frederique Campbell

Head of Newtrade: Leon Benoiton

Newtrade Marketing: Sam Tomblin

### PRODUCTION

Telephone: 01733 468377

Print Production Manager: Richard Woolley

Advertising Production: Zoe Bellamy

Printed by: Wyndeham Southernprint,

Poole, Dorset BH16 5SN

### SUBSCRIPTIONS & BACK ISSUES

To ensure that you don't miss an issue and for the best subscription offers visit

[www.greatmagazines.co.uk](http://www.greatmagazines.co.uk)

For subscription or back issue queries

please contact: CDS Global on

[bauer@subscription.co.uk](mailto:bauer@subscription.co.uk)

Telephone: 01858 438884

Telephone from overseas:

+44 (0) 1858 438884

For binders call 01733 840111

### BAUER CONSUMER MEDIA

Managing Director: Nicola Bates

Editorial Director: June Smith-Sheppard

Head of Digital: Charlie Calton-Watson

Group Direct Marketing Director:

Chris Gadsby

Finance Director: Lisa Hayden

Group Finance Director: Sarah Vickery

Group Managing Director: Rob Munro-Hall

CEO: Paul Keenan



From January-December 2015 *Model Rail* sold an average of 25,363 copies per issue, as independently confirmed by the Audit Bureau of Circulations (ABC)

**COMPLAINTS:** Bauer Consumer Media Limited is a member of the Independent Press Standards Organisation ([www.ipso.co.uk](http://www.ipso.co.uk)) and endeavours to respond to and resolve your concerns quickly. Our Editorial Complaints Policy (including full details of how to contact us about editorial complaints and IPSO's contact details) can be found at [www.bauermediacomplaints.co.uk](http://www.bauermediacomplaints.co.uk). Our e-mail address for editorial complaints covered by the Editorial Complaints Policy is [complaints@bauermedia.co.uk](mailto:complaints@bauermedia.co.uk).

Bauer Consumer Media Limited is a company registered in England and Wales with company number 01176085, registered address Media House, Peterborough Business Park, Lynch Wood, Peterborough, PE2 6EA, VAT no. 918 5617 01.



# Selling your model railway

Warwick and Warwick have an expanding requirement for early to modern collections of British and Foreign trains and train sets from large accumulations to items of individual value. Our customer base is increasing dramatically and we need an ever larger supply of quality material to keep pace with demand. The market has never been stronger and if you are considering the sale of your collection, now is the time to act.



**FREE VALUATIONS** - We will provide a free, professional valuation of your collection, without obligation on your part to proceed. Either we will make you a fair, binding private treaty offer, or we will recommend inclusion of your property in our next public auction.

**FREE TRANSPORTATION** - We can arrange insured transportation of your collection to our Warwick offices completely free of charge. If you decline our offer, we ask you to cover the return carriage costs only.

**FREE VISITS** - Visits by our valuers are possible anywhere in the country or abroad, usually within 48 hours, in order to value larger collections. Please phone for details.

**ADVISORY DAY TOWNS** - We are staging a series of advisory days and will be visiting the following towns within the next few weeks: **Grays, Bromley, Cromer, Bury St. Edmunds, Kendal, Rochdale, Dorking, Sevenoaks, Redditch, Haywards Heath, Hemel Hempstead, Ross on Wye, Bury, Rotherham, Wareham, Maidenhead, Wirral and Buxton.** Please visit our website or telephone for further details.

**EXCELLENT PRICES** - Because of the strength of our customer base we are in a position to offer prices that we feel sure will exceed your expectations.

**ACT NOW** - Telephone or email Richard Beale today with details of your property



## Get the experts on your side!



### Warwick & Warwick

AUCTIONEERS AND VALUERS

[www.warwickandwarwick.com](http://www.warwickandwarwick.com)

Warwick & Warwick Ltd., Chalon House, Scar Bank,  
Millers Road, Warwick CV34 5DB England

Tel: (01926) 499031 • Fax: (01926) 491906

Email: [richard.beale@warwickandwarwick.com](mailto:richard.beale@warwickandwarwick.com)





# GAUGEMASTER *Spotlight*

## DCC Decoders



### OMNI Series Decoders



The OMNI range of decoders are the follow up to our popular range of OPTI DCC decoders. With the need for a 21 pin decoder (for use in Bachmann and Heljan locomotives, and some Dapol diesel locomotives) we took the opportunity to refresh the whole range and source a new family of decoders that can solve most scenarios in just three items.

The OMNI range have the ability to do so much more than the leading manufacturer's basic decoder, but they have more features included which are not proportional to the difference in price.

You get so much more for just a few pounds more.

- Back EMF for perfect low speed running
- Consisting (double-heading)
- Special lighting effects (firebox lights, flashing)
- On track programming
- Address locking
- Full Technical Support

**All three OMNI decoders are also available in handy bulk packs of five, giving you the versatility to install decoders into several locomotives at once at a reduced price - digitise your collection for less!**



**DCC27 OMNI 21 & 8 Pin Decoder**  
(BPDCC27 five pack)  
*Most Suited to OO/HO Gauge Locomotives*

A really versatile decoder for use with locomotives that have 8 Pin or 21 Pin sockets.

Dimensions: Length 22mm Width 16mm Depth 5mm  
Harness Length: 75mm

**BEST FOR**  
OO Versatility



**DCC28 OMNI 8 & 6 Pin Decoder**  
(BPDCC28 five pack)  
*Most Suited to OO/HO Gauge & N Gauge Locomotives*

6 Pin decoder with plugable 8 pin harness. This very versatile 2 function decoder is very small so it can fit in most locomotives regardless of space.

Dimensions: Length 15mm Width 8mm Depth 2mm  
Harness Length: 55mm

**BEST FOR**  
Multi Scale



**DCC29 OMNI Direct Plug Decoder**  
(BPDCC29 five pack)  
*Most Suited to OO/HO Gauge Locomotives*

A 4 function decoder suitable for direct plug fitting into suitable OO and HO Locomotives.

Dimensions: Length 15mm Width 12mm Depth 10mm

**BEST FOR**  
Small Spaces

### Other Decoders



**DCC22 Very Small 8 Pin Decoder**  
*Most Suited to OO/HO Gauge Locomotives*

Key features of this standard decoder include smooth operation, 14/28 speed steps, plug and play, transponder id-equipped, all mode programming, decoder reset CV, motor isolation protection, advanced consisting, 2 and 4 digit addressing and DCC compatibility. this decoder is rated at 1 amp (2 amp peak) with 2 functions at 0.5 amps.

Dimensions: Length 11mm Width 9mm Depth 3mm  
Length with Harness: 65mm

**BEST FOR**  
Size



**DCC23 2 Function 6 Pin Decoder**  
*Most Suited to N Gauge Locomotives*

Key features of this standard decoder include smooth operation, 14/28 speed steps, plug and play, transponder id-equipped, all mode programming, decoder reset CV, motor isolation protection, advanced consisting, 2 and 4 digit addressing and DCC compatibility. this decoder is rated at 1 amp (2 amp peak) with 2 functions at 0.5 amps.

Dimensions: Length 11mm Width 9mm Depth 3mm

**BEST FOR**  
N Scale



**DCC26 Standard 8 Pin Decoder**  
*Most Suited to OO/HO Gauge Locomotives*

Fantastic value decoder from our original OPTI Range, available again. 4 function, 1.1 amp decoder with adjustable CVs for motor control, Back EMF, built in lighting effects, supports consisting. It is compatible with DC running, and has a full factory reset function. The decoder can be set with any address from 0-9999.

Dimensions: Length 19mm Width 11mm Depth 5mm  
Harness Length: 90mm

**BEST FOR**  
Tight Budgets

### Decoder Doctor



#### DCC15 Prodigy Decoder Doctor

Makes programming and reading back your decoders easy! This device allows you to test decoders before or after installation.

There is a built-in 8 Pin socket, and the Decoder Doctor also comes supplied with an adaptor harness allowing you to also test 6 Pin decoders.

You can also attach it to a test track for testing already fitted decoders.

Power comes from either a 15V power supply (DCC65) or your DCC Main Track output.

### PRICES

Code	Description	RRP
DCC15	Prodigy Decoder Doctor	£79.95
DCC22	Very Small 8 Pin Decoder	£24.95
DCC23	2 Function 6 Pin Decoder	£24.95
DCC26	Standard 8 Pin Decoder	£14.95
DCC27	OMNI 21 & 8 Pin Decoder	£18.95
BPDCC27	OMNI 21 & 8 Pin Decoder (Five Pack)	£89.95
DCC28	OMNI 8 & 6 Pin Decoder	£20.95
BPDCC28	OMNI 8 & 6 Pin Decoder (Five Pack)	£99.95
DCC29	OMNI Direct Plug Decoder	£19.95
BPDCC29	OMNI Direct Plug Decoder (Five Pack)	£94.95

**GAUGEMASTER** products are available from your local Model Shop or, in case of difficulty, direct from ourselves.

**GAUGEMASTER** Controls Ltd, Gaugemaster House, Ford Road, Arundel, West Sussex, BN18 0BN, United Kingdom  
tel - 01903 884321 Fax - 01903 884377 email - sales@gaugemaster.co.uk web - [www.gaugemaster.com](http://www.gaugemaster.com)